SUBJECT: **RFQ FOR DESIGN-BUILD SVCS FOR HORIZONTAL/CIVIL ENGINEERING PROJECTS**

BID # **CDB-0006-16** OPEN DATE: **10/21/2015**

COMPETITIVE SEALED PROPOSAL EVALUATION COMMITTEE

KIND AND BASIS OF CONTRACT:
CONSTRUCTION – DESIGN/BUILD

AGENCY: **DEPARTMENT OF PUBLIC WORKS**

BASIS OF AWARD: **QUALIFICATIONS BASED**

NUMBER OF BIDS INVITED: - NUMBER RECEIVED: - OTHER: -

SUMMARY OF BIDS AND RECOMMENDED ACTIONS:

The Department of Public Works has completed negotiations with J.B. Coxwell Contracting, Inc., for the Cholo Trail Drainage Improvement project in accordance with subject bid.

Recommend approval of award to J. B. Coxwell Contracting, Inc., in the guaranteed maximum price not-to-exceed $99,777.42. The scope of award is for construction of the drainage improvements for Cholo Trail. This incorporates the attached, scope and fee summary, Exhibit "KK-1", and completion within 90 days from issuance of notice-to-proceed. Total annual expenditure amount is currently at $24,000,000.00; total amount spent to date is $17,705,713.97.

Funding for this award is to be executed by Amendment 35A for contract # 6533-54 and encumbered by account: PWGM462SW-06505-PW0072-01

Attachments: Recommendation Memo, Exhibit "KK-1", Previous Award(s)

BUYER Marilyn Laidler
MARILYN LAIDLER

RESPECTFULLY SUBMITTED
GREGORY PEASE, CHIEF
PROCUREMENT DIVISION

CONCURRENCE BY: **Robin G. Smith, P.E., Chief, Engineering and Construction Management**

(ALL AWARD ACTIONS SUBJECT TO LAWFULLY APPROPRIATED FUNDS)
ACTION OF CSPEC COMMITTEE ON RECOMMENDATIONS ABOVE

MEMBERS APPROVING_____ MEMBERS DISAPPROVING_____ DATE:_____

_____ _____ OTHER_____

_____ _____

_____ _____

_____ _____

_____ _____

ACTION OF AWARDING AUTHORITY DATE _____

APPROVED_____ DISAPPROVED: _____

OTHER: _____

SIGNATURE OF AUTHENTICATION _____

City of Jacksonville, Florida

Lenny Curry, Mayor

Department of Public Works
Engineering & Construction Management Division
214 N. Hogan Street, 10th Floor
Jacksonville, FL 32202
(904) 255-8762
www.coj.net

ONE CITY. ONE JACKSONVILLE.

January 8, 2020

TO: Gregory W. Pease
Chief of Procurement

THRU: John P. Pappas, P.E.
Director

FROM: Robin G. Smith, P.E.
Chief, Engineering and Construction Management

SUBJECT: CDB-0006-16 – Design-Build Services - Horizontal & Civil Engineering – Cholo Trail Drainage Improvement
AMENDMENT 35A

Based on the Design Criteria Package developed by City Engineers, the Department of Public Works, in accordance with Design/Build CDB-0006-16, Contract No. 6533-54 has completed negotiations with J. B. Coxwell Contracting, Inc., for the construction of the drainage improvements for Cholo Trail. Negotiations have resulted in the attached Scope and Fee, Exhibit KK-1 for the GMP amount of $99,777.42 and with a completion date within 90 days from the notice to proceed. J. B. Coxwell Contracting is committed to meeting the 10% JSEB participation goals established for this contract.

Accordingly, this is to recommend that Contract No. 6533-54, originally executed May 2, 2016, between the City and J. B. Coxwell Contracting, Inc. for Design-Build Services- Horizontal & Civil Engineering, be amended to incorporate the attached Scope and Fee Summary, Exhibit KK-1 for Cholo Trail Drainage Improvements for the GMP amount of $99,777.42, known as Amendment 35A.

To be encumbered as follows:

PWGM462SW-06505-PW0072-01	$99,777.42
TOTAL	$99,777.42

RGS/lw

Attachment: Exhibit KK-1

EXHIBIT KK-1

J.B. Coxwell Contracting, Inc.
6741 Lloyd Road West
Jacksonville, Florida 32254
Office (904) 786-1120 Fax (904) 783-2970

January 7, 2020

Michael Derbaum, P.E.
City of Jacksonville Department of Public Works
Engineering & Construction Management Division
214 N. Hogan Street, 10th Floor
Jacksonville, Florida 32202

Re: Scope of Services and Fee Proposal for Cholo Trail Drainage Improvement Project Design-Build Construction Delivery for City of Jacksonville-RFQ CDB-0049-09 City Contract No. 6533-54

Dear Mr. Derbaum:

J.B. Coxwell Contracting, Inc. (JBCCI) is pleased to submit for your review and consideration the following lump sum fee proposal for the drainage improvements associated with the above referenced project. The specific scope of work for the proposed construction are as outlined on the attached schedule of values and design criteria package prepared by the City of Jacksonville Department of Public Works received February 22, 2019 with no revisions. No design, permitting, or QC testing services have been included in this proposal.

As detailed on the schedule of values, the proposed total lump sum amount for this project is $99,777.42 which does not include a project contingency. Since we have not included a project contingency, there may be project elements which have not been fully designed and permitted, and which may increase in quantity or cost during construction. If there is determined to be changes based on the final design and or permitting, the design-builder will negotiate those changes with the COJ. Typically, the project contingency is for the Design-Builder's benefit and not for changed field conditions, unknown field conditions or added scope of work. The construction services will be completed within ninety days (90) from notice-to-proceed. The full scope of work is listed in the DCP provided by the COJ and listed on JBCCI's schedule of values attached. There are no fees included for existing utility adjustments (private or public utilities) associated with this project. This proposal includes 10% JSEB Participation.

This lump sum proposal is inclusive of only those services noted on the attached fee summary and which are anticipated at this time. No services or work other than those noted in the proposals are included. In addition, any unknown condition(s) which may surface during construction or any other increase in scope of services may result in a request for additional fees. No work will proceed however, without first obtaining approval from the City for any additional services.

We are again very appreciative of the opportunity to provide you with our design-build services. Should you have any questions or need any further information, please do not hesitate to contact us.

Regards,
J.B. Coxwell Contracting, Inc.
Jayson Smith
Jayson Smith,
Design Build Manager

EXHIBIT KK-1

JBCCI Construction Estimate for Collins Rd- Cholo Trail Drainage Improvements
City of Jacksonville - Contract 6533-54

SCHEDULE OF VALUES

Pay Item	Description	Quantity	Unit Measure	Unit Price	Amount
101-1	Mobilization	1	LS	$ 7,000.00	$ 7,000.00
New	Survey	1	LS	$ 300.00	$ 300.00
430-175-115	15" RCP Drainage Pipe	405	LF	$ 75.88	$ 30,731.40
New	Type C Inlet per COJ Plate D-207	1	LS	$ 5,300.00	$ 5,300.00
New	Connect 15" to Existing	1	LS	$ 6,000.00	$ 6,000.00
New	Remove Existing 15" RCP	1	LF	$ 8,608.51	$ 8,608.51
110-1-1	Clear & Grubb	0	AC	$ 18,183.82	$ 6,728.01
120-6	Embankment	250	CY	$ 21.79	$ 5,447.50
104-15	Soil Tracking Prevention Device	1	EA	$ 1,575.00	$ 1,575.00
104-10-3	Sediment Barrier	950	LF	$ 2.00	$ 1,900.00
104-18	Inlet Protection	3	EA	$ 100.00	$ 300.00
102-1	MOT Flagging Operations	1	LS	$ 3,500.00	$ 3,500.00
570-1-2	Performance Turf (Sod)	1,800	SY	$ 9.50	$ 17,100.00
New	Fence Removal & Replacement	1	LS	$ 1,800.00	$ 1,800.00
New	JBCCI Design Build Fee	1	LS	$ 2,500.00	$ 2,500.00
New	Added Bonding Cost for DB Work	1	LS	$ 987.00	$ 987.00
				TOTAL	$ 99,777.42

Clarifications & Exclusions;

1) Estimate based on information obtained from 2/22/19 design criteria package (COJ)
2) One Mobilization & One Demobilization Included
3) Public notifications for project, and advanced construction notices by COJ representatives
4) JBCCI will perform this work with the understanding that this is considered maintenance repairs and this work does not require formal plans, design, or permitting
5) Work to be performed between the hours of 7am and 5:30pm, Monday through Friday
6) All QC or geo-technical testing by COJ if required
7) Proposal pricing valid for 45 days from date on proposal
8) Estimate does not include the removal or replacement of buried debris, unsuitable soil, hazardous materials, or other unidentified waste.

EXHIBIT KK-1

DESIGN CRITERIA PACKAGE
For
CHOLO TRAIL DRAINAGE IMPROVEMENTS

A. General

The Design-Build firm shall be responsible for the final design. 60% Drawings have been preliminarily completed by the City's Engineering Division. Before construction activities can begin, 100% Drawings must be reviewed and approved by the City's Engineering Division. Any construction initiated by the Design-Build firm prior to receiving approval from the City shall be at the sole risk of the Design-Build firm.

B. Scope of Work

The work shall consist of piping and filling an existing drainage ditch. The new storm piping will connect to an inlet that is being installed as part of the JTA project on Collins Road. There is minor demo work related to the installation of the proposed storm piping.

C. Legal Description of the Site

The proposed project is located within an existing Drainage Easement at the back of the properties located at 8208 Collins Road and 7927 Cholo Trail.

D. Location of Proposed Improvements on Site

The attached 60% Drawings show the desired location of the proposed storm piping.

E. Budget

The available budget for this project is $69,617.07, per the Design-Build firm's quote submitted through JTA as shown in Appendix A.

F. Permits

No permits are required for this project.

G. Maintenance of Traffic

The proposed project location is not on a roadway and it is anticipated that minimal MOT will be required. Temporary closures of one lane at a time are permitted if necessary. No lanes shall be closed overnight.

H. Schedule

The Design-Build firm is to submit a proposed schedule as part of the response to this Design Criteria Package.

I. Working Hours

Allowable working hours shall be Monday through Friday from 7 a.m. until 5 p.m.

J. Fueling of Equipment

No fueling of equipment will be allowed in City of Jacksonville right-of-way or within the Drainage Easement. Fueling will have to take place off-site.

K. Staging Area

The Design-Build firm shall be responsible for the staging area. All disturbed areas of the right-of-way and the Drainage Easement shall be restored to the pre-construction condition.

L. Materials

The Construction Plans call out RCP drainage pipe. No plastic pipe will be allowed as a substitute due to the small size (15") of the proposed pipe.

M. Utility Locations

The locations of existing utilities are to be determined by the Design-Build firm. The Design-Build firm will be responsible for locating any existing utilities, avoiding possible conflicts, performing any required utility relocations, repairing any damaged utilities, or any other costs associated with existing utilities.

END OF THE DESIGN CRITERIA PACKAGE

EXHIBIT KK-1

LIST OF APPENDICES

Appendix A	Design-Build Firm's Price Quote
Appendix B	Construction Plans

EXHIBIT KK-1

Appendix A

Design-Build Firm's Price Quote

EXHIBIT KK-1

J.B. Coxwell Contracting, Inc.
6741 Lloyd Road West
Jacksonville, Florida 32254
Office (904) 786-1120 Fax (904) 783-2970

January 15, 2019

Ryan Poulsen
RS&H
14600-1 Duval Place West
Jacksonville, Florida 32218

RE: Project Name: Collins Road Widening Project
County: Duval
JTA Project No. 17-001
JBCCI No. - 1719
Price Proposal for Drainage Improvements Requested by COJ at Collins Road and Cholo Trail - REVISED

Dear Mr. Poulsen:

Reference is made to your emails dated Tuesday, November 27, 2018 received at 11:08 AM. J.B. Coxwell Contracting, Inc. provide the following lump sum price proposal of **$69,617.07** for additional work as directed by the above referenced correspondence, breakdown as follows:

Pay Item	Description	Quantity	Unit Measure	Unit Price	Amount
101-1	Mobilization	1	LS	$ 5,156.82	$ 5,156.82
New	Survey	1	LS	$ 326.76	$ 326.76
430-175-115	15" RCP Drainage Pipe	405	LF	$ 74.88	$ 30,326.40
New	Type C Inlet per COJ Plate D-207	1	LS	$ 5,350.56	$ 5,350.56
New	Connect 15" to Existing	1	LS	$ 6,097.51	$ 6,097.51
New	Remove Existing 15" RCP	1	LF	$ 8,608.51	$ 8,608.51
110-1-1	Clear & Grubb	0.37	AC	$ 18,183.82	$ 6,728.01
120-6	Embankment	250	CY	$ 21.79	$ 5,447.50
104-15	Soil Tracking Prevention Device	1	EA	$ 1,575.00	$ 1,575.00
				TOTAL	$ 69,617.07

Project Name: Collins Road Widening Project
County: Duval
JTA Project No. 17-001
JBCCI No. - 1719
Price Proposal for Drainage Improvements Requested by COJ at Collins Road and Cholo Trail
-Page 2

Please note:

- Additional MOT devices shall be paid as a quantity over-run under the existing pay item numbers. Final quantities to be based on certified quantities.
- Additional Erosion Control Devices shall be paid as a quantity over-run under the existing pay item numbers. Final quantities to be based on certified quantities.
- Additional Performance Turf (Sod) shall be paid as a quantity over-run under the existing pay item numbers. Final quantities to be based on certified quantities.
- Additional Fence Relocation and or Replacement shall be paid as a quantity over-run under the existing pay item numbers. Final quantities to be based on certified quantities.

I certify that this request is made in good faith and any supportive data provided is accurate and complete to JBCCI's best knowledge and belief.

In closing, J. B. Coxwell (JBCCI) respectfully request seven (7) days for the above unforeseen extra work impacting the following controlling items of work: Activity #1420,1440,1460 & 1570.

If you should have any questions or need additional information, please let me know.

Respectfully,
J. B. COXWELL CONTRACTING, INC.

Eddie K. Greene
Vice President Operations

Ltr. 49a

EXHIBIT KK-1

J. B. COXWELL CONTRACTING, INC.

Survey for Additional Drainage Improvement for COJ

1) Labor	Time		Ct.		U.P.			Extension
Party Chief	3	HRS	1	@	35 00		$	105 00
Rod Man	3	HRS	1	@	15 50		$	46.50
					Sub Total		$	151 50
					Burden	44 52%	$	67 45
					Subtotal Costs		$	218 95
					Mark-Up	15 0%	$	32.84
					Total Labor		$	251.79

2) Equipment	Time		Ct.		U.P.			
F-150 Pick-up	3	HRS	1	@	21.05		$	63.15
					Sub Total		$	63 15
					Mark-Up	15 0%	$	9.47
					Total Equipment		$	72.62

TOTAL		$	324.41
Bond	0 725%	$	2.35
TOTAL			$326.76

EXHIBIT KK-1

J. B. COXWELL CONTRACTING, INC.

F&I Type C Drainage Inlets per COJ Plate D-207

1) Labor	Time		Ct.		U.P.			Extension
Superintendent	2	HRS	1	@	44.00		$	88.00
Pipe Foreman	6	HRS	1	@	32.00		$	192.00
Backhoe Operator	6	HRS	1	@	19.75		$	118.50
Loader Operator	6	HRS	1	@	15.50		$	93.00
Pipe Layer	6	HRS	1	@	17.00		$	102.00
Hillman	6	HRS	1	@	14.00		$	84.00
Laborers	6	HRS	1	@	13.50		$	81.00
					Sub Total		$	758.50
					Burden	44.52%	$	337.68
					Subtotal Costs		$	1,096.18
					Mark-Up	15.0%	$	164.43
					Total Labor		$	1,260.61

2) Equipment	Time		Ct.		U.P.			
F-150 Pick-up	2	HRS	1	@	21.05		$	42.10
F350 Pipe Truck	6	HRS	1	@	23.58		$	141.48
320 Backhoe	6	HRS	1	@	109.70		$	658.20
320 Thumb Attachment	6	HRS	1	@	11.15		$	66.90
950 Loader	6	HRS	1	@	88.94		$	533.64
Dewatering Pump	6	HRS	1	@	24.83		$	148.98
Dewatering Hoses	6	HRS	1	@	3.40		$	20.40
					Sub Total		$	1,611.70
					Mark-Up	15.0%	$	241.76
					Total Equipment		$	1,853.46

3) Materials	Qty		Ct.		U.P.			
Type C Precast Inlet	2	CY	1	@	760.00		$	1,520.00
Brick	75	EA	1	@	0.75		$	56.25
Masonry Sand	1	TN	1	@	30.00		$	30.00
Portland Cement	12	EA	1	@	15.00		$	180.00
					Sub Total		$	1,786.25
					Tax	7%	$	125.04
					Sub Total		$	1,911.29
					Mark-Up	15.0%	$	286.69
					Total Material		$	2,197.98

TOTAL		$	5,312.05
Bond	0.725%	$	38.51
TOTAL			$5,350.56

EXHIBIT KK-1

J. B. COXWELL CONTRACTING, INC.

Connect Existing 15" RCP

1) Labor	Time		Ct.		U.P.			Extension
Superintendent	2	HRS	1	@	44.00		$	88.00
Pipe Foreman	7	HRS	1	@	32.00		$	224.00
Backhoe Operator	7	HRS	1	@	19.75		$	138.25
Loader Operator	7	HRS	1	@	15.50		$	108.50
Pipe Layer	7	HRS	1	@	17.00		$	119.00
Hillman	7	HRS	1	@	14.00		$	98.00
Laborers	7	HRS	1	@	13.50		$	94.50
					Sub Total		$	870.25
					Burden	44.52%	$	387.44
					Subtotal Costs		$	1,257.69
					Mark-Up	15.0%	$	188.65
					Total Labor		$	1,446.34

2) Equipment	Time		Ct.		U.P.			
F-150 Pick-up	2	HRS	1	@	21.05		$	42.10
F350 Pipe Truck	7	HRS	1	@	23.58		$	165.06
320 Backhoe	7	HRS	1	@	109.70		$	767.90
320 Thumb Attachment	7	HRS	1	@	11.15		$	78.05
950 Loader	7	HRS	1	@	88.94		$	622.58
Dewatering Pump	7	HRS	1	@	24.83		$	173.81
Dewatering Hoses	7	HRS	1	@	3.40		$	23.80
					Sub Total		$	1,873.30
					Mark-Up	15.0%	$	281.00
					Total Equipment		$	2,154.30

3) Materials	Qty		Ct.		U.P.			
Class I NS Concrete	0.61	CY	1	@	95.00		$	57.95
Surcharge	1	EA	1	@	35.00		$	35.00
Short Load Fee	1	EA	1	@	150.00		$	150.00
Steel Hoops	3	EA	1	@	7.25		$	21.75
Epoxy	3	EA	1	@	22.02		$	66.06
Steep dowels	1	EA	1	@	8.92		$	8.92
					Sub Total		$	339.68
					Tax	7%	$	23.78
					Sub Total		$	363.46
					Mark-Up	15.0%	$	54.52
					Total Material		$	417.98

4) Subcontractor	Qty	UM			U.P.			
QC Testing	1	LS	1	@	1,500.00		$	1,500.00
Core Fee Min Charge	1	LS	1	@	350.00		$	350.00
					Sub Total		$	1,850.00
					Mark-Up	10.0%	$	185.00
					Total Subcontract		$	2,035.00

TOTAL		$	6,053.62
Bond	0.725%	$	43.89
TOTAL			$6,097.51

EXHIBIT KK-1

J. B. COXWELL CONTRACTING, INC.

Remove Existing 15" RCP Drainage Pipe

1) Labor	Time		Ct.		U.P.			Extension
Superintendent	6	HRS	1	@	44.00		$	264.00
Pipe Foreman	12	HRS	1	@	32.00		$	384.00
Backhoe Operator	12	HRS	1	@	19.75		$	237.00
Loader Operator	12	HRS	1	@	15.50		$	186.00
Pipe Layer	12	HRS	1	@	17.00		$	204.00
Hillman	12	HRS	1	@	14.00		$	168.00
Laborers	12	HRS	1	@	13.50		$	162.00
Truck Driver	12	HRS	1	@	14.50		$	174.00
					Sub Total		$	1,779.00
					Burden	44.52%	$	792.01
					Subtotal Costs		$	2,571.01
					Mark-Up	15.0%	$	385.65
					Total Labor		$	2,956.66

2) Equipment	Time		Ct.		U.P.			
F-150 Pick-up	6	HRS	1	@	21.05		$	126.30
F350 Pipe Truck	12	HRS	1	@	23.58		$	282.96
320 Backhoe	12	HRS	1	@	109.70		$	1,316.40
320 Thumb Attachment	12	HRS	1	@	11.15		$	133.80
950 Loader	12	HRS	1	@	88.94		$	1,067.28
Dump Truck	12	HRS	1	@	89.43		$	1,073.16
					Sub Total		$	3,999.90
					Mark-Up	15.0%	$	599.99
					Total Equipment		$	4,599.89

4) Subcontractor	Qty	UM			U.P.			
Disposal Fees	20	TN	1	@	45.00		$	900.00
					Sub Total		$	900.00
					Mark-Up	10.0%	$	90.00
					Total Subcontract		$	990.00

TOTAL		$	8,546.55
Bond	0.725%	$	61.96
TOTAL			$8,608.51

EXHIBIT KK-1

Oldcastle Infrastructure
A CRH COMPANY

Quotation Contract

5995 SOUTEL DR
JACKSONVILLE, FL 32219 3739

Phone: 904-768-7081
Fax: 904-768-8428

Quote To: J. B. Coxwell Contracting, Inc.
6741 LLOYD RD W JACKSONVILLE, FL
32254 1249

Ship To: Collins Road Add On C Inlet
Jobsite
Jacksonville, FL 32219

Reference:

Oldcastle Rep: Joseph Szafaryn
Contact:

Rep Phone: 407-572-7097
Phone:

Order No	Date	Customer No	Terms	Bid Date	F.O.B.	Quote Valid for
S122022	01/07/19	402117	Net 30 Days	01/07/19	FOB JS	30 days

Qty	Unit	Description	Unit Price	Amount
2	Ea	C Inlet (0-5') w/ USF 6210 Grate	$760.00	$1,520.00
			Total:	$1,520.00

(Sales Tax Not Incl.)

Quote Notes:

- Prices include delivery to the job site on weekdays during normal working hours in full truckload quantities, any partial load will be subject to additional freight charges. Oldcastle will allow one free hour for unloading at destination site. Beyond one hour Oldcastle will charge demurrage at the rate of $45.00 for each fifteen minutes of delay (Excludes Chains / Slings and Hooks). Unloading by others

All products and services listed on this Quotation Contract are provided under the Standard Terms and Conditions located at www.oldcastleprecast.com/company/pages/credit.aspx. If you have any questions, please call me at the contact information on the top of this Quotation Contract.

Sincerely,

Joseph Szafaryn
Oldcastle Precast, Inc.

Date

Accepted by:

(Customer Signature)
Printed name:
Title:
Company:

Date

EXHIBIT KK-1

EquipmentWatch.

www.equipmentwatch.com

All prices shown in US$

Rental Rate Blue Book®

September 11, 2018

Miscellaneous 4X2 3/4 285 CONV GAS
On-Highway Light Duty Trucks

Size Class
200 - 299 HP
Weight:
N/A

Configuration for 4X2 3/4 285 CONV GAS

Horsepower	285	Power Mode	Gasoline
Cab Type	Conventional	Ton Rating	3/4
Axle Configuration	4X2		

Blue Book Rates

** FHWA Rate is equal to the monthly ownership cost divided by 176 plus the hourly estimated operating cost.

	Ownership Costs				Estimated Operating Costs	FHWA Rate**
	Monthly	Weekly	Daily	Hourly	Hourly	Hourly
Published Rates	$680.00	$190.00	$46.00	$7.00	$17.30	$21.16
Adjustments						
Region (Jacksonville, Florida: 97.1%)	($19.72)	($5.51)	($1.33)	($0.20)		
Model Year (2018: 100%)	-	-	-	-		
Adjusted Hourly Ownership Cost (100%)	-	-	-	-		
Hourly Operating Cost (100%)					-	
Total:	$660.28	$184.49	$44.67	$6.80	$17.30	$21.05

Non-Active Use Rates

	Hourly
Standby Rate	$2.70
Idling Rate	$17.61

Rate Element Allocation

Element	Percentage	Value
Depreciation (ownership)	57%	$387.60/mo
Overhaul (ownership)	28%	$190.40/mo
CFC (ownership)	5%	$34.00/mo
Indirect (ownership)	10%	$68.00/mo
Fuel (operating) @ 2.56	80%	$13.88/hr

Revised Date: 2nd Half 2018

These are the most accurate rates for the selected Revision Date(s). However, due to more frequent online updates these rates may not match Rental Rate Blue Book Print. Visit the Cost Recovery Product Guide on our Help page for more information.

The equipment represented in this report has been exclusively prepared for TRACY KALVIG (CHRISB@JBCOXWELL.COM)

All material herein © 2003-2018 Penton All rights reserved

EquipmentWatch.

www.equipmentwatch.com

All prices shown in US$

Rental Rate Blue Book®

September 11, 2018

Ford F-350 SD
On-Highway Light Duty Trucks

Size Class
300 HP & Over
Weight:
N/A

Configuration for F-350 SD

Axle Configuration	4 X 4	Power Mode	Gasoline
Cab Type	Crew	Horsepower	300 hp
Ton Rating	1		

Blue Book Rates

** FHWA Rate is equal to the monthly ownership cost divided by 176 plus the hourly estimated operating cost.

	Ownership Costs				Estimated Operating Costs	FHWA Rate**
	Monthly	Weekly	Daily	Hourly	Hourly	Hourly
Published Rates	$920.00	$260.00	$85.00	$10.00	$18.50	$23.73
Adjustments						
Region (Jacksonville, Florida, 97.1%)	($26.68)	($7.54)	($1.68)	($0.29)		
Model Year (2018: 100%)	-	-	-	-		
Adjusted Hourly Ownership Cost (100%)	-	-	-	-		
Hourly Operating Cost (100%)					-	
Total:	$893.32	$252.46	$83.12	$9.71	$18.50	$23.58

Non-Active Use Rates

	Hourly
Standby Rate	$3.65
Idling Rate	$19.67

Rate Element Allocation

Element	Percentage	Value
Depreciation (ownership)	57%	$524.40/mo
Overhaul (ownership)	28%	$257.60/mo
CFC (ownership)	5%	$46.00/mo
Indirect (ownership)	10%	$92.00/mo
Fuel (operating) @ 2.56	79%	$14.59/hr

Revised Date: 2nd Half 2018

These are the most accurate rates for the selected Revision Date(s). However, due to more frequent online updates, these rates may not match Rental Rate Blue Book Print. Visit the Cost Recovery Product Guide on our Help page for more information.

The equipment represented in this report has been exclusively prepared for TRACY KALVIG (CHRISB@J8COXWELL.COM)

All material herein © 2003-2018 Penton All rights reserved.

EXHIBIT KK-1

EquipmentWatch.

www.equipmentwatch.com

All prices shown in US$

Rental Rate Blue Book®

September 13, 2018

Caterpillar 320C (disc. 2008)
Crawler Mounted Hydraulic Excavators

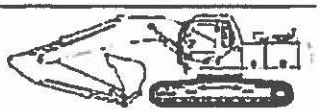

Size Class
19.1 - 21.0 MTons
Weight:
43,400 lbs.

Configuration for 320C (disc. 2008)

Power Mode	Diesel	Net Horsepower	138 hp
Operating Weight	19.7 mt	Bucket Capacity - Heaped	1.25 cu yd

Blue Book Rates

** FHWA Rate is equal to the monthly ownership cost divided by 176 plus the hourly estimated operating cost.

	Ownership Costs				Estimated Operating Costs	FHWA Rate**
	Monthly	Weekly	Daily	Hourly	Hourly	Hourly
Published Rates	$10,525.00	$2,945.00	$735.00	$110.00	$51.75	$111.55
Adjustments						
Region (Jacksonville, Florida: 96.9%)	($326.28)	($91.30)	($22.79)	($3.41)		
Model Year (2008: 100%)	-	-	-	-		
Adjusted Hourly Ownership Cost (100%)	-	-	-	-		
Hourly Operating Cost (100%)					-	
Total:	$10,198.72	$2,853.70	$712.21	$106.59	$51.75	$109.79

Non-Active Use Rates

	Hourly
Standby Rate	$29.55
Idling Rate	$75.40

Rate Element Allocation

Element	Percentage	Value
Depreciation (ownership)	37%	$3,894.25/mo
Overhaul (ownership)	49%	$5,157.25/mo
CFC (ownership)	7%	$736.75/mo
Indirect (ownership)	7%	$736.75/mo
Fuel (operating) @ 3.01	34%	$17.45/hr

Revised Date 2nd Half 2018

These are the most accurate rates for the selected Revision Date(s). However, due to more frequent online updates, these rates may not match Rental Rate Blue Book Print. Visit the Cost Recovery Product Guide on our Help page for more information.

The equipment represented in this report has been exclusively prepared for TRACY KALVIG (CHRISB@JBCOXWELL.COM)

All material herein © 2003-2018 Penton All rights reserved

EXHIBIT KK-1

EquipmentWatch.

www.equipmentwatch.com

All prices shown in US$

Rental Rate Blue Book®

October 29, 2018

Miscellaneous 28HTN
Hydraulic Bucket Thumbs

Size Class
ALL
Weight
N/A

Configuration for 28HTN

Recommended Machine Weight	24.1 mt - 28 mt	Type	Narrow
Power Mode	Hydraulic		

Blue Book Rates

** FHWA Rate is equal to the monthly ownership cost divided by 176 plus the hourly estimated operating cost.

	Ownership Costs				Estimated Operating Costs	FHWA Rate**
	Monthly	Weekly	Daily	Hourly	Hourly	Hourly
Published Rates	$1,580.00	$440.00	$110.00	$17.00	$2.45	$11.43
Adjustments						
Region (Jacksonville, Florida, 86.9%)	($48.98)	($13.64)	($3.41)	($0.53)		
Model Year (2018: 100%)	-	-	-	-	-	
Adjusted Hourly Ownership Cost (100%)	-	-	-	-		
Hourly Operating Cost (100%)					-	
Total:	$1,531.02	$426.36	$106.59	$16.47	$2.45	$11.15

Non-Active Use Rates	Hourly
Standby Rate	$4.00
Idling Rate	$8.70

Rate Element Allocation

Element	Percentage	Value
Depreciation (ownership)	38%	$600.40/mo
Overhaul (ownership)	54%	$853.20/mo
CFC (ownership)	3%	$47.40/mo
Indirect (ownership)	5%	$79.00/mo

Fuel cost data is not available for these rates.

Revised Date 2nd Half 2018

These are the most accurate rates for the selected Revision Date(s). However, due to more frequent online updates, these rates may not match Rental Rate Blue Book Print. Visit the Cost Recovery Product Guide on our Help page for more information.

The equipment represented in this report has been exclusively prepared for TRACY KALVIG (CHRISB@JBCOXWELL.COM)

All material herein © 2003-2018 Penton All rights reserved.

EXHIBIT KK-1

EquipmentWatch.

www.equipmentwatch.com

All prices shown in US$

Rental Rate Blue Book®

September 13, 2018

Caterpillar 950K
4-Wd Articulated Wheel Loaders

Size Class
200 - 224 HP
Weight:
42,068 lbs.

Configuration for 950K

Power Mode	Diesel	Net Horsepower	211 hp
Operator Protection	ROPS/FOPS		

Blue Book Rates

** FHWA Rate is equal to the monthly ownership cost divided by 176 plus the hourly estimated operating cost.

	Ownership Costs				Estimated Operating Costs	FHWA Rate**
	Monthly	Weekly	Daily	Hourly	Hourly	Hourly
Published Rates	$8,505.00	$2,380.00	$595.00	$89.00	$42.60	$90.92
Adjustments						
Region (Jacksonville Florida: 95.9%)	($348.71)	($97.58)	($24.40)	($3.65)		
Model Year (2018: 100%)	-	-	-	-		
Adjusted Hourly Ownership Cost (100%)	-	-	-	-		
Hourly Operating Cost (100%)					-	
Total:	$8,156.29	$2,282.42	$570.60	$85.35	$42.60	$88.94

Non-Active Use Rates

	Hourly
Standby Rate	$26.27
Idling Rate	$66.79

Rate Element Allocation

Element	Percentage	Value
Depreciation (ownership)	41%	$3,487.05/mo
Overhaul (ownership)	39%	$3,316.95/mo
CFC (ownership)	9%	$765.45/mo
Indirect (ownership)	11%	$935.55/mo
Fuel (operating) @ 3.01	48%	$20.45/hr

Revised Date: 2nd Half 2018

These are the most accurate rates for the selected Revision Date(s). However, due to more frequent online updates, these rates may not match Rental Rate Blue Book Print. Visit the Cost Recovery Product Guide on our Help page for more information

The equipment represented in this report has been exclusively prepared for TRACY KALVIG (CHRISB@JBCOXWELL.COM)

All material herein © 2003-2018 Penton All rights reserved.

EXHIBIT KK-1

EquipmentWatch.

www.equipmentwatch.com

All prices shown in US$

Rental Rate Blue Book®

October 24, 2018

Miscellaneous 88"
Waters Shoring Equipment

Size Class:
16' Rail
Weight:
429 lbs.

Configuration for 88"

Power Mode	Hydraulic	Number of Cylinders	3
Maximum Trench Width	88 in	Rail Length	16 ft

Blue Book Rates

** FHWA Rate is equal to the monthly ownership cost divided by 176 plus the hourly estimated operating cost.

	Ownership Costs				Estimated Operating Costs	FHWA Rate**
	Monthly	Weekly	Daily	Hourly	Hourly	Hourly
Published Rates	$375.00	$105.00	$26.00	$4.00	$1.25	$3.38
Adjustments						
Region (Florida: 100%)	-	-	-	-		
Model Year (2018: 100%)	-	-	-	-		
Adjusted Hourly Ownership Cost (100%)	-	-	-	-		
Hourly Operating Cost (100%)					-	
Total:	$375.00	$105.00	$26.00	$4.00	$1.25	$3.38

Non-Active Use Rates

	Hourly
Standby Rate	$0.64
Idling Rate	$2.13

Rate Element Allocation

Element	Percentage	Value
Depreciation (ownership)	23%	$86.25/mo
Overhaul (ownership)	70%	$262.50/mo
CFC (ownership)	3%	$11.25/mo
Indirect (ownership)	4%	$15.00/mo

Fuel cost data is not available for these rates

Revised Date 2nd Half 2018

These are the most accurate rates for the selected Revision Date(s). However, due to more frequent online updates, these rates may not match Rental Rate Blue Book Print. Visit the Cost Recovery Product Guide on our Help page for more information.

The equipment represented in this report has been exclusively prepared for TRACY KALVIG (CHRISB@JBCOXWELL.COM)

All material herein © 2003-2018 Penton All rights reserved

EXHIBIT KK-1

EquipmentWatch.

www.equipmentwatch.com

All prices shown in US$

Rental Rate Blue Book®

September 28, 2018

Miscellaneous 90M DIESEL ELECTRIC START
Heavy Duty Centrifugal Pumps

Size Class
4" - 6"
Weight
1,900 lbs.

Configuration for 90M DIESEL ELECTRIC START

Power Mode	Diesel	Horsepower	70
CPB Rating	90M	Size	6 in
Pump Capacity	90000 gal/hr		

Blue Book Rates

** FHWA Rate is equal to the monthly ownership cost divided by 176 plus the hourly estimated operating cost.

	Ownership Costs				Estimated Operating Costs	FHWA Rate**
	Monthly	Weekly	Daily	Hourly	Hourly	Hourly
Published Rates	$1,605.00	$450.00	$115.00	$17.00	$16.25	$25.37
Adjustments						
Region (Jacksonville Florida: 94.1%)	($94.70)	($26.55)	($6.79)	($1.00)		
Model Year (2018: 100%)	-	-	-	-		
Adjusted Hourly Ownership Cost (100%)	-	-	-	-		
Hourly Operating Cost (100%)					-	
Total:	$1,510.30	$423.45	$108.21	$16.00	$16.25	$24.83

Non-Active Use Rates	Hourly
Standby Rate	$2.92
Idling Rate	$17.03

Rate Element Allocation

Element	Percentage	Value
Depreciation (ownership)	22%	$353.10/mo
Overhaul (ownership)	66%	$1,059.30/mo
CFC (ownership)	4%	$64.20/mo
Indirect (ownership)	8%	$128.40/mo
Fuel (operating) @ 3.01	52%	$8.45/hr

Revised Date 2nd Half 2018

These are the most accurate rates for the selected Revision Date(s). However, due to more frequent online updates these rates may not match Rental Rate Blue Book Print. Visit the Cost Recovery Product Guide on our Help page for more information.

The equipment represented in this report has been exclusively prepared for TRACY KALVIG (CHRISB@JBCOXWELL.COM)

All material herein © 2003-2018 Penton All rights reserved.

EXHIBIT KK-1

EquipmentWatch.

www.equipmentwatch.com

All prices shown in US$

Rental Rate Blue Book®

September 28, 2018

Miscellaneous SH-6/25
Suction Hoses

Size Class
To 1.5"
Weight:
N/A

Configuration for SH-6/25

Diameter 6 in Length 25 ft

Blue Book Rates

** FHWA Rate is equal to the monthly ownership cost divided by 176 plus the hourly estimated operating cost.

	Ownership Costs				Estimated Operating Costs	FHWA Rate**
	Monthly	Weekly	Daily	Hourly	Hourly	Hourly
Published Rates	$190.00	$53.00	$13.00	$2.00	$0.10	$1.18
Adjustments						
Region (Jacksonville, Florida; 94.1%)	($11.21)	($3.13)	($0.77)	($0.12)		
Model Year (2018 100%)	-	-	-	-		
Adjusted Hourly Ownership Cost (100%)	-	-	-	-		
Hourly Operating Cost (100%)					-	
Total:	$178.79	$49.87	$12.23	$1.88	$0.10	$1.12

Non-Active Use Rates

	Hourly
Standby Rate	$0.86
Idling Rate	$1.02

Rate Element Allocation

Element	Percentage	Value
Depreciation (ownership)	75%	$142.50/mo
Overhaul (ownership)	15%	$28.50/mo
CFC (ownership)	4%	$7.60/mo
Indirect (ownership)	6%	$11.40/mo

Fuel cost data is not available for these rates.

Revised Date 2nd Half 2018

These are the most accurate rates for the selected Revision Date(s). However, due to more frequent online updates, these rates may not match Rental Rate Blue Book Print. Visit the Cost Recovery Product Guide on our Help page for more information.

The equipment represented in this report has been exclusively prepared for TRACY KALVIG (CHRISB@JBCOXWELL.COM)

50' X2 = 1.12 X2 =
2.24

All material here n © 2003-2018 Penton All rights reserved.

EXHIBIT KK-1

EquipmentWatch.

www.equipmentwatch.com

All prices shown in US$

Rental Rate Blue Book®

September 28, 2018

Miscellaneous DH-6/25
Discharge Hoses

Size Class
To 1.5"
Weight
N/A

Configuration for DH-6/25

Diameter 6 in Length 25 ft

Blue Book Rates

** FHWA Rate is equal to the monthly ownership cost divided by 176 plus the hourly estimated operating cost.

	Ownership Costs				Estimated Operating Costs	FHWA Rate**
	Monthly	Weekly	Daily	Hourly	Hourly	Hourly
Published Rates	$100.00	$28.00	$7.00	$1.00	$0.05	$0.62
Adjustments						
Region (Jacksonville Florida: 94.1%)	($5.90)	($1.65)	($0.41)	($0.06)		
Model Year (2018: 100%)	-	-	-	-		
Adjusted Hourly Ownership Cost (100%)	-	-	-	-		
Hourly Operating Cost (100%)					-	
Total:	$94.10	$26.35	$6.59	$0.94	$0.05	$0.58

Non-Active Use Rates	Hourly
Standby Rate	$0.48
Idling Rate	$0.53

Rate Element Allocation

Element	Percentage	Value
Depreciation (ownership)	77%	$77.00/mo
Overhaul (ownership)	14%	$14.00/mo
CFC (ownership)	4%	$4.00/mo
Indirect (ownership)	5%	$5.00/mo

Fuel cost data is not available for these rates.

Revised Date: 2nd Half 2018

These are the most accurate rates for the selected Revision Date(s). However, due to more frequent online updates, these rates may not match Rental Rate Blue Book Print. Visit the Cost Recovery Product Guide on our Help page for more information.

The equipment represented in this report has been exclusively prepared for TRACY KALVIG (CHRISB@JBCOXWELL.COM)

50' X 2 = 0.58 X 2 = 1.16

All material herein © 2003-2018 Penton All rights reserved.

EXHIBIT KK-1

EquipmentWatch.

www.equipmentwatch.com

All prices shown in US$

Rental Rate Blue Book®

September 11, 2018

Miscellaneous 8X4 18YD 85KGVW
On-Highway Rear Dumps

Size Class
60,001 GVW & Over
Weight
21,621 lbs.

Not Image

Configuration for 8X4 18YD 85KGVW

Struck Capacity	15 cu yd - 18 cu yd	Axle Configuration	8X4
Power Mode	Diesel	Horsepower	450
Maximum Gross Vehicle Weight	85000 lbs		

Blue Book Rates

** FHWA Rate is equal to the monthly ownership cost divided by 176 plus the hourly estimated operating cost.

	Ownership Costs				Estimated Operating Costs	FHWA Rate**
	Monthly	Weekly	Daily	Hourly	Hourly	Hourly
Published Rates	$5 460.00	$1,535.00	$385.00	$58.00	$59.20	$90.34
Adjustments						
Region (Jacksonville, Florida 97.1%)	($158.92)	($44.51)	($11.16)	($1.68)		
Model Year (2018: 100%)	-	-	-	-		
Adjusted Hourly Ownership Cost (100%)	-	-	-	-		
Hourly Operating Cost (100%)					-	
Total:	$5,321.08	$1,490.49	$373.84	$56.32	$59.20	$89.43

Non-Active Use Rates	Hourly
Standby Rate	$20.56
Idling Rate	$68.16

Rate Element Allocation

Element	Percentage	Value
Depreciation (ownership)	51%	$2,794.80/mo
Overhaul (ownership)	32%	$1,753.60/mo
CFC (ownership)	6%	$328.80/mo
Indirect (ownership)	11%	$602.80/mo
Fuel (operating) @ 3.01	64%	$37.93/hr

Revised Date 2nd Half 2018

These are the most accurate rates for the selected Revision Date(s). However, due to more frequent online updates, these rates may not match Rental Rate Blue Book Print. Visit the Cost Recovery Product Guide on our Help page for more information.

The equipment represented in this report has been exclusively prepared for TRACY KALVIG (CHRISB@JBCOXWELL.COM)

All material herein © 2003-2018 Penton All rights reserved.

J. B. Coxwell Contracting, Inc.

Collins Road from OMR to Rampart 12-31-18

Activity ID	Activity Name	Original Duration	Remaining Duration	Actual Duration	Activity % Complete	Start	Finish	Total Float	Predecessors	Successors
1024	AT&T - Install Aerial FDC 83-110	43	0	68	100%	01-Oct-18	08-Dec-18 A		1023	1025 1038
1025	AT&T - Transfer to New Poles/Place Aerial 95-121	29	6	63	79%	01-Nov-18	30-Jan-19	-60	1024	1030
1030	AT&T - Place Buried Aerial Out of Serv 10-70	19	19	0	0%	30-Jan-19	14-Feb-19	-48	1025	1043
1038	Level 3 - Place New Aerial 110-182	30	0	21	100%	30-Jul-18 A	29-Aug-18 A		1024	1038
1039	Level 3 - Place New Aerial 182-210	13	0	4	100%	29-Aug-18	24-Aug-18 A		1038	1043
1040	Level 3 - Splicing & Remove East Aerial 110-210	30	0	32	100%	18-Sep-18	27-Oct-18 A		1038 1030	1041 1042
1042	Comcast - Install Fiber East Ch	25	18	0	25%	17-Aug-18	05-Nov-18	-60	1040	1045
1045	JEA - Pole Removals	85	65	0	0%	18-Feb-19	24-Apr-19	-60	1042 1041	1050 1043 1043
1050	Traffic Shift Collins West	2	0	11	100%	17-Sep-18	02-Oct-18 A		1045	1080
1080	Clearing & See Prep Collins West	40	1	126	90%	11-Jan-18	03-Jan-19	125	1050	1100
1100	Roadway Excavation	25	3	87	90%	18-Sep-18	08-Jan-19	125	1080	1140 1120
1120	Earthwork/Embankment	30	3	145	90%	29-May-18	04-Jan-19	125	1100	1140
1140	Watermain Installation Collins West 0-60%	25	0	27	100%	01-Oct-18	07-Nov-18 A		1100 1120	1200
1200	Watermain Installation Collins West 61-100%	25	5	31	80%	07-Nov-18	08-Jan-19	118	1140	1240
1240	Install Storm Drain Collins West 0-60%	32	0	68	100%	16-Jul-18 A	23-Oct-18 A		1200	1260 1250
1250	Lighting/Electrical Work 0-60%	23	23	13	40%	03-Dec-18	27-Feb-19	105	1240 0865	1255
1255	Lighting/Electrical Work 61-100%	25	25	0	0%	27-Feb-19	03-Apr-19	105	1250	1275
1260	Install Storm Drain Collins West 61-100%	30	12	34	60%	29-Oct-18	24-Jan-19	112	1240	1280
1280	Stabilize Subgrade Collins West	25	25	0	0%	25-Jan-19	28-Feb-19	112	1260	1300
1300	Install Curb & Gutter Collins West	25	25	0	0%	27-Feb-19	28-Mar-19	112	1280	1320 1310
1310	Install 4" & 8" Concrete Collins West	30	30	0	0%	29-Mar-19	02-May-19	143	1300	1340
1320	Install Limerock Base Collins West	25	25	0	0%	29-Mar-19	30-Apr-19	112	1300	1340
1340	Asphalt Structural Course	10	10	0	0%	24-Jun-20	07-Feb-20	-48	1320 1310 1[illegible]	1000
1400	Install MOT & Shift Traffic Collins East	0	0	22	100%	10-Sep-18	08-Oct-18 A		1380	1420 1410
1410	Plan Revision 3 Traffic Swap	1	0	1	100%	08-Oct-18	09-Oct-18 A		1400	1470
1420	Clearing & See Prep Collins East	25	10	30	30%	29-Oct-18	28-Jan-19	-42	1400 1410	1440
1440	Roadway Excavation	30	20	0	0%	18-Feb-19	01-Apr-19	-61	1420 0830 1[illegible]	1460
1460	Earthwork/Embankment 0-60%	30	20	0	0%	25-Mar-19	08-May-19	-61	1440	1480 1510
1480	Earthwork/Embankment 61-100%	30	20	0	0%	08-May-19	19-Jun-19	30	1460	1500
1510	Storm Drain Installation Collins East 0-25%	30	20	0	0%	02-May-19	14-Jun-19	-61	1480 0850	1507
1500	Storm Drain Installation Collins East 26-60%	30	20	0	0%	14-Jun-19	26-Jul-19	-61	1510	1560 1600
1560	Storm Drain Installation Collins East 61-75%	30	30	0	0%	29-Jul-19	13-Sep-19	-61	1500	1560 1670
1600	Lighting/Electrical/Signal Work 0-60%	25	25	0	0%	29-Jul-19	30-Sep-19	-10	1560	1670 1610
1610	JEA - Secondary Conductors Lighting	60	60	0	0%	02-Sep-19	04-Nov-19	-19	1600	1740
1670	Lighting/Electrical/Signal Work 61-100%	25	25	0	0%	02-Sep-19	08-Oct-19	31	1610 0860	1930
1640	Storm Drain Installation Collins East 76-100%	30	30	0	0%	16-Sep-19	22-Oct-19	37	1510 1045	1680
1680	Construct Water/Sewer Appurtenances Collins East	15	15	0	0%	23-Oct-19	12-Nov-19	37	1640	1800
1670	Stabilize Subgrade Collins East 0-60%	70	70	0	0%	26-Aug-19	24-Sep-19	-61	1560 25208	1680 1700
1680	Stabilize Subgrade Collins East 61-100%	70	70	0	0%	24-Sep-19	27-Nov-19	-26	1670 1680	1740
1700	Install Curb & Gutter 0-60%	25	25	0	0%	27-Sep-19	22-Oct-19	-61	1670	1720
1720	Install Curb & Gutter 61-100%	25	25	0	0%	22-Oct-19	26-Nov-19	-61	1700 1715	1740 1800
1740	Install 4" & 8" Concrete 0-60% Up 7 Add Sidewalk	25	25	0	0%	19-Nov-19	03-Jan-20	-49	1720 1680 1[illegible]	1780 1790
1730	Install 4" & 8" Concrete 61-100%	25	25	0	0%	03-Jan-20	10-Feb-20	-49	1740	1800
1780	Install Permanent Signs	30	30	0	0%	12-Dec-19	23-Feb-20	-42	1740	1800
1800	Install Limerock Base Collins East 0-60%	22	22	0	0%	14-Nov-19	19-Dec-19	-61	1720 1680	1820
1820	Install Limerock Base Collins East 61-100%	22	22	0	0%	19-Dec-19	20-Jan-20	-61	1800	1840
1840	Asphalt Structural Course	15	15	0	0%	24-Jan-20	14-Feb-20	-61	1820	1880 1340
1880	Grouting All Phase I	15	15	0	0%	29-Jan-20	13-Feb-20	-61	1840	1890
1890	Install Temporary Striping/Signage	5	5	0	0%	18-Feb-20	29-Feb-20	-61	1880 0870	1935
1900	Complete Phase I	0	0	0	0%		26-Feb-20	-61	1880 1340 17	2100
RT Bridge Construction										
14050	Bridge Widening RT Row	223	223	0	0%	11-Mar-20	20-Oct-20	-46	14000	15100
14000	Bridge Sub Modules	5	5	0	0%	11-Mar-20	18-Mar-20	-31	23000 23550	14050 14020 1
14010	Temp Embankment East Bridge	8	8	0	0%	18-Mar-20	30-Mar-20	19	14000	14040
14020	Demolition for Bridge Widening	10	10	0	0%	18-Mar-20	01-Apr-20	-31	14000	14040
14040	Bridge Test Piles	10	10	0	0%	01-Apr-20	15-Apr-20	-31	14020 14010	14060
14060	Install Sheet Pile - Wall #2	5	5	0	0%	15-Apr-20	22-Apr-20	-31	14040	15000
15000	Production Piles 0-60%	17	17	0	0%	22-Apr-20	15-May-20	-31	14040	15020 15010
15010	Production Piles 61-100%	17	17	0	0%	15-May-20	18-Jun-20	-76	15000	15030
15020	Form Pour Strip Conc Caps, Set Seals 0-60%	20	20	0	0%	08-May-20	04-Jun-20	-31	15000	15030
15030	Form Pour Strip Conc Caps, Set Seals 61-100%	20	20	0	0%	04-Jun-20	02-Jul-20	-31	15020 15010	15040

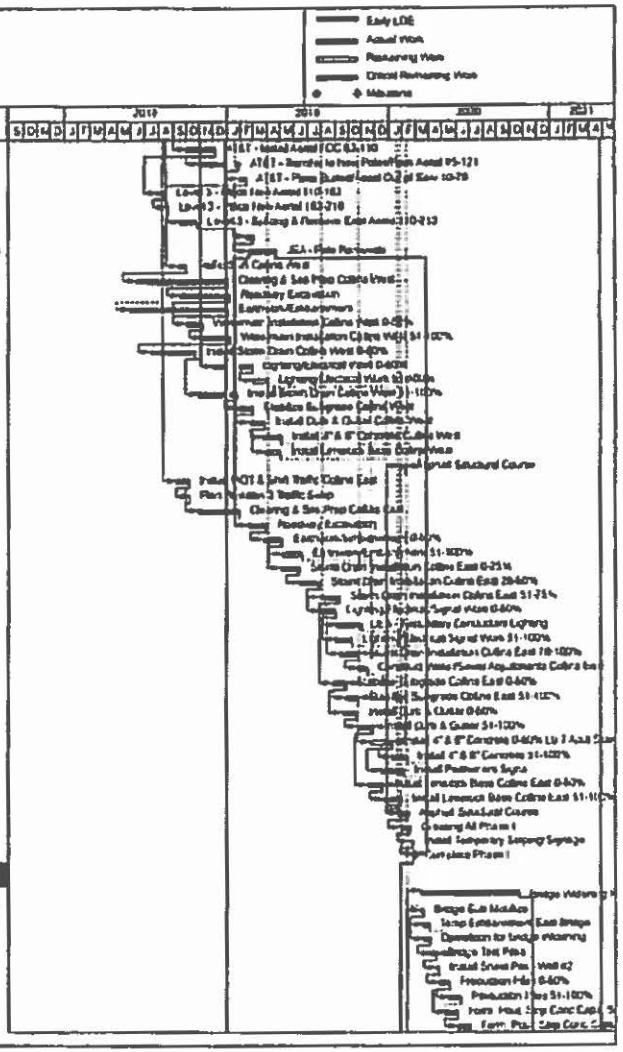

EXHIBIT KK-1

EXHIBIT KK-1

Appendix B

Construction Plans

EXHIBIT KH-1

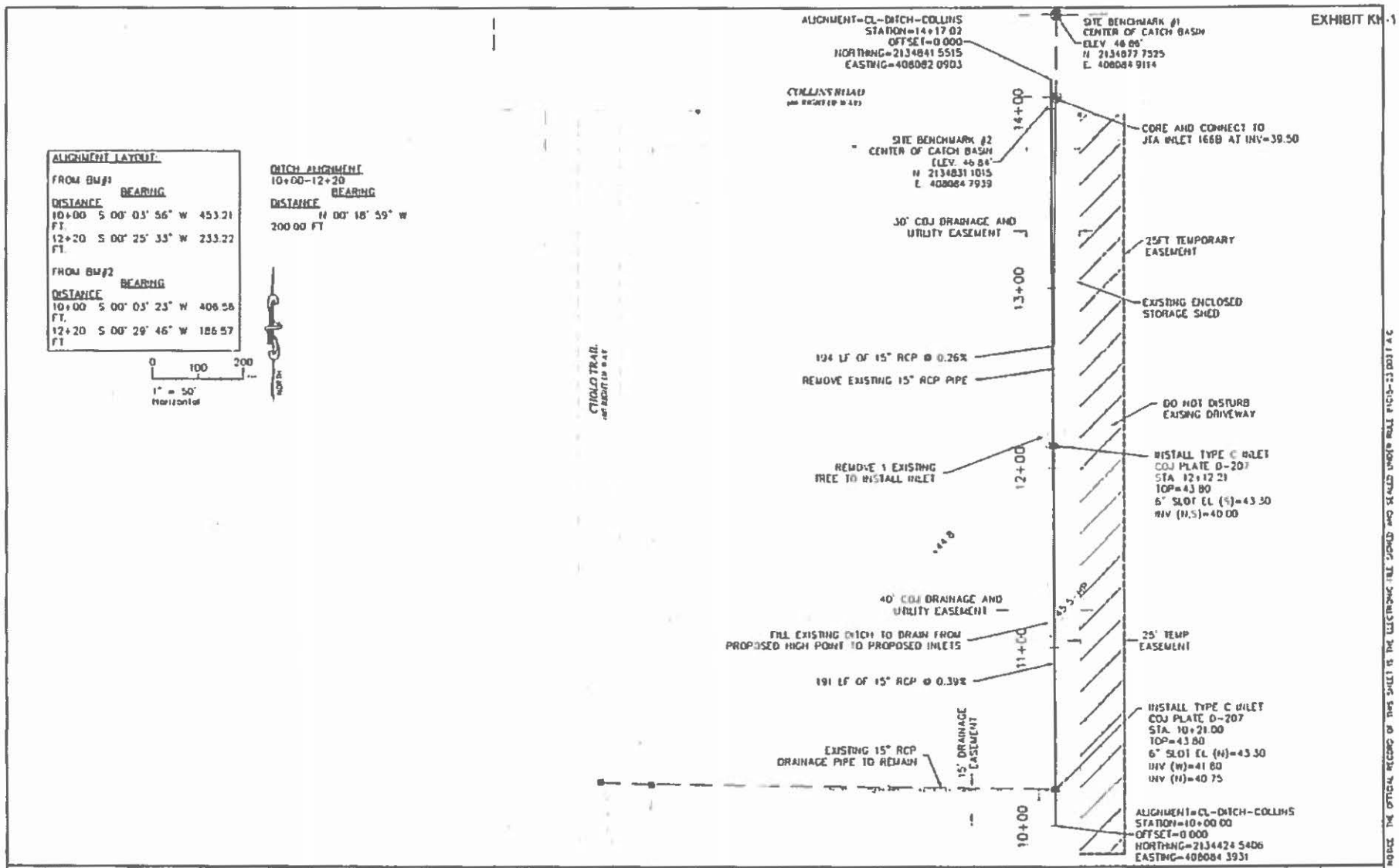

REVISIONS		
DATE	DESCRIPTION	
----	----	

Jacksonville
Where Florida Begins.

ENGINEER OF RECORD:
MICHAEL P. DERBAUM, P.E. # 83323
CITY OF JACKSONVILLE
214 N. HOGAN ST
JACKSONVILLE, FL 32202

CITY OF JACKSONVILLE, FLORIDA DEPARTMENT OF PUBLIC WORKS		
DATE	DRAWN BY	PROJECT #
2/22/2019	MPD	2012-128077

COLLINS ROAD @ CHOLO TRAIL
DRAINAGE PLAN

SHEET NO.
C2.00

NOTE: THE OFFICIAL RECORD OF THIS SHEET IS THE ELECTRONIC FILE SIGNED AND SEALED UNDER RULE 61G15-23.001 F.A.C.

EBO FORM 1
SCHEDULE OF SUBCONTRACTOR/SUBCONSULTANT PARTICIPATION

Name of Proposer: J.B. Coxwell Contracting, Inc.

Project Title: Design-Build Services for Cholo Trail Drainage Improvements

Proposal Number: 6533-54 - Amendment

Total Base Proposal Amount (if applicable): $99,777.42

***Please list all JSEBs first**

Full Company Name	JSEB Category (African-American, Women, Asian, Native American, Non-MBE or Hispanic)	Type of Work to be Performed	Total Contract Value or Percentage
Grandview Pipe & Supply Co.	Woman	Precast Drainage Stucture & Pipe	7.5%
D.J. Contracting, Inc.	Woman	Trucking/Hauling	3.1%

Attach additional list of subcontractors/sub-consultants as needed

CONSULTANT/SUBCONTRACTOR/SUPPLIER TOTAL VALUES	
African-American Participation Total	
Hispanic-American Participation Total	
Native-American Participation Total	
Asian-American Participation Total	
Woman Participation Total	10.6%
Non-MBE Participation Total	89.4%

The undersigned will enter into a formal Agreement with the JSEB Suppliers/Consultants/Subcontractors identified herein for work listed in this schedule conditioned upon execution of a contract with the City of Jacksonville. Under penalties of perjury I declare that I have read the foregoing conditions and instructions and the facts are true to the best of my knowledge and beliefs

Signature of Proposer: Jayson Smith

Title: Design Build Manager

Date: January 8, 2020

Print Name: Jayson Smith

SERVICES OF HORIZONTAL/CIVIL ENGINEERING PROJECTS

BID # CDB-0006-16 OPEN DATE: 10/21/2015

COMPETITIVE SEALED PROPOSAL EVALUATION COMMITTEE

KIND AND BASIS OF CONTRACT:
CONSTRUCTION – DESIGN/BUILD

AGENCY: DEPARTMENT OF PUBLIC WORKS

BASIS OF AWARD: EVALUATION CRITERIA

NUMBER OF BIDS INVITED: 5 NUMBER RECEIVED: 5 OTHER: 1

SUMMARY OF BIDS AND RECOMMENDED ACTIONS:

The City had previously issued this RFP, and the evaluation committee has evaluated proposals. Subsequently, presentations were conducted and evaluated on January 28, 2016. Based upon the combination of proposal and presentation evaluations, scores and rankings are as follows (Listed in alphabetical order):

2) Archer-Western – 118.25
3) Callaway Contracting, Inc. - 100
1) J.B. Coxwell Contracting, Inc. - 121.5

Recommend approval of award to J.B. Coxwell Contracting, Inc., as receiving the highest score in accordance with the evaluation and ranking above. Period of Service will be five (5) years from effective date of contract with funding not-to-exceed $6,000,000.00 annually. To be executed by formal contract through Office of General Counsel.

Attachments: Recommendation Memo, Scoring Matrix, Previous Award

BUYER Marilyn Laidler
MARILYN LAIDLER

RESPECTFULLY SUBMITTED
GREGORY REASE, CHIEF
PROCUREMENT DIVISION

CONCURRENCE BY: Thomas N. Fallin, P.E., Acting Chief-Engineering & Construction Management Division

(ALL AWARD ACTIONS SUBJECT TO LAWFULLY APPROPRIATED FUNDS)
ACTION OF CSPEC COMMITTEE ON RECOMMENDATIONS ABOVE

MEMBERS APPROVING 5 MEMBERS DISAPPROVING _____ DATE: 2/4/16

OTHER _____

ACTION OF AWARDING AUTHORITY DATE 2/04/16

MR APPROVED ✓ DISAPPROVED: _____

Sam E. Mousa
Chief Administrative Officer
For: Mayor Lenny Curry
Under Authority of
Executive Order No. 2015-05

OTHER: _____

SIGNATURE OF AUTHENTICATION _____

_ . . OR DESIGN- BUILD SERVICES OF HORIZONTAL/CIVIL ENGINEERING PROJECTS

BID # CDB-0006-16 OPEN DATE: 10/21/2015

COMPETITIVE SEALED PROPOSAL EVALUATION COMMITTEE

KIND AND BASIS OF CONTRACT:
CONSTRUCTION – DESIGN/BUILD

AGENCY: DEPARTMENT OF PUBLIC WORKS

BASIS OF AWARD: EVALUATION CRITERIA

NUMBER OF BIDS INVITED: 5 NUMBER RECEIVED: 5 OTHER: 1

SUMMARY OF BIDS AND RECOMMENDED ACTIONS:
The City had previously issued this RFP, and the evaluation committee has evaluated proposals. Based upon the proposal evaluation, the average scores and rankings are as follows (Listed in alphabetical order):

2) Archer-Western Contractors, LLC. – 91
1) J.E. Coxwell Contracting- 92
3) Callaway Contracting- 74

Pursuant to Section 2.6 – Award of Contract of the RFP, recommend approval to conduct formal interviews with each of the three-top ranked Firms.

Attachments: Recommendation Memo, Scoring Matrix, Bid Tabulation, Section 2.6, JSEB Letter

BUYER Marilyn Laidler
MARILYN LAIDLER

RESPECTFULLY SUBMITTED
GREGORY PEASE, CHIEF
PROCUREMENT DIVISION

CONCURRENCE BY: William J. Joyce, P.E., Chief-Engineering & Construction Management

(ALL AWARD ACTIONS SUBJECT TO LAWFULLY APPROPRIATED FUNDS)
ACTION OF CSPEC COMMITTEE ON RECOMMENDATIONS ABOVE

MEMBERS APPROVING 5 MEMBERS DISAPPROVING _____ DATE: 12-30-15

OTHER _____

ACTION OF AWARDING AUTHORITY DATE 1/01/16

APPROVED ✓ DISAPPROVED: _____

OTHER: _____

SIGNATURE OF AUTHENTICATION

Sam E. Mousa
Chief Administrative Officer
For: Mayor Lenny Curry
Under Authority of:
Executive Order No. 2015-05

QWS3270X 1/24/2020 10:45 AM
FAML6350 V5.1 ** NW COJ FAMIS PRODUCTION ** 01/24/2020
LINK TO: ACCOUNT SUMMARY INQUIRY 10:44 AM

FISCAL MO/YEAR : 04 2020 CURRENCY CODE :
INDEX CODE : PWGM462SW DSR CAPITAL MAINTENANCE
SUBOBJECT : 06505 OTHER CONSTRUCTION COSTS
PROJECT : PW0072 DRAINAGE SYSTEM REHABILATION
PROJECT DETAIL : 01 DRAINAGE SYSTEM REHABILITATION
GRANT :
GRANT DETAIL :
USER CODE :

S	JAN 2020	ANNUAL BALANCE	ALL YEARS BALANCE
ESTIMATED REVENUES	.00	.00	.00
REVENUES	.00	.00	.00
UNREALIZED REVENUES	.00	.00	.00
BUDGET	.00	4,200,000.00	21,479,839.84
EXPENDITURES	67,500.95	389,356.08	17,275,046.97
ENCUMBRANCES	67,396.07	2,202,934.97	2,648,253.50
PRE-ENCUMBRANCES	324,354.13	324,354.13	324,354.13
REMAINING BALANCE	-459,251.15	1,283,354.82	1,232,185.24

F1-HELP F2-SELECT F4-PRIOR F5-NEXT
F9-LINK F10-PRIOR-MO F11-NEXT-MO
G005 - PRIOR RECORD DISPLAYED