2

SUBJECT: CONSTRUCTION MANAGER AT RISK (CMAR) SERVICES – PRE-CONSTRUCTION AND CONSTRUCTION SERVICES FOR THE RIVERFRONT PLAZA IMPROVEMENTS – PARK AND BULKHEAD

BID #: CDB-0081-23 **OPEN DATE:** 7/12/2023

COMPETITIVE SEALED PROPOSAL EVALUATION COMMITTEE

KIND AND BASIS OF CONTRACT: CONSTRUCTION – DESIGN BID- FROM DATE OF EXECUTED CONTRACT THROUGH PROJECT COMPLETION

AGENCY: PUBLIC WORKS

BASIS OF AWARD: HIGHEST SCORE BASED ON EVALUATION CRITERIA

NUMBER OF BIDS INVITED: 52 **NUMBER RECEIVED:** 2 **OTHER:** 0

SUMMARY OF BIDS AND RECOMMENDED ACTIONS:
Recommend approval of award to amend the agreement with The Haskell Company to incorporate the attached scope and fee summary, Exhibit E, for construction of Phase 1B to allow work on the western portion of the park as well as the riverwalk along the new bulkhead. Amendment 3 is to increase the GMP by $19,241,639.00, which includes $504,522.78 in contingency, resulting in a new GMP amount of $42,889,940.00.

Funding Source: 32124.153101.565051.009031.00000000.00000.0000000 - $16,105,072.00
32124.153101.565051.001032. 00000000.00000.0000000 - $3,136,567.00
To be executed by formal contract amendment through Office of General Counsel and encumbered via PO.

ATTACHMENTS: Recommendation Memo, Exhibit E, Previous Awards

ANALYST: BENJAMIN KEMP **RESPECTFULLY SUBMITTED:** DUSTIN FREEMAN, CHIEF PROCUREMENT DIVISION

CONCURRENCE BY: **Nina Sickler, P.E. Director of Public Works**

(ALL AWARD ACTIONS SUBJECT TO LAWFULLY APPROPRIATED FUNDS)
ACTION OF GGAC COMMITTEE ON RECOMMENDATIONS ABOVE

MEMBERS APPROVING _____ MEMBERS DISAPPROVING _____ DATE: _____

OTHER: _____

ACTION OF AWARDING AUTHORITY DATE _____

APPROVED _____ DISAPPROVED _____

OTHER _____

SIGNATURE OF AUTHENTICATION _____

DocuSign Envelope ID: DB17A176-C8B1-4B95-8630-10A5A54C580E

City of Jacksonville, Florida

Donna Deegan, Mayor

Department of Public Works
Engineering & Construction Management Division
214 N. Hogan Street, 10th Floor
Jacksonville, FL 32202
(904) 255-8762
Jacksonville.gov

A NEW DAY

April 24, 2024

TO: Dustin Freeman
Chief of Procurement

THRU: Nina Sickler, P.E.
Director of Public Works

FROM: Steven D. Long, Jr., P.E.
Director of Operations

SUBJECT: Amendment #3 Contract #70930-24/ PO# 669177-24 Bid #CDB-0081-23
The Haskell Company
Construction Manager at Risk Services for River Front Plaza Park

In accordance with Design/Build CDB-0081-23, Contract 70930-24 for Construction Manager at Risk Services for River Front Plaza Park to provide preconstruction services in the amount of $874,979.82. Amendment 1 in the amount of $16,453,813.00 provided 100% construction services for the Riverfront Plaza Marine Work. Amendment 2 in the amount of $6,319,508.18 was for procurement of long lead materials for Phase 1B Western Park Areas and to facilitate early planning and permitting for the Café' Building. Amendment 3 is for construction of Phase 1B to allow work on the western portion of the park as well as the riverwalk along the new bulkhead. Future scope and allowances have been identified and will be added by amendment as funds allow. Negotiations have resulted in the attached Scope of Work and Fee summary, Exhibit E, in the amount of $16,105,072.00 for the Western Park area and $3,136,567.00 for the Riverwalk area for a total of $19,241,639.00, which includes $422,280.86 for the park and $82,241.92 for the riverfront in contingency. The project was bid as encouragement.

Accordingly, this is to recommend that Contract #70930-24, originally executed December 14, 2023, between the City and the Haskell Company for Construction Manager at Risk Services for River Front Plaza Park be amended to incorporate the Attached Fee Summary, Exhibit E to increase the GMP by $19,241,639.00 to a new GMP amount of $42,889,940.00.

Funding is as follows:

Accounts			TOTAL
32124.153101.565051.009031.00000000.00000.0000000	Task 2	Park	$16,105,072.00
32124.153101.565051.001032.00000000.00000.0000000	Task 6	Rvrfrnt	$3,136,567.00
TOTAL			$19,241,639.00

SDL/lw

cc: Jonathan Page, P.E., Engineering and Construction Management

Attachment: Exhibit E -

DocuSign Envelope ID: DB17A176-C8B1-4B95-8630-10A5A54C580E

EXHIBIT E

HASKELL

Jerry Martin
Project Director

April 23, 2024

Re: Riverfront Plaza Improvements
Jacksonville, Florida
Phase 1B **Upland Park West GMP Proposal**

Mr. Jonathan P. Page, P.E.
City of Jacksonville
Project Manager
City of Jacksonville | Public Works Department
214 North Hogan Street, 10th Floor
Jacksonville, Florida 32202

Dear Mr. Page;

Haskell is pleased to submit to the City of Jacksonville for your review and approval our firms Phase Upland Park West GMP proposal for the Riverfront Plaza Improvements project. Inclusion of this scope of work will allow the work for the Phase 1B Western Park including the Café, Tie into the Performing Arts Center, Great Lawn, and Riverwalk Areas. This amendment will allow us to begin work on the Western Portion of the Park as well as the Riverwalk along the New Bulkhead. At the City's request, Haskell has also identified Deferred Scopes and Allowances for award in a future amendment in the next Fiscal Year.

Pricing for this work is broken down into to Areas:

Western Park Area:	**$ 16,105,072.00**
Riverwalk:	**$ 3,136,567.00**
Total:	**$ 19,241,639.00**
Deferred Scope and Allowances	**$ 5,905,750.00**
Total + Future Amendment:	**$ 25,147,389.00**

Haskell's pricing proposal includes the following attachments:

1. Exhibit B - COJ Riverfront Plaza Bulkhead Work Clarification
2. Exhibit B.1 - Contract Fee Summary
3. Exhibit B.2 - Labor Staffing Plan
4. Exhibit C - Vendor/Subcontractor Proposals
5. Exhibit D – Upland Park GMP Baseline Schedule
6. Exhibit D.1 - Anticipated Weather Calendar
7. Exhibit E – RFI Responses

Haskell is thankful for this opportunity and is available at City's convenience to answer any questions they may have regarding this pricing proposal.

Sincerely,

Jerry Martin

Digitally signed by Jerry Martin
DN: C=US, E=jerry.martin@haskell.com, O=Haskell, OU=Planning and Development, CN=Jerry Martin
Date: 2024.04.23 21:44:11-04'00'

Jerry Martin
Director – Project Development

CC: Ken Boeser, Market Leader, Muni-Ed
Brent McMasters, Senior Preconstruction Manager
Kyle Skaltsas, Project Manger
Aaron Heric, City of Jacksonville Public Works Construction Manager

EXHIBIT B - UPLAND PARK WORK, PHASE I, CLARIFICATIONS

Project Description

This package provides a GMP for the City of Jacksonville Riverfront Plaza, for the first phase of the upland park work, located on the western side of the site.

The Haskell Company, LLC is pleased to present this Guaranteed Maximum Price (GMP) Proposal for consideration by the City of Jacksonville. This GMP Proposal, upon acceptance by the City of Jacksonville, is intended to serve as the basis for an Amendment to the contract, adding the first phase of the upland park work, located on the western side of the site.

The Riverfront Plaza project will include rebuilding of the Northbank seawall and construction of new park space, which includes features such as a kids playground, splash pad, Café facility, Beer Garden facility, and lots of open park space, at the previous Landing site, located near 2 Independent Drive, Jacksonville, FL 32202. The work included in this GMP proposal is limited to the work on the western side of the site as defined herein, including the Riverwalk, Café facility, playground equipment, water play equipment, shade structures, open park space, and hardscape scopes of work.

Document List

This proposal is based on the following documents which are listed in the order of precedence should there be any discrepancies:

1. Jacksonville Riverfront Plaza, 100% Construction Document Drawings, prepared by Perkins & Will, dated March 15, 2023, through Addendum 3 dated March 6, 2024.
2. Jacksonville Riverfront Plaza, 100% Construction Document Specifications, prepared by Perkins & Will, dated March 15, 2023, through Addendum 2 dated February 28, 2024.
3. COJ Riverfront Plaza Upland Work RFI Log dated March 7, 2024.

Project Allowances - Included in Base Price

The following allowances are included in the estimate. Allowances are defined as cost of work only and do not indirect costs such insurance and fees. Any variance from the allowance amount will be an adjustment to the Contract Sum.

1. **Builder's Risk** **$187,292**
   This allowance covers all costs associated with Builder's Risk insurance, including the cost of the policy, deductibles, and all uncovered costs.

2. **Permitting** **$1,075**
   Increase existing permitting allowance to cover all additional costs associated with obtaining FDEP/USACOE NOI and dewatering NOI.

3. **Maintenance of Traffic/Signage/Barricades** **$35,000**
   Increase existing MOT/signage/barricade allowance to cover all additional costs to provide signage and barricades at roads and sidewalks to reroute traffic around the construction site for an additional seven (7) months.

4. **Dewatering Consultant** **($19,000)**

Decrease existing dewatering consultant allowance. Groundwater investigation indicated that the groundwater samples in the Upland phase did not exceed Florida's surface water quality criteria. Water will be discharged on site or to the river. Monitoring is not required. Additional costs associated with permitting contaminated groundwater are not anticipated.

5. **Visualization VDC/BIM Services** **$25,523**
   Provide VDC/BIM services to create visualizations and 4D schedules for use in project presentations.

6. **Additional General Conditions at Riverwalk (30 Days)** **$30,612.14**
   Allowance is 20% of the cost for an additional 30 calendar days of general conditions for unforeseen events or activities which would impact the critical path of the project.

7. **Material Testing** **$213,560**
   Includes materials testing and inspections for concrete, miscellaneous metals, soils, and deep foundation systems.

8. **Increase Foundations for Steel Piles** **$67,000**
   Allowance includes all costs to increase foundation sizes by twenty percent (20%) to accommodate steel piles.

9. **Additional Formwork/Concrete for Storefront Head Condition** **$35,000**
   This allowance includes costs to provide additional formwork and concrete and the top of the storefront head condition to allow the storefront to abut directly to the concrete substrate and maintain warranty requirements.

10. **Skate Stops** **$8,000**
    Includes furnishing and installation of skate stops. None are currently shown in the contract documents.

11. **Fiberglass Doors at B109 and B110** **$15,000**
    This allowance is to furnish and install fiberglass doors at B109 Acid and B110 Chlorine rooms.

12. **Exterior Monument Signage** **$60,306**
    Includes design, concrete foundation and base, exterior signage, backlighting, and electrical at Café signage, Hogan Street signage, and Riverfront signage.

13. **Euro to U.S. Dollar Conversion Rate – Playground Equipment** **$65,211**
    Allowance is to cover the conversion fee incurred from Euros to U.S. dollars for the purchase of the playground equipment.

14. **Euro to U.S. Dollar Conversion Rate – Water Play Equipment** **$19,475**
    Allowance is to cover the conversion fee incurred from Euros to U.S. dollars for the purchase of the water play equipment.

15. Geothermal Test Well **$40,000**
Allowance is to drill a geothermal test well to determine depth and capacity.

16. Upgraded Site lighting Poles to Support Audio System **$64,000**
Allowance is to upgrade the site lighting poles to support a future audio system.

17. Temporary Power for Bulkhead Lighting **$17,890**
This allowance is to provide temporary power from an existing branch panel located under the Mainstreet bridge for the bulkhead lighting (P1-9). Includes removing temporary cabling and abandoning conduit in place at complete of project.

18. Additional Asphalt Demolition **$28,159**
We have included costs to remove existing asphalt to a depth of 6" in the base bid. This allowance includes costs for an additional 4" of asphalt removal (for 10" total) and 8" of aggregate base removal.

19. Independent Drive Reconfiguration Tie-In **$75,000**
Allowance for import fill and grading at the Independent Drive tie-in if the existing grade is found to be lower than what is shown on the contract documents.

20. Raise Existing AT&T Manhole Lids **$30,000**
Allowance to raise existing AT&T manhole lids to proposed elevations.

21. Conflicts with Existing Bulkhead Tie-Backs **$116,750**
This allowance is to cut existing bulkhead tie-backs that may be in conflict with proposed utilities. Includes excavating and exposing the tie-back, cutting, and backfilling. The allowance assumes conflicts at twenty-five percent (25%) of the tie-backs using a budgetary unit rate provided by the subcontractor.

22. Unknown Utility Removal **$50,133**
Allowance to remove any unknown or unforeseen utilities.

23. Export Unsuitable Materials at Utility Excavations **$117,212**
Allowance is to export unsuitable materials at utility excavations to the RCRA landfill as cap material; material is not planned to be used as fill elsewhere. Includes testing requirements for landfill disposal.

24. Splash Pad Fencing **$15,600**
This allowance includes all costs to furnish and install 4' high fencing around the perimeter of the splash pad.

25. Standalone Mock-Up **$130,238**
This allowance is to cover all direct costs only associated with the revised standalone mock-up shown on drawings VM-01 and revised VM-02 (received March 30, 2024), including concrete,

waterproofing, sealants, glazing, and sealer scopes of work. We have not included any costs in this allowance for design or engineering associated with the mock-up. This information shall be provided by the EOR. This is our best guess at the cost and does not include pile caps of deep foundations. There was not structural information provided with this mockup.

Project Deferred Scope and Deferred Allowances – Not-Included in Base Price

The following deferred scope and deferred allowances are not included in the base price. These items were removed at the request of the City of Jacksonville to defer project cost in the next fiscal year. Deferred scopes and deferred allowances are defined as cost of work only. Indirect costs such insurance and fees are listed separately and shall be included with the direct costs in the future amendment. Notice to Proceed with these deferred scopes and deferred allowances must be incorporated by amendment on or before November 1, 2024, to maintain the schedule dates included here in. Items award after November 1, 2024, shall be subject to a cost and time adjustment to the contract.

1. **Trash Enclosure Allowance** **$100,000.00**
   Deferred Allowance includes costs associated with construction of a future trash enclosure.

2. **General Conditions at Upland Park (6 Months)** **$734,698.08**
   Deferred Scope for 80% of the cost for 6 months of general conditions and general requirements for the project. General conditions and general requirements through March 23, 2025, are included in the base price.

3. **Additional General Conditions Upland Park Allowance (30 Days)** **$122,449.68**
   Deferred Allowance for 80% of the cost for an additional 30 calendar days of general conditions beyond September 23, 2025 for unforeseen events or activities which would impact the critical path of the project.

4. **Cafe Roof Insulation and Water Proofing** **$252,750.00**
   Deferred scope for cost associated with material and labor for Fire Stopping, Site Caulking, Hot Waterproofing and Tapered Insulation at the Cafe. Waterproofing at the Performing Arts Center, below grade at the slabs and wall and building joint sealant is included in the base price.

5. **Upland Landscaping and Cafe Site Concrete** **$2,922,218.65**
   Deferred scope for cost associated with material and labor for Landscaping and Planting Soils, Vertical Hardscape, Boulders, Drainage, Enkaturf at the Upland Areas; and Site Concrete at the Cafe Area (approximately 11,000 SF of PV-1, 4" thick and 6,450 SF of PV-2, 4" thick). Irrigation, Site Concrete at Hogan Street, The Great Lawn and Riverwalk, and Landscaping at the Riverwalk is included in the Base Price.

6. **Cafe Handrails and Miscellaneous Steel** **$1,029,581.00**
   Deferred Scope includes cost associated with the Materials and Labor for the Cafe Handrails and Miscellaneous Steel have been deferred to a future amendment. The Base Price includes

$107,000.00 of cost to lock-in pricing, create LOI/POs to subs to prevent pricing increases, begin shop drawings, engineering and to maintain schedule durations.

7. **Builders Risk Allowance** **$44,293.12**
   Allowance for Builders Risk on Deferred Scope and Deferred Allowances.

8. **Contingency** **$154,850.92**
   3% Contingency on Deferred Scope and Deferred Allowances.

9. **Indirect Cost** **$544,908.55**
   Deferred Indirect Cost includes General Liability Insurance, Payment and Performance Bond and Technology Fee on the Deferred Scope and Deferred Allowances

Total Deferred Scope and Deferred Allowances including Indirect Cost **$5,905,750.00**

Project Alternates - Not-Included in Base Price

The following list of alternates are not included in the base estimate:

1. **Remove Slab-on-Grade Vapor Barrier** **($4,603)**
   Delete and remove the requirement for a vapor barrier underneath the concrete slab-on-grade, since we will be installing a pre-applied waterproofing membrane under the slab-on-grade.

2. **Remove White Concrete Pigmentation** **($637,564)**
   Delete the requirement for the architectural concrete to be white. Remove the Titanium Dioxide from the concrete mix.

3. **Provide 12-Month Landscape Maintenance** **$87,163**
   Provide twelve (12) months maintenance period for the landscaping. This will match the twelve (12) month warranty period provided on the trees, shrubs, and ground cover.

Owner Furnished Scopes of Work

The following items are assumed to be completed by the Owner and not included in our estimate.

1. Securing and paying for easements
2. Geotechnical Report
3. Topographic and boundary surveys
4. All loose furniture and equipment
5. Telecom network equipment such as routers, switches, patch cables etc.

6. Future audio system mounted on site light poles.
7. Permanent meter fees for water and irrigation
8. DAS System (Emergency Responder Radio)

Division 1 - General Conditions

1.01 **PROJECT SCHEDULE MILESTONES** - This estimate is based on a **74-week** (or **17-month**) construction schedule, working 40 hours a week, **starting May 9 of 2024 and completing October 23 of 2025**. If this schedule is compressed due to long lead items, timing of design, or permitting, there may be additional costs for acceleration to maintain the same completion date. All additional costs for acceleration shall be reviewed with Owner prior to approval. The May 9 start date assumes a Notice to Proceed from the COJ **on or before May 2, 2024**.

1.02 The schedule includes weather days based on the anticipated days each month that will incur over ½" of rainfall determined by NOAA weather data for the project location. Any days over the anticipated monthly average shall result in equitable adjustment in the form of additional working days.

1.03 **LONG LEAD ITEMS** - The above schedule is based off procurement of key materials with the following lead times. Should these materials take longer to acquire, the schedule will not be obtainable without overtime or extra shifts, or it will need to be extended.

- Reinforcing steel - 8 weeks
- Ground face masonry - 16 weeks
- Stainless steel mesh/netting at railings - 7-10 weeks
- Doors, frames, and hardware - 7-9 weeks
- Folding security gate - 6-8 weeks
- Storefront - 10-12 weeks
- Plumbing Fixtures - 10 weeks
- Variable frequency devices (VFDs) - 19 weeks
- Water source heat pumps - 10 weeks
- Light fixtures - 10-14 weeks
- Site light poles - 22-26 weeks
- Switchgear/distribution panelboards - 30-36 weeks
- Panelboards - 26-30 weeks
- Other miscellaneous electrical equipment - 6-10 weeks
- Steel piles - 3-4 weeks
- Site furnishings - 30 weeks

1.04 **CONTINGENCY** - This proposal includes a **3%** construction contingency, which is for Haskell's use. It is intended to cover any additional costs as outlined in the prime contract. Any unused value shall be returned as project savings per the terms of the Prime Contract. The Owner's contingency is not included.

1.05 **OWNER/DESIGN CONTINGENCY** - This estimate does not include any Owner contingency for scopes of work the Owner is responsible for including incomplete design elements.

1.06 This proposal pricing is valid for **thirty (30)** days.

1.07 Builder's Risk insurance is included in this estimate as an allowance.

- If a Builder's Risk claim occurs, Haskell excludes costs associated with "Loss of Use".
- The cost of the Builder's Risk Policy will be billed as a lump sum cost at the beginning of the project.

1.08 The cost of a Performance and Payment Bond is included. The cost of this coverage is **.75%** of the cost of work and shall be billed as a lump sum after receipt of the Notice to Proceed.

1.09 This proposal includes a Subcontractor Default Insurance (SDI) program for subcontractors, except for the cast-in-place concrete, plumbing, HVAC, sitework, and deep foundation contractors, as an alternative to subcontractor bonds. The cost of this program will be billed at a cost of **1.20%** of Subcontractor costs. The cast-in-place concrete, plumbing, HVAC, sitework, and deep foundations contractors shall carry their own bond for this project which is covered in the cost of their subcontract.

1.10 This proposal excludes the cost for protected species relocation.

1.11 The proposal excludes special wage rates for prevailing wage or Davis Bacon wages.

1.12 This proposal assumes open shop labor.

1.13 Temporary utility services (water, sewer, electric) are included up to substantial completion. At substantial completion, utility services, including all costs, are to be transferred to the owner. It is assumed that all temporary utilities required for the project will be tied into permanent utilities and that these permanent utilities are readily accessible, of adequate size to handle additional capacity and that temporary on-site facilities can be located as necessary to prevent the need for any substantial overhead and/or underground temporary utilities.

1.14 The proposal includes costs for Construction Material Testing and Special Inspections.

1.15 The proposal excludes costs for a security guard.

1.16 The proposal excludes costs for Owner office trailers on-site.

1.17 The proposal excludes costs associated with third party commissioning for MEP systems, automation controls, building and building envelope.

1.18 This estimate includes a standard 12-month contractor warranty term from substantial completion date.

1.19 The proposal includes sales and use tax.

1.20 This estimate does not include any temporary construction provisions that may be necessary due to delays in materials or equipment from abnormally long lead times. Examples of potential extra costs that are not included are:

- Temporary Power due to electrical gear delays
- Temporary Air Conditioning
- Temporary Windows

1.21 This proposal assumes that Haskell will have access to the project site via Hogan Street throughout the duration of the project.

1.22 This proposal assumes that general conditions and general requirements will be billed as a lump sum based on percent complete of the contract. It is understood that actual costs incurred may differ from lump sum billing and are at the risk of Haskell.

1.23 All provisions of the original agreement that are unchanged will remain in place.

Division 2 – Existing Conditions

2.01 This proposal excludes testing, handling, monitoring, and abatement of any hazardous materials.

2.02 The Salvage of any materials, equipment, furniture, etc. is specifically excluded unless specifically noted otherwise in this clarification document. It is assumed that all salvage operations by the Owner have already been completed prior to mobilization.

2.03 Excludes relocation of any existing Verizon systems. This work is assumed to be performed by others.

Division 3 – Concrete

Cast-in-Place Concrete

3.01 White Portland cement is not included in this proposal. We have included Titanium Dioxide based on a 50% cement and 50% slag mix design, with a dosage rate of 55 lbs. per yard. Additional color pigments are not included.

3.02 We have excluded microsilica and ½" aggregate as it is not available in this market.

3.03 This proposal is based on Type IL cement. Type I/II is not available in this market. Please see literature provided with Genesis Concrete's proposal, from a local concrete supplier, for more information.

Polished Concrete

3.04 Polished concrete floors are included in this proposal per the specifications, within all interior rooms, excluding B108 Mech/Pump Room, B109 Acid Room, and B110 Chlorine.

Division 4 – Masonry

4.01 No Clarifications

Division 5 – Metals

Miscellaneous Steel

5.01 Handrail supports and foundations will be determined through the delegated design submittal. We have excluded the "Typical Detail Handrail Support in Planter" detail on drawing S50-04 and will use the handrail details located on the landscape drawings as the basis of the design.

5.02 Pedestrian guard railings and gates along the bulkhead, including posts, rails, mesh, cables, clamps, etc. are to be 316 stainless steel. Materials are custom fabricated and not solely from manufacturers listed in the specifications.

5.03 Stainless steel plate tabs welded on posts for attachment of border cable.

5.04 Stainless steel mesh is Carl Stahl X-Tend, 2.0MM diameter, width 60X104MM, horizontal direction with sewing cables.

5.05 Stainless steel cables to be tensioned.

5.06 Stainless steel will be provided with a #6 satin radial finish on the pipe and a #6 satin directional finish on the plate/flat surfaces.

5.07 Stainless steel posts will be core drilled to a maximum depth of 6". Embedded sleeves are excluded.

5.08 Stainless steel bollards with #4 brushed finish.

Division 7 – Moisture and Thermal Protection

Waterproofing and Sealant

7.01 Includes GCP Preprufe275, pre-applied waterproofing below the slab-on-grade and GCP Bituthene 3000, post-applied waterproofing at walls.

7.02 An electronic leak detection test is included for the fluid-applied membrane waterproofing at the roof of the Café facility.

7.03 We have also included a 24-hour sprinkler test, in lieu of a flood test, for the fluid-applied membrane waterproofing at the roof of the Café facility. Flood testing has been excluded.

7.04 Waterproofing as been included at the existing Performing Arts Center along the entire length of the west wall. The bottom of the waterproofing will begin at existing grade and the top of the waterproofing will terminate at proposed grade elevation.

7.05 Traffic coating at the mock-up is excluded.

Division 8 – Doors and Windows

Doors and Hardware

8.01 Bituminous coating at all door frames is included.

Folding Security Gate

8.02 No clarifications.

Glass & Glazing

8.03 The curtainwall is not heat soaked.

8.04 Medium stile impact-rated storefront doors.

8.05 Includes two-coat mica Kynar finish in a standard color, non-custom.

8.06 Detail 9, on drawing A32-10 shows formed break metal and an anchorage system at the head of the curtain wall. As shown, this detail is not warrantable by the manufacture, however Haskell will work with the EOR and curtain wall manufacturer/installer, to develop a warrantable detail. There is also concern that this condition creates a thermal break and Haskell will work with EOR to address this detail as well. We have covered cost for the installation as currently designed and include an allowance to update these details.

Division 9 - Finishes

Drywall and Framing

9.01 No drywall or framing is included.

ACT Ceilings

9.02 No ACT is included.

Flooring

9.03 Epoxy flooring in B108 Mech/Pump Room, B109 Acid Room, and B110 Chlorine room per specification 09 61 16-3 2.1. A 4" integral base and moisture mitigating primer will be included. An integral waterproofing membrane is excluded.

Painting

9.04 Master Protect H440 VT water repellent sealer is included on all exposed concrete surfaces.

Division 10 – Specialties

Specialties

10.01 No clarifications.

Interior and Exterior Signage

10.02 No clarifications.

Toilet Specialties

10.03 Seat cover dispensers are only included in the four (4) ADA restrooms.

Division 11 – Equipment

Playground Equipment

11.01 The bulk of the playground equipment was included in the early procurement GMP proposal. This proposal adds the following to the playground equipment scope of work:

i. Furnish and install playground equipment PE-7 Sound Arch and PE-8 Conference Tubes.
ii. Includes cost for the conversion fee from Euros to U.S. dollars.
iii. Playground equipment to be manufactured by Richter Spielgerate GmbH.

Division 13 – Special Construction

Water Play Equipment

13.01 The bulk of the water play equipment was included in the early procurement GMP proposal. This proposal adds the following to the water play equipment scope of work:

i. Includes cost for the conversion fee from Euros to U.S. dollars.

Shade Structures

13.02 This scope was included with the early procurement GMP.

Division 21 – Fire Sprinkler

21.01 This scope was included with the early procurement GMP.

Division 22 - Plumbing

22.01 Includes Type L copper pipe and fittings for domestic hot and cold-water piping.
22.02 Domestic hot and cold water distributed to all plumbing fixtures. Hot water is provided by electric water heaters.
22.03 Includes PVC DWV pipe and fittings for sanitary and storm piping.
22.04 Includes cast iron pipe and fittings for sanitary piping in return air plenums.
22.05 Piping insulation is provided on all water lines.
22.06 Plumbing systems cleaning, testing, and adjusting included.
22.07 Seismic restraints at piping to meet codes.
22.08 Firestopping included at pipe penetrations.

Division 23 – HVAC

23.01 Building heating and cooling system consists of geothermal heat pumps and open geothermal well system.
23.02 Includes one (1) 6" geothermal production well and one (1) 6" geothermal injection well. Locations of wells are as shown on the contract documents.

23.03 Proposal includes an allowance for a geothermal test well.
23.04 Includes uninsulated HDPE piping for underground condenser water piping.
23.05 Ductwork system is galvanized duct system with ducted return.
23.06 Includes underground fiberglass acid resistant ductwork serving exhaust fans EF-C6 and EF-C7. Locations as shown on drawings. Exhaust fans to be interlocked with wall switch or light switch. Controls for exhaust fans is excluded.
23.07 Geothermal heat pumps will be controlled by standalone thermostats. Units will be equipped with actuator-based control valve, to be interlocked with the unit. Valves will be normally closed and will open when the unit calls for cooling.
23.08 The pump is to come equipped with a VFD, to be used to achieve 60 GPM per equipment schedule. No modulation will occur based on pressure sensor data. A communication link between the VFD and FMCS is not included.
23.09 Detail 1 on drawing M2.2 is excluded, including makeup water meter and makeup water tie-in.
23.10 Geothermal loop pump P-1 will be controlled by pressure sensor at the expansion tank.
23.11 Buried isolation valves shown on detail 2 on drawing M2.2 are excluded.
23.12 Detail 3 on drawing M2.2, "Geothermal – Loop Water System Control" is not included.
23.13 LWS/LWR temperature sensors are excluded.
23.14 Primary loop water differential bypass or pressure sensor and "loop" water flow meter are excluded.
23.15 Chemical treatment of condensing water system or chemical shot feeder, glycol, or antifreeze for hydronic piping is excluded.
23.16 Building automation is excluded, including a front-end server, DDC controllers, trending, or alarm annunciation.
23.17 Includes testing, adjusting, and balancing with documentation of all HVAC systems.
23.18 Seismic restraints at piping and ductwork systems to meet codes.
23.19 Firestopping included at pipe and ductwork penetrations.

Division 26 – Electrical

26.1 Electrical service provider to provide switch, main transformer, and primary power feeds. Haskell to provide empty conduits for the primary power feeds from the switch to the transformer. Haskell to provide secondary power feed from utility provided transformer to café Main Distribution Panel (MDP). Transformer pads to be supplied by electrical service provider.
26.2 Includes a complete electrical system within the café building, including building lighting, both interior and exterior, branch circuits, electrical distribution system, receptacles, switches, equipment terminations, grounding, etc.
26.3 Includes infrastructure for telecom system from Point of Connection (POC) to café telecom room, including conduit, handholes, etc. Cabling and equipment (voice/data) from utility provider POC to café entrance facility to be coordinated with the utility provider.
26.4 Voice/Data internal to the café, includes a complete telecom system including conduit, cable, boxes, rack, equipment, backboard. etc.
26.5 Security includes a complete CCTV security system between the café and the site lighting, including conduit, cable (fiber/copper) cameras, converters, recorders, etc.
26.6 Includes a complete Fire Alarm system, including conduit, cable, fire alarm equipment and devices, etc.
26.7 Includes site lighting, light poles, light fixtures, etc.
26.8 Includes DMX lighting control system, including conduit, cable, controller, etc.
26.9 Includes empty conduit, handholes, etc. for telecom pathway from the café building to the existing Performing Arts Center interface located within project boundary.

26.10 Includes empty conduit for light pole mounted speaker system only. Excludes cabling/wiring and devices.
26.11 Firestopping where required.
26.12 Includes demolition of existing site lights, including the removal of existing site lighting along Independence Drive and Hogan Street and coordination with the city representative with their relocation to 928 N. Liberty Street.

Division 31 – Sitework

Sitework

31.01 Except as noted below, this proposal excludes the removal, hauling, disposal, and replacement of unsuitable soils, ground water, rock, or other existing, potentially deleterious materials/items not identified by the Geotechnical Survey as performed to the required standard of care. An allowance for exporting of unsuitable materials at utility excavations has been included.
31.02 It is assumed that the current site needs import fill to meet the proposed grade.
31.03 Selective demolition within the 50-ft limit from the bulkhead indicated in the marine demolition plan is excluded from the upland scope.
31.04 The existing 54" JEA sewer main shall remain in place and be left undisturbed during construction activity. Any work associated with this utility, including any sort of modification, is excluded.
31.05 Demolition of existing asphalt to a depth of 6". We have included an allowance for any material deeper than 6".

Deep Foundation System

31.06 Includes alternate deep foundation system consisting of nominal 10" diameter open ended steel pipe piles in lieu of the 14" precast piles specified, based on a 1:1 replacement.
31.07 Includes an allowance for a twenty percent (20%) increase in foundation thickness.
31.08 Includes setup of a solar powered remote vibration monitoring system at the existing Main Street bridge foundation and up to three (3) other locations during the duration of the pile driving scope of work.

Division 32 – Exterior Improvements

Fences & Gates

32.01 No clarifications.

Site Furnishings

32.02 No clarifications.

Landscaping

32.03 The maintenance period included in the base bid is solely for the green roof/vegetated roof system per the specifications. We have included an alternate to provide a twelve (12) month maintenance period to include additional landscape items, such as the trees, shrubs, and ground covers on the entire project site.
32.04 24-months warranty exclusively covers the green roof/vegetated roof system.
32.05 12-months warranty for the rest of the trees, shrubs and ground covers.
32.06 The east side of the project limit (future phase) will be covered with sod and temporary irrigation.

32.07 Irrigation controller is anticipated to be installed within B108 Mech/Pump Room.

32.08 We have included 69,814 square feet of Bahia sod and an irrigation system on the east side of the site for the future phase of the project. The irrigation system includes 1" PGA valves and Hunter EZ-1 decoders, Rain Bird 5004 35' radius rotors (25 per valve), and CL160 potable laterals. Limits or requirements for this area were not clearly defined in the contract documents.

EXHIBIT E

Exhibit B.1
CONTRACT FEE SUMMARY FORMAT FOR ENGINEERING DIVISION
CITY OF JACKSONVILLE, FLORIDA

PART I - GENERAL

1. Project Riverfront Plaza Improvements - Park and Bulkhead Upland Phase I GMP	**2. Proposal No. / Contract No.** CBD-0081-23 / TBD
3. Name of Consultant orSubconsultant: The Haskell Company	**4. Date of Proposal** April 23, 2024

PART II - LABOR RELATED COSTS

5. Direct Labor	Hourly Rate	Estimated Hours	Estimated Cost	TOTAL
Director of Construction	$ 83.08	160	$ 13,292.80	
Director of Project Development	$ 85.22	192	$ 16,362.24	
Business Diversity Coordinator	$ 38.50	32	$ 1,232.00	
Project Manager	$ 61.60	1,248	$ 76,876.80	
Project Controller	$ 50.00	224	$ 11,200.00	
Assistant Project Manager	$ 43.00	2,784	$ 119,712.00	
Quality Control Coordinator	$ 51.00	288	$ 14,688.00	
Quality Control Manager	$ 65.00	29	$ 1,872.00	
Quality Control Director	$ 83.08	14	$ 1,196.35	
Scheduling Director	$ 83.08	10	$ 797.57	
Scheduler	$ 50.00	96	$ 4,800.00	
Superintendent	$ 75.00	1,024	$ 76,800.00	
Assistant Superintendent	$ 47.20	1,376	$ 64,947.20	
Regional Safety Supervisor	$ 66.70	96	$ 6,403.20	
Director of Safety	$ 83.08	10	$ 797.57	
DEFERRED COSTS UNTIL NOV - Direct Labor - 6 Months			$ (210,531.62)	
Permanent Craft Employee (PCE)	$ 30.60	1,024	$ 31,334.40	
TOTAL DIRECT LABOR	$ 26.93	8606.4		$ 231,780.51
6. Overhead (Combined Fringe Benefit & Administrative) Overhead Rate	166.53 % x Total Direct Labor			$ 385,984.09
7. SUBTOTAL: Labor + Overhead (Items 5 & 6)				$ 617,764.60
8. PROFIT: Labor Related Costs (Item 7)			x 7.5%	$ 46,332.35

PART III - OTHER COSTS

9. Miscellaneous Direct Costs (Lump Sum)		
Superintendent Truck & Fuel	$ 32,104.87	
Project Travel & Meals	$ 24,649.34	
Subsistence	$ 58,248.51	
Communications/Internet	$ 11,434.10	
Project Sign/Office Trailer/Copier/Office Equipment	$ 66,150.00	
Postage/Printing & Drawings/Office Supplies	$ 5,942.60	
Temporary Utilities/Generator/Water Tank/Toilets	$ 78,477.20	
Miscellaneous Expenses/Webcam	$ 18,422.00	
Safety Equipment	$ 18,963.00	
Trash Hauling & Dump Charges	$ 15,426.88	
Punch List/Photos	$ 4,860.00	
Maintenance, Repair, Storage Trailer, Utility Vehicle	$ 29,976.00	
DEFERRED COSTS UNTIL NOV - Miscellaneous Direct Costs - 6 Months	$ (173,568.15)	
General Liability Insurance	$ 193,260.86	
Payment & Performance Bond	$ 120,788.03	
Technology Fee	$ 48,315.21	
MISCELLANEOUS DIRECT COSTS SUB-TOTAL		$ 553,450.44
PROFIT ON MISCELLANEOUS DIRECT COSTS	x 7.5%	$ 41,508.78
10. SUBCONSULTANTS (Lump Sum)	$	
SUB-CONTRACT SUB-TOTAL (Reimb/NTE)		$ -
PROFIT ON SUB-CONTRACT	x 7.5%	$ -
11. SUBCONTRACTS (Reimbursable/Not to Exceed)		
Cast-In-Place Concrete - Genesis Concrete	$ 5,002,238.50	
Polished Concrete - N FL Concrete Flooring	$ 25,500.92	
Masonry - EK Birken Masonry	$ 169,672.70	
Miscellaneous Metals - Haskell Steel	$ 1,125,831.00	
DEFERRED COSTS UNTIL NOV. - Miscellaneous Metals - Haskell Steel	$ (1,029,581.00)	
Waterproofing & Sealants - Waterproofing Specialists	$ 446,314.32	
DEFERRED COSTS UNTIL NOV. - Waterproofing & Sealants - Waterproofing Specialists	$ (252,750.00)	
Doors, Frames & Hardware - Taylor Cotton Ridley	$ 67,033.72	
Folding Security Gate - Duraserve Corporation	$ 15,053.50	
Glass & Glazing - Crawford Tracey	$ 352,338.02	
Painting & Epoxy Flooring - S. David & Co.	$ 83,643.88	
Specialties - Holman	$ 44,496.70	
Signage - Image Resource Group	$ 19,010.50	
Playground Equipment - APE & Titus Gunter	$ 98,303.05	
Water Play Equipment - Southern Aquatics	$ 20,473.76	
Shade Structures - USA Shade	$ 0.00	
Fire Protection - Sciens Building Systems	$ 0.00	
Plumbing - Touchton Plumbing	$ 342,390.00	
HVAC - Comfort Temp Mechanical	$ 534,134.75	
Electrical - American Electrical	$ 1,532,436.83	
Site Work - Allsite Contracting	$ 3,199,628.77	
Deep Foundations - Keller North America	$ (1,322,211.93)	
Fencing & Gates - Guardian Fence and Gates	$ 27,703.48	
Site Furnishings - Brightview	$ 432,651.88	

EXHIBIT E

Landscaping - Brightview	$	4,274,001.04	
DEFERRED COSTS UNTIL NOV. - Landscaping - Brightview	$	(2,922,218.65)	
SUB-TOTAL REIMBURSABLES			$ 12,286,095.74
PROFIT ON REIMBURSABLES	x	7.5%	$ 921,457.18
12. ALLOWANCES (Reimbursable)			
Permitting	$	1,075.00	
MOT/Signage/Barricades	$	35,000.00	
Dewatering Consultant	$	(19,000.00)	
VDC/BIM Services - Visualization	$	25,523.00	
Additional General Conditions (30 Days)	$	122,449.68	
DEFERRED COSTS UNTIL NOV. - Additional General Conditions (30 Days)	$	(122,449.68)	
Material Testing	$	213,560.00	
Increase Foundations for Steel Piles	$	67,000.00	
Storefront Head Condition	$	35,000.00	
Trash Enclosure	$	100,000.00	
DEFERRED COSTS UNTIL NOV. - Trash Enclosure	$	(100,000.00)	
Skate Stops	$	8,000.00	
Fiberglass Doors at B109 and B110	$	15,000.00	
Exterior Monument Signage	$	33,584.00	
Euro to USD Conversion Rate - Playground Equipment	$	65,211.00	
Euro to USD Conversion Rate - Water Play Equipment	$	19,475.00	
Geothermal Test Well	$	40,000.00	
Upgrade Site Light Poles for Audio System	$	28,000.00	
Additional Asphalt and Base Demoltion	$	22,744.00	
Independent Drive Reconfiguration Tie-In	$	75,000.00	
Raise Existing AT&T Manhole Lids	$	30,000.00	
Unknown Utility Removal	$	50,133.00	
Export Unsuitable Material at Utility Excavations	$	89,939.00	
Splash Pad Fencing	$	15,600.00	
Standalone Mock-Up	$	130,238.00	
Builder's Risk Insurance	$	120,788.03	
Contingency	$	422,280.86	
SUB-TOTAL REIMBURSABLES			$ 1,524,150.89
PROFIT ON REIMBURSABLES	x	7.5%	$ 114,311.32
PART IV - SUMMARY			
TOTAL AMOUNT OF CONTRACT (Lump Sum Plus Reimbursables) (Items 5, 6, 8, 9, 10, and 11)			**$ 16,105,072.00**
12. TOTAL PRIOR CONTRACT AMOUNT			$ 23,648,301.00
TOTAL AMENDED CONTRACT AMOUNT			$ 39,753,373.00

EXHIBIT E

Exhibit B.1
CONTRACT FEE SUMMARY FORMAT FOR ENGINEERING DIVISION
CITY OF JACKSONVILLE, FLORIDA

PART I - GENERAL

1. Project Riverfront Plaza Improvements - Park and Bulkhead Riverwalk Phase I GMP	**2. Proposal No. / Contract No.** CBD-0081-23 / TBD
3. Name of Consultant orSubconsultant: The Haskell Company	**4. Date of Proposal** April 23, 2024

PART II - LABOR RELATED COSTS

5. Direct Labor	Hourly Rate	Estimated Hours	Estimated Cost	TOTAL
Director of Construction	$ 83.08	40	$ 3,323.20	
Director of Project Development	$ 85.22	48	$ 4,090.56	
Business Diversity Coordinator	$ 38.50	8	$ 308.00	
Project Manager	$ 61.60	312	$ 19,219.20	
Project Controller	$ 50.00	56	$ 2,800.00	
Assistant Project Manager	$ 43.00	696	$ 29,928.00	
Quality Control Coordinator	$ 51.00	72	$ 3,672.00	
Quality Control Manager	$ 65.00	7	$ 468.00	
Quality Control Director	$ 83.08	4	$ 299.09	
Scheduling Director	$ 83.08	2	$ 199.39	
Scheduler	$ 50.00	24	$ 1,200.00	
Superintendent	$ 75.00	256	$ 19,200.00	
Assistant Superintendent	$ 47.20	344	$ 16,236.80	
Regional Safety Supervisor	$ 66.70	24	$ 1,600.80	
Director of Safety	$ 83.08	2	$ 199.39	
Permanent Craft Employee (PCE)	$ 30.60	256	$ 7,833.60	
TOTAL DIRECT LABOR	$ 51.39	2151.6		$ 110,578.03
6. Overhead (Combined Fringe Benefit & Administrative) Overhead Rate	166.53 % x Total Direct Labor			$ 184,145.59
7. SUBTOTAL: Labor + Overhead (Items 5 & 6)				$ 294,723.62
8. PROFIT: Labor Related Costs (Item 7)			x 7.5%	$ 22,104.27

PART III - OTHER COSTS

9. Miscellaneous Direct Costs (Lump Sum)		
Superintendent Truck & Fuel	$ 8,026.22	
Project Travel & Meals	$ 6,162.33	
Subsistence	$ 14,562.13	
Communications/Internet	$ 2,858.52	
Project Sign/Office Trailer/Copier/Office Equipment	$ 16,537.50	
Postage/Printing & Drawings/Office Supplies	$ 1,485.65	
Temporary Utilities/Generator/Water Tank/Toilets	$ 19,619.30	
Miscellaneous Expenses/Webcam	$ 4,605.50	
Safety Equipment	$ 4,740.75	
Trash Hauling & Dump Charges	$ 3,856.72	
Punch List/Photos	$ 1,215.00	
Maintenance, Repair, Storage Trailer, Utility Vehicle	$ 7,494.00	
General Liability Insurance	$ 37,638.80	
Payment & Performance Bond	$ 23,524.25	
Technology Fee	$ 9,409.70	
MISCELLANEOUS DIRECT COSTS SUB-TOTAL		$ 161,736.38
PROFIT ON MISCELLANEOUS DIRECT COSTS	x 7.5%	$ 12,130.23
10. SUBCONSULTANTS (Lump Sum)	$	
SUB-CONTRACT SUB-TOTAL (Reimb/NTE)		$ -
PROFIT ON SUB-CONTRACT	x 7.5%	$ -
11. SUBCONTRACTS (Reimbursable/Not to Exceed)		
Cast-In-Place Concrete - Genesis Concrete	$ 270.00	
Miscellaneous Metals - Haskell Steel	$ 2,500.00	
Signage - Image Resource Group	$ 75.26	
Electrical - American Electrical	$ 397,835.48	
Site Work - Allsite Contracting	$ 397,330.19	
Site Furnishings - Brightview	$ 71,150.46	
Landscaping - Brightview	$ 1,225,686.25	
SUB-TOTAL REIMBURSABLES		$ 2,094,847.64
PROFIT ON REIMBURSABLES	x 7.5%	$ 157,113.57
12. ALLOWANCES (Reimbursable)		
Additional General Conditions (30 Days)	$ 30,612.42	
Exterior Monument Signage	$ 26,722.00	
Upgrade Site Light Poles for Audio System	$ 36,000.00	
Temporary Power for Bulkhead Lighting	$ 17,890.00	
Additional Asphalt and Base Demolition	$ 5,415.00	
Conflicts with Existing Bulkhead Tie-Backs	$ 116,750.00	
Export Unsuitable Material at Utility Excavations	$ 27,273.00	
Builder's Risk Insurance	$ 23,524.25	
Contingency	$ 82,241.92	
SUB-TOTAL REIMBURSABLES		$ 366,428.59
PROFIT ON REIMBURSABLES	x 7.5%	$ 27,482.14

PART IV - SUMMARY

TOTAL AMOUNT OF CONTRACT (Lump Sum Plus Reimbursables) (Items 5, 6, 8, 9, 10, and 11)	**$ 3,136,567.00**

12. TOTAL PRIOR CONTRACT AMOUNT	$ 39,769,373.00
TOTAL AMENDED CONTRACT AMOUNT	$ 42,889,940.00

EXHIBIT E

EXHIBIT E

Exhibit B.1
CONTRACT FEE SUMMARY FORMAT FOR ENGINEERING DIVISION
CITY OF JACKSONVILLE, FLORIDA

PART I - GENERAL

1. Project Riverfront Plaza Improvements - Park and Bulkhead Deferred Scope and Deferred Allowances - To be incorporate via future amendment on or before November 1, 2024	**2. Proposal No. / Contract No.** CBD-0081-23 / TBD
3. Name of Consultant orSubconsultant: The Haskell Company	**4. Date of Proposal** April 23, 2024

PART II - LABOR RELATED COSTS

5. Direct Labor	Hourly Rate	Estimated Hours	Estimated Cost	TOTAL
DEFERRED COSTS UNTIL NOV - Direct Labor - 6 Months			$ 210,531.62	
TOTAL DIRECT LABOR				$ 210,531.62
6. Overhead (Combined Fringe Benefit & Administrative) Overhead Rate	166.53 % x Total Direct Labor			$ 350,598.31
7. SUBTOTAL: Labor + Overhead (Items 5 & 6)				$ 561,129.93
8. PROFIT: Labor Related Costs (Item 7)			x 7.5%	$ 42,084.74

PART III - OTHER COSTS

9. Miscellaneous Direct Costs (Lump Sum)		
DEFERRED COSTS UNTIL NOV - Miscellaneous Direct Costs - 6 Months	$ 173,568.15	
General Liability Insurance	$ 70,869.00	
Payment & Performance Bond	$ 44,293.12	
Technology Fee	$ 17,717.25	
MISCELLANEOUS DIRECT COSTS SUB-TOTAL		$ 306,447.52
PROFIT ON MISCELLANEOUS DIRECT COSTS	x 7.5%	$ 22,983.56
10. SUBCONSULTANTS (Lump Sum)	$	
SUB-CONTRACT SUB-TOTAL (Reimb/NTE)		$ -
PROFIT ON SUB-CONTRACT	x 7.5%	$ -
11. SUBCONTRACTS (Reimbursable/Not to Exceed)		
Waterproofing and Caulking - Waterproofing Specialist	$ 252,750.00	
Miscellaneous Metals - Haskell Steel	$ 1,029,581.00	
Landscaping - Brightview	$ 2,922,218.65	
SUB-TOTAL REIMBURSABLES		$ 4,204,549.65
PROFIT ON REIMBURSABLES	x 7.5%	$ 315,341.22
12. ALLOWANCES (Reimbursable)		
Additional General Conditions (30 Days)	$ 122,449.68	
Trash Enclosure	$ 100,000.00	
Builder's Risk Insurance	$ 44,293.12	
Contingency	$ 154,850.92	
	$	
	$	
	$	
	$	
	$	
SUB-TOTAL REIMBURSABLES		$ 421,593.72
PROFIT ON REIMBURSABLES	x 7.5%	$ 31,619.53

PART IV - SUMMARY

TOTAL AMOUNT OF CONTRACT (Lump Sum Plus Reimbursables) (Items 5, 6, 8, 9, 10, and 11)	**$ 5,905,750.00**

DocuSign Envelope ID: DB17A176-C8B1-4B95-8630-10A5A54C580E

12. TOTAL PRIOR CONTRACT AMOUNT	$ 42,869,910.00
TOTAL DEFERRED AMENDED CONTRACT AMOUNT	$ 48,795,690.00

EXHIBIT E

DocuSign Envelope ID: DB17A176-C8B1-4B95-8630-10A5A54C580E

EXHIBIT E

Florida Department of Transportation

RON DESANTIS
GOVERNOR

605 Suwannee Street
Tallahassee, FL 32399-0450

JARED W. PERDUE, P.E.
SECRETARY

July 13, 2023

Mara Scott, Manager - Corporate Licensing
THE HASKELL COMPANY
111 Riverside Avenue
Jacksonville, Florida 32202

Dear Ms. Scott:

The Florida Department of Transportation has reviewed your application for prequalification package and determined that the data submitted is adequate to technically prequalify your firm for the following types of work:

Group 3 - Highway Design - Roadway

3.1 - Minor Highway Design
3.2 - Major Highway Design
3.3 - Controlled Access Highway Design

Group 4 - Highway Design - Bridges

4.1.1 - Miscellaneous Structures
4.1.2 - Minor Bridge Design

Group 5 - Bridge Inspection

5.1 - Conventional Bridge Inspection
5.2 - Movable Bridge Inspection
5.4 - Bridge Load Rating

Group 6 - Traffic Engineering and Operations Studies

6.1 - Traffic Engineering Studies
6.2 - Traffic Signal Timing

Group 7 - Traffic Operations Design

7.1 - Signing, Pavement Marking and Channelization

Group 13 - Planning

13.3 - Policy Planning
13.8 - Land Planning/Engineering

EXHIBIT E

Group 14 - Architect

Group 15 - Landscape Architect

Your firm is now technically prequalified with the Department for Professional Services in the above referenced work types. The overhead audit has been accepted, and your firm may pursue projects in the referenced work types with fees of any dollar amount. This status shall be valid until June 30, 2024, for contracting purposes.

Approved Rates

Home/ Branch Overhead	Field Overhead	Premium Overtime	Reimburse Actual Expenses	Home Direct Expense	Field Direct Expense
161.34%	149.62%	Reimbursed	No	5.19%	0.00%*

***Rent and utilities excluded from field office rate. These costs will be directly reimbursed on contracts that require the consultant to provide field office.**

Per Title 23, U.S. Code 112, there are restrictions on sharing indirect cost rates. Refer to Code for additional information.

Should you have any questions, please feel free to contact me by email at carliayn.kell@dot.state.fl.us or by phone at 850-414-4597.

Sincerely,

Carliayn Kell
Professional Services
Qualification Administrator

DocuSign Envelope ID: DB17A176-C8B1-4B95-8630-10A5A54C580E

EXHIBIT E

Exhibit B.2

HASKELL

4400661 - COI Riverfront Plaza

				Month	Nov-23	Dec-23	Jan-24	Feb-24	Mar-24	Apr-24	May-24	Jun-24	Jul-24	Aug-24	Sep-24	Oct-24	Nov-24	Dec-24	Jan-25	Feb-25	Mar-25	Apr-25	May-25	Jun-25	Jul-25	Aug-25	Sep-25	Oct-25	Nov-25	Dec-25	Jan-26	Feb-26	Mar-26
					1	2	3	4	5	6	7	8	9	10	11	12	13	14	15	16	17	18	19	20	21	22	23	24	25	26	27	28	29
	Staff	Comments	Mo	Wk																													
	Director of Construction - Marine		0.80	3		5%	5%	5%	5%	5%	5%	5%	5%	5%	5%	5%	5%	5%	5%	5%	5%												
1	Director of Construction - Upland		1.05	5				5%	5%	5%	5%	5%	5%	5%	5%	5%	5%	5%	5%	5%	5%	5%	5%	5%	5%	5%	5%	5%					
2	Project Director - Marine		3.20	14		20%	20%	20%	20%	20%	20%	20%	20%	20%	20%	20%	20%	20%	20%	20%	20%												
2	Project Director - Upland		1.40	6																		20%	20%	20%	20%	20%	20%	20%					
3	Project Manager - Marine		13.00	56				100%	100%	100%	100%	100%	100%	100%	100%	100%	100%	100%	100%	100%													
3	Project Manager - Upland		9.00	39																	100%	100%	100%	100%	100%	100%	100%	100%	100%				
4	Assistant Project Manager - Marine		0.00	0																													
4	Assistant Project Manager - Upland		20.00	87						100%	100%	100%	100%	100%	100%	100%	100%	100%	100%	100%	100%	100%	100%	100%	100%	100%	100%	100%	100%				
5	Project Controller - Marine		1.50	6			10%	10%	10%	10%	10%	10%	10%	10%	10%	10%	10%	10%	10%	10%	10%												
5	Project Controller - Upland		1.60	7																		20%	20%	20%	20%	20%	20%	20%	20%				
6	Superintendent - Marine	On site; travel every 2 weeks	13.00	56				100%	100%	100%	100%	100%	100%	100%	100%	100%	100%	100%	100%	100%													
6	Superintendent - Upland	On site; travel every 2 weeks	7.50	32																	100%	100%	100%	100%	100%	100%	100%	50%					
6	Asst Superintendent - Upland	On site; travel every 3 weeks	10.00	43									100%	100%	100%	100%	100%	100%	100%	100%	100%	100%											
7	PCE's - Marine		13.00	56				100%	100%	100%	100%	100%	100%	100%	100%	100%	100%	100%	100%	100%													
7	PCE's - Upland		7.50	32																	100%	100%	100%	100%	100%	100%	100%	50%					
8	Scheduler - Marine		0.80	3		5%	5%	5%	5%	5%	5%	5%	5%	5%	5%	5%	5%	5%	5%	5%	5%												
8	Scheduler - Upland		0.35	2																		5%	5%	5%	5%	5%	5%	5%					
9	Safety - Marine		1.40	6			10%	10%	10%	10%	10%	10%	10%	10%	10%	10%	10%	10%	10%	10%													
9	Safety - Upland		0.70	3																	10%	10%	10%	10%	10%	10%	10%						
10	QC - Marine		2.10	9			15%	15%	15%	15%	15%	15%	15%	15%	15%	15%	15%	15%	15%	15%													
10	QC - Upland		2.10	9										15%	15%	15%	15%	15%	15%	15%	15%	15%	15%	15%	15%	15%	15%						

DocuSign Envelope ID: DB17A176-C8B1-4B95-8630-10A5A54C580E

EXHIBIT E

HASKELL

TOTAL BASE BID $ 16,105,071.30

Project #: 4400661
Job Name: COJ Riverfront Plaza Upland Work - Phase I
Date: 4/23/2024

Scope	Description	Bid Day Estimate	Carry	Subcontractor	%	$/UM
		$ -	$ -		0	#DIV/0!
00 01	ALLOWANCE - PERMITTING	$ 1,075.00	$ 1,075.00	INCREASE EXISTING ALLOWANCE	0%	#DIV/0!
00 02	ALLOWANCE - MOT/SIGNAGE/BARRICADES	$ 35,000.00	$ 35,000.00	INCREASE EXISTING ALLOWANCE	0%	#DIV/0!
00 03	ALLOWANCE - DEWATERING CONSULTANT	$ (19,000.00)	$ (19,000.00)	DECREASE EXISTING ALLOWANCE (MECHLING ENGINEERING)	0%	#DIV/0!
00 04	ALLOWANCE - VDC/BIM SERVICES - VISUALIZATION	$ 25,523.00	$ 25,523.00	ALLOWANCE	0%	#DIV/0!
		$ -	$ -		0%	#DIV/0!
01 00	GENERAL CONDITIONS	$ 1,511,377.06	$ 1,209,101.65	HASKELL	8%	#DIV/0!
01 10	GENERAL REQUIREMENTS	$ 418,059.20	$ 334,447.36	HASKELL	2%	#DIV/0!
01 15	DEFERRED COSTS UNTIL NOVEMBER	$ -	$ (734,698.07)	HASKELL - 6 MONTHS	-5%	#DIV/0!
01 20	ALLOWANCE - 30 DAYS GENERAL CONDITIONS FOR UNFORESEEN	$ -	$ 122,449.68	ALLOWANCE	1%	#DIV/0!
01 21	DEFERRED COSTS UNTIL NOVEMBER	$ -	$ (122,449.68)	ALLOWANCE	-1%	#DIV/0!
		$ -			0%	#DIV/0!
03 30	CAST-IN-PLACE CONCRETE	$ 4,314,262.70	$ 5,002,238.50	GENESIS CONCRETE STRUCTURES	31%	#DIV/0!
03 31	ALLOWANCE - CONCRETE TESTING	$ 52,200.00	$ 52,200.00	MESKEL & ASSOCIATES ENGINEERING	0%	#DIV/0!
03 32	ALLOWANCE - EXTERIOR SIGNAGE CONCRETE	$ 16,000.00	$ 16,000.00	GENESIS CONCRETE STRUCTURES	0%	#DIV/0!
03 33	ALLOWANCE - STOREFRONT HEAD CONDITION	$ -	$ 35,000.00	GENESIS CONCRETE STRUCTURES	0%	#DIV/0!
03 34	ALLOWANCE - STANDALONE MOCK-UP CONCRETE	$ 256,000.00	$ 107,500.00	GENESIS CONCRETE STRUCTURES	1%	#DIV/0!
		$ -	$ -		0%	#DIV/0!
03 35	POLISHED CONCRETE	$ 24,180.00	$ 25,500.92	N FL CONCRETE FLOORING & STAINING	0%	#DIV/0!
03 36	ALLOWANCE - STANDALONE MOCK-UP POLISHED CONCRETE	$ -	$ 625.00	N FL CONCRETE FLOORING & STAINING	0%	#DIV/0!
		$ -	$ -		0%	#DIV/0!
04 20	MASONRY	$ 49,965.03	$ 169,672.70	EK BIRKEN MASONRY	1%	#DIV/0!
04 21	ALLOWANCE - STANDALONE MOCK-UP MASONRY	$ -	$ -	EK BIRKEN MASONRY	0%	#DIV/0!
04 22	ALLOWANCE - TRASH ENCLOSURE	$ -	$ 100,000.00	ALLOWANCE	1%	#DIV/0!
04 23	DEFERRED COSTS UNTIL NOVEMBER	$ -	$ (100,000.00)	ALLOWANCE	-1%	#DIV/0!
		$ -	$ -		0%	#DIV/0!
05 50	MISCELLANEOUS METALS	$ 999,025.32	$ 1,125,831.00	HASKELL STEEL	7%	#DIV/0!
05 51	ALLOWANCE - MISC METAL TESTING & INSPECTION	$ 2,750.00	$ 2,750.00	MESKEL & ASSOCIATES ENGINEERING	0%	#DIV/0!
05 52	ALLOWANCE - SKATE STOPS	$ 8,000.00	$ 8,000.00	HASKELL STEEL	0%	#DIV/0!
05 53	DEFERRED COSTS UNTIL NOVEMBER	$ -	$ (1,029,581.00)	HASKELL STEEL	-6%	#DIV/0!
		$ -	$ -		0%	#DIV/0!
07 10	WATERPROOFING & SEALANTS	$ 204,489.80	$ 446,314.32	WATERPROOFING SPECIALISTS	3%	#DIV/0!
07 11	ALLOWANCE - STANDALONE MOCK-UP WATERPROOFING	$ -	$ 3,125.00	WATERPROOFING SPECIALISTS	0%	#DIV/0!
07 12	DEFERRED COSTS UNTIL NOVEMBER	$ -	$ (252,750.00)	WATERPROOFING SPECIALISTS	-2%	#DIV/0!
		$ -	$ -		0%	#DIV/0!
08 10	DOORS, FRAMES & HARDWARE	$ 40,961.29	$ 67,033.72	TAYLOR COTTON & RIDLEY	0%	#DIV/0!
08 11	ALLOWANCE - FIBERGLASS DOORS AT B109 AND B110	$ -	$ 15,000.00	TAYLOR COTTON & RIDLEY	0%	#DIV/0!
		$ -	$ -		0%	#DIV/0!
08 35	FOLDING SECURITY GATE	$ 13,005.00	$ 15,053.50	DURASERVE CORPORATION	0%	#DIV/0!
		$ -	$ -		0%	#DIV/0!
08 80	GLASS & GLAZING	$ 644,675.00	$ 352,338.02	CRAWFORD TRACEY	2%	#DIV/0!
08 81	ALLOWANCE - STANDALONE MOCK-UP GLASS	$ -	$ 15,863.00	CRAWFORD TRACEY	0%	#DIV/0!
		$ -	$ -		0%	#DIV/0!
09 90	PAINTING & EPOXY FLOORING	$ 69,297.30	$ 83,643.88	S. DAVID & CO.	1%	#DIV/0!
09 91	ALLOWANCE - STANDALONE MOCK-UP SEALER	$ -	$ 3,125.00	S. DAVID & CO.	0%	#DIV/0!
		$ -	$ -		0%	#DIV/0!
10 00	SPECIALTIES	$ 38,497.58	$ 44,496.70	HOLMAN	0%	#DIV/0!
		$ -	$ -		0%	#DIV/0!
10 13	SIGNAGE	$ 5,300.00	$ 19,010.50	IMAGE RESOURCE GROUP	0%	#DIV/0!
10 14	ALLOWANCE - EXTERIOR SIGNAGE	$ 19,500.00	$ 14,784.00	IMAGE RESOURCE GROUP	0%	#DIV/0!
		$ -	$ -		0%	#DIV/0!
11 68	PLAYGROUND EQUIPMENT	$ 163,514.05	$ 98,303.05	APE & TITUS GUNTER - ADDITIONAL EQUIPMENT & SALES TAX	1%	#DIV/0!
11 69	ALLOWANCE - EURO TO USD CONVERSION FEE PLAY EQUIPMENT	$ -	$ 65,211.00	APE & TITUS GUNTER	0%	#DIV/0!
		$ -	$ -		0%	#DIV/0!
13 12	WATER PLAY EQUIPMENT	$ 39,948.76	$ 20,473.76	SOUTHERN AQUATICS - BIM MODELING	0%	#DIV/0!
13 13	ALLOWANCE - EURO TO USD CONVERSION FEE WATER EQUIPMENT	$ -	$ 19,475.00	SOUTHERN AQUATICS	0%	#DIV/0!
		$ -	$ -		0%	#DIV/0!
13 31	SHADE STRUCTURES	$ -	$ -	EARLY PROCUREMENT GMP SCOPE (USA SHADE)	0%	#DIV/0!
		$ -	$ -		0%	#DIV/0!

DocuSign Envelope ID: DB17A176-C8B1-4B95-8630-10A5A54C580E

EXHIBIT E

21 00	FIRE PROTECTION	$ -	$ -	EARLY PROCUREMENT GMP SCOPE (SCIENS BUILDING SYSTEMS)	0%	#DIV/0!
22 00	PLUMBING	$ 385,500.00	$ 342,390.00	TOUCHTON PLUMBING	2%	#DIV/0!
		$ -	$ -		0%	#DIV/0!
23 00	HVAC	$ 526,025.00	$ 534,134.75	COMFORT TEMP MECHANICAL	3%	#DIV/0!
23 01	ALLOWANCE - TEST WELL	$ -	$ 40,000.00	COMFORT TEMP MECHANICAL	0%	#DIV/0!
		$ -	$ -		0%	#DIV/0!
26 00	ELECTRICAL	$ 1,607,144.12	$ 1,532,436.83	AMERICAN ELECTRICAL	10%	#DIV/0!
26 01	ALLOWANCE - EXTERIOR SIGNAGE ELECTRICAL	$ -	$ 2,800.00	AMERICAN ELECTRICAL	0%	#DIV/0!
26 02	ALLOWANCE - UPGRADE SITE LIGHT POLES FOR AUDIO SYSTEM	$ -	$ 28,000.00	AMERICAN ELECTRICAL	0%	#DIV/0!
		$ -	$ -		0%	#DIV/0!
31 00	SITEWORK	$ 2,440,979.42	$ 3,199,628.77	ALLSITE CONTRACTING	20%	#DIV/0!
31 01	ALLOWANCE - SOILS TESTING & INSPECTION	$ 82,425.00	$ 82,425.00	MESKEL & ASSOCIATES ENGINEERING	1%	#DIV/0!
31 02	ALLOWANCE - ADDITIONAL ASPHALTAND BASE DEMOLITION	$ -	$ 22,744.00	ALLSITE CONTRACTING	0%	#DIV/0!
31 03	ALLOWANCE - INDEPENDENT DRIVE TIE-IN	$ 75,000.00	$ 75,000.00	ALLSITE CONTRACTING	0%	#DIV/0!
31 04	ALLOWANCE - RAISE AT&T MANHOLE LIDS	$ -	$ 30,000.00	ALLSITE CONTRACTING	0%	#DIV/0!
31 05	ALLOWANCE - UNKNOWN UTILITY REMOVAL	$ 25,000.00	$ 50,133.00	ALLSITE CONTRACTING	0%	#DIV/0!
31 06	ALLOWANCE - EXPORT UNSUITABLE MATERIAL AT UTILITY EXCAVATIONS	$ -	$ 89,939.00	ALLSITE CONTRACTING	1%	#DIV/0!
		$ -	$ -		0%	#DIV/0!
31 60	DEEP FOUNDATION SYSTEM	$ (1,136,032.93)	$ (1,203,032.93)	RECONCILE EXISTING ALLOWANCE (KELLER NORTH AMERICA)	-7%	#DIV/0!
31 61	DEEP FOUNDATION SYSTEM - STEEL PILES	$ (119,179.00)	$ (119,179.00)	STEEL PILE DEDUCT, INCLUDING ADDTL FOUNDATION ALLOWANCE (KELLER NORTH AMERICA)	-1%	#DIV/0!
31 62	ALLOWANCE - PILE TESTING & INSPECTIONS	$ 76,185.00	$ 76,185.00	MESKEL & ASSOCIATES ENGINEERING	0%	#DIV/0!
31 63	ALLOWANCE - INCREASE FOUNDATIONS FOR STEEL PILES	$ -	$ 67,000.00	MESKEL & ASSOCIATES ENGINEERING	0%	#DIV/0!
		$ -	$ -		0%	#DIV/0!
32 31	FENCING & GATES	$ 36,550.00	$ 27,703.48	GUARDIAN FENCE AND GATES	0%	#DIV/0!
32 32	ALLOWANCE - SPLASH PAD FENCING	$ -	$ 15,600.00	GUARDIAN FENCE AND GATES	0%	#DIV/0!
		$ -	$ -		0%	#DIV/0!
32 33	SITE FURNISHINGS	$ 292,698.64	$ 432,651.88	BRIGHTVIEW	3%	#DIV/0!
		$ -	$ -		0%	#DIV/0!
32 90	LANDSCAPING	$ 3,675,570.29	$ 4,274,001.04	BRIGHTVIEW	27%	#DIV/0!
32 91	DEFERRED COSTS UNTIL NOVEMBER	$ -	$ (2,922,218.65)	BRIGHTVIEW	-18%	#DIV/0!
		$ -	$ -		0%	#DIV/0!
	Sub Total	$ 16,901,471.64	$ 14,076,028.68			
	Contingency (Risk Register)	3.00%	$ 422,280.86		3%	#DIV/0!
	Builder's Risk Insurance	0.75%	$ 120,788.03		1%	#DIV/0!
	General Liability Insurance	1.20%	$ 193,260.86		1%	#DIV/0!
	P & P Bond	0.75%	$ 120,788.03		1%	#DIV/0!
	Tech Fee	0.30%	$ 48,315.21		0%	#DIV/0!
					0%	#DIV/0!
	Sub Total		$ 14,981,461.68			
	OH & P	7.50%	$ 1,123,609.63		7%	#DIV/0!
			$ -		0%	#DIV/0!
		TOTAL BASE BID	**$ 16,105,071.30**		100%	#DIV/0!

DocuSign Envelope ID: DB17A176-C8B1-4B95-8630-10A5A54C580E

EXHIBIT E

HASKELL

Project #	4400661
Job Name	COJ Riverfront Plaza Riverwalk Work - Phase I
Date	4/23/2024

TOTAL BASE BID $ 3,136,566.45

Scope	Description	Bid Day Estimate	Carry	Subcontractor	%	$/UM
01 00	GENERAL CONDITIONS	$ -	$ -		0	#DIV/0!
01 10	GENERAL REQUIREMENTS	$ -	$ 302,275.41		10%	#DIV/0!
01 20	ALLOWANCE - 30 DAYS GENERAL CONDITIONS FOR UNFORESEEN	$ -	$ 83,611.84		3%	#DIV/0!
			$ 30,612.42	ALLOWANCE	1%	#DIV/0!
03 30	CAST-IN-PLACE CONCRETE	$ -	$ -		0%	#DIV/0!
03 31	ALLOWANCE - EXTERIOR SIGNAGE CONCRETE	$ -	$ 270.00	GENESIS CONCRETE STRUCTURES	0%	#DIV/0!
		$ 22,500.00	$ 18,000.00	GENESIS CONCRETE STRUCTURES	1%	#DIV/0!
05 50	MISCELLANEOUS METALS	$ -	$ -		0%	#DIV/0!
		$ 2,250.00	$ 2,500.00	HASKELL STEEL	0%	#DIV/0!
10 13	SIGNAGE	$ -	$ -		0%	#DIV/0!
10 14	ALLOWANCE - EXTERIOR SIGNAGE	$ -	$ 75.26	IMAGE RESOURCE GROUP	0%	#DIV/0!
		$ 5,000.00	$ 6,272.00	IMAGE RESOURCE GROUP	0%	#DIV/0!
26 00	ELECTRICAL	$ -	$ -		0%	#DIV/0!
26 01	ALLOWANCE - EXTERIOR SIGNAGE ELECTRICAL	$ 428,506.00	$ 397,835.48	AMERICAN ELECTRICAL	13%	#DIV/0!
26 02	ALLOWANCE - UPGRADE SITE LIGHT POLES FOR AUDIO SYSTEM	$ -	$ 2,450.00	AMERICAN ELECTRICAL	0%	#DIV/0!
26 03	ALLOWANCE - TEMPORARY POWER FOR BULKHEAD LIGHTING	$ -	$ 36,000.00	AMERICAN ELECTRICAL	1%	#DIV/0!
		$ -	$ 17,890.00	AMERICAN ELECTRICAL	1%	#DIV/0!
31 00	SITEWORK	$ -	$ -		0%	#DIV/0!
31 01	ALLOWANCE - ADDITIONAL ASPHALT AND BASE DEMOLITION	$ 758,928.08	$ 397,330.19	ALLSITE CONTRACTING	13%	#DIV/0!
31 02	ALLOWANCE - CONFLICTS WITH EXISTING TIE-BACKS	$ -	$ 5,415.00	ALLSITE CONTRACTING	0%	#DIV/0!
31 03	ALLOWANCE - EXPORT UNSUITABLE MATERIAL AT UTILITY EXCAVATIONS	$ -	$ 116,750.00	ALLSITE CONTRACTING	4%	#DIV/0!
		$ -	$ 27,273.00	ALLSITE CONTRACTING	1%	#DIV/0!
32 33	SITE FURNISHINGS	$ -	$ -		0%	#DIV/0!
32 90	LANDSCAPING	$ 51,043.95	$ 71,150.46	BRIGHTVIEW	2%	#DIV/0!
		$ 1,223,492.87	$ 1,225,686.25	BRIGHTVIEW	39%	#DIV/0!
		$ -	$ -		0%	#DIV/0!
	Sub Total	**$ 2,491,720.91**	**$ 2,741,397.32**			
	Contingency (Risk Register)	3.00%	$ 82,241.92		3%	#DIV/0!
	Builder's Risk Insurance	0.75%	$ 23,524.25		1%	#DIV/0!
	General Liability Insurance	1.20%	$ 37,638.80		1%	#DIV/0!
	P & P Bond	0.75%	$ 23,524.25		1%	#DIV/0!
	Tech Fee	0.30%	$ 9,409.70		0%	#DIV/0!
	Sub Total		$ 2,917,736.23		0%	#DIV/0!
	OH & P	7.50%	$ 218,830.22		7%	#DIV/0!
			$ -		0%	#DIV/0!
		TOTAL BASE BID	**$ 3,136,566.45**		100%	#DIV/0!

DocuSign Envelope ID: DB17A176-C8B1-4B95-8630-10A5A54C580E

EXHIBIT E

Meskel & Associates Engineering
Geotechnical • Environmental • Inspection • Testing

February 2, 2024
February 8, 2024 REVISED

Brent McMaster
The Haskell Company
111 Riverside Ave.
Jacksonville, Florida 32202

Subject: Proposal for Construction Materials Testing Services
COJ Riverfront Plaza Upland Work Phase I
Jacksonville, Florida
MAE Proposal No. 240020R1

Dear Mr. McMaster:

MESKEL & ASSOCIATES ENGINEERING, PLLC (MAE) is pleased to present this proposal to provide the construction materials testing services for the subject project.

PROJECT INFORMATION

The subject project site is at the Riverfront Plaza Park in Jacksonville, Florida. We understand the project scope includes phase 1 of the total project, which includes the westside of the proposed Riverfront Plaza Park. Phase 1 includes the construction of structures such as a cafe space, retail space, electrical room and various playground structures. The buildings will be constructed with cast-in-place concrete and steel framing. Other site improvements include heavy duty concrete access paths, concrete equipment pads and utility pads, and a canopy structure. Also, the project includes the necessary infrastructure such as underground utilities, stormwater management, and curbing.

A qualified inspector will be available on-site during the extent of the construction to observe each day's pile installation and perform PDA as required. In addition, a qualified field technician will conduct necessary materials testing, such as soil density testing and the testing of concrete/grout specimens.

The following outlines our understanding of the project, site conditions, specifications, as indicated by the project documents made available. In some cases where information was not made available, the tables list assumptions used in developing our scope of work and estimated fees.

ITEM	DESCRIPTION
Civil	GAI, dated March 2023
Geotechnical	Meskel & Associates Engineering dated March 22, 2023

Project Description/Assumed or Specified Testing Frequencies

ITEM	DESCRIPTION
Structural Fill	Slab Subgrade Densities: 1 test every 5,000 square feet per lift of building area. (95% Modified Proctor) Pavements: 1 test per 10,000 square feet per lift thickness. (98% Modified Proctor)
Structural Concrete	Cast-in-place concrete: 1 set of 5 cylinders (4" x 8") per 50 cubic yards or each day's placement.
Asphalt Pavement	If requested, 1 core per 5,000 SF, every 250 LF of roadway, or a minimum of (2) cores per day's production.

We have made assumptions with regard to individual activity durations, required personnel certifications and other items as listed below. If the project schedule is significantly different to what was anticipated by the contractor this could affect our fee estimate.

- Activity durations and number of trips for each category as noted in "B. Scope of Services",
- Additional testing or observation/inspections required by local municipalities but not noted on drawings or specifications are not included and will be charged at the unit rates enclosed.

SCOPE OF SERVICES

It is our understanding that our testing activities are limited to concrete/grout, structural steel, and soils testing services. We have assumed that all services will be initiated by your project representative when testing is needed. MAE will provide part-time technicians (as directed by you) for the materials testing services associated with this project. Our services will be mobilized from our Jacksonville office unless otherwise stated.

This project will be managed by Ms. Kelly Marshall, PE, who will be the point of contact for the duration of the project. The onsite technical staff will report to him, and all client correspondence should be directed to Ms. Marshall. We understand the following services will be needed on your project:

Earthwork Observation & Testing

Bulk samples of fill and in-place soils will be collected and tested in MAE's laboratory. Reports will be issued indicating the soil's natural moisture content, maximum dry density, and optimum moisture content for compaction in accordance with modified Proctor analysis (ASTM D1557). A technician will be able to observe and perform density testing during earthwork operations. A project geotechnical engineer will be available to address soils identified to be soft or unstable, if needed.

Cast-in-Place Concrete

A technician will obtain representative samples of freshly mixed cast-in-place concrete every 50 cubic yards or fraction thereof per day, and mold sets of five, 4" x 8" cylinders. The cast-in-place concrete will be tested for slump, air content, and temperature for each set of cylinders cast. The cylinders will be allowed to field cure for 24 to 48 hours before transport to MAE's laboratory for additional curing and compressive strength testing at specified intervals. If requested, steel reinforcement can be observed in compliance with project plans and specifications, at the hourly rates listed in the cost estimate.

Asphalt Pavement

If requested, MAE can collect pavement cores from paved roadways using a 6-inch diameter diamond coated core barrel connected to free standing mechanical drill equipment to determine the density and measure the thickness of the new asphalt pavement.

SCHEDULING

We request our services be scheduled a minimum of one working day in advance by the General Contractor or your designated representative. We request notice of two working days prior to the commencement of each category of activities. We will endeavor to schedule services on lesser notice but may not always be able to meet the desired project schedule. All requests for services should be submitted to our local Jacksonville office phone (904-519-6990) **between 7:00am and 5:00pm, Monday through Friday. Messages left outside of these hours on weekdays or on Saturday, Sunday and Holidays will be received the next business day.** Scheduling should not be coordinated through our field personnel unless agreed to by Mr. David Gordinier, PE.

Coordination/Reporting

During construction, we request to be copied on changes in drawings and specifications that affect our portion of the work. We also request one copy of project specifications for reference. We recommend that our project manager be allowed to attend pre-construction meetings during which issues related to our scope of work may be discussed. Two copies of any civil drawings should be provided to MAE prior to construction of the affected components.

Our services will be coordinated by the General Contractor or your designated representative. MAE will not be responsible for scheduling our services and will not be responsible for tests that are not performed due to a failure to schedule our services on the project or any resulting damage.

Also, if observations made or tests performed indicate non-compliance with the contract documents or referenced specifications, we will promptly notify site contractor personnel so corrective action can be taken and documented. Test reports will be delivered electronically to those on the receiving list obtained during project set up.

COMPENSATION

We have been provided with the anticipated construction schedule. From the schedule we understand the project's construction duration will be approximately 13 months. Our services will be billed in accordance with the Unit Rates shown on the attached Fee Estimate sheets. Based on our understanding of our scope of work on this project, we have provided a budget estimate FOR INSPECTIONS and CONSTRUCTION MATERIALS TESTING SERVICES to be **$213,560**. If out of scope items are requested, this estimate may need to be increased but will be approved by the contractor before proceeding. Please note that this fee is valid for 90 days following the date of this proposal. MAE reserves the right to revisit our proposal and adjust our fee as necessary if proposal acceptance is after 90 days.

Any additional services will be quoted as needed. We will invoice only for the services rendered. Any failed tests will be an additional cost and will be billed per the unit rates shown on the fee schedule.

The attached costs are estimated based on our general understanding of the project. The final cost will be based on actual project scheduling and other issues beyond our control and could be more or less than indicated. We have not provided any contingencies for such issues.

Our fee estimate is based on the scope outlined in the "B. SCOPE OF SERVICES" section of this proposal. If our assumptions are incorrect, we request the opportunity to review this proposal and modify it accordingly for re-submittal to your attention.

Compensation for non-scope services, additional submittals and time utilized for retesting will be billed according to the attached unit and hourly rates.

Adjustments to the estimated scope described above may be necessary if additional project information and/or specifications related to our work are altered. If you would like us to perform additional services beyond the scope describe above, let us know and we will issue another short Supplemental to the Agreement form, or Supplemental Proposal, which outlines the additional work to be performed and the associated fees.

Our work will be performed in accordance with our General Conditions, which are attached to and made a part of this proposal. A returned copy of the attached authorization sheet will authorize our work.

We appreciate this opportunity to provide testing services on this project. If you have any questions concerning this proposal, please contact us.

Sincerely,
Meskel & Associates Engineering, PLLC

Taylor Foster
Assistant Project Manager

Kelly Marshall, PE
Director of Construction Services

TCF:KAM:PRM/ja

Distribution: Brent McMaster – The Haskell Co. (brent.mcmaster@haskell.com)

Attachments
- Construction Materials Testing Services Fee Estimate (1)
- Proposal Authorization (1)
- Project Terms and Conditions
- Proposal Document General Conditions (1)

EXHIBIT E

Construction Materials Testing Services
COJ Riverfront Park Upland Work Phase I
Jacksonville, Florida
MAE Proposal No. 240020R1

I. FIELD TESTING SERVICES				
A. Earthwork Observation & Testing				
	In-Place Soil Density Testing (ASTM D-6938)			
1	Engineering Technician	1200 hours @	$62.00 /hour	$74,400.00
2	Engineering Technician Standby	0 hours @	$62.00 /hour	$0.00
3	Geotechnical Engineer (Proofroll/Subgrade)	16 hours @	$150.00 /hour	$2,400.00
4	Trip Charge	200 trips @	$20.00 /trip	$4,000.00
B. PDA and Pile Inspection				
1	PIP Review and Preliminary WEAP Analysis, per hammer	1 each @	$1,200.00 /each	$1,200.00
2	Daily PDA Field Testing, Test Piles Initial Drive	7 days @	$1,800.00 /day	$12,600.00
3	PDA results and CAPWAP analyses	14 piles @	$750.00 /piles	$10,500.00
4	PDA report including driving criteria with PDA results and analysis per area (New Café and Playground areas), per report	2 each @	$1,200.00 /each	$2,400.00
5	Pile preparation on non-PDA testing day	7 days @	$600.00 /day	$4,200.00
6	Pile inspections - assume 8 production piles per day and 2 test piles per day	390 hours @	$100.00 /hour	$39,000.00
7	Trip Charge	39 trips @	$35.00 /trip	$1,365.00
8	Vibration Monitoring Plan, per report	0 each @	$1,500.00 /each	$0.00
9	Vibration Monitoring Equipment Install/Remove	0 days @	$500.00 /day	$0.00
10	Vibration Monitoring Equipment Rental, 1 per monitor per month	0 each @	$1,000.00 /each	$0.00
11	Vibration Monitoring Equipment Relocation/Maintenance	0 days @	$500.00 /day	$0.00
12	PDA Engineer (meetings, calls, project mgmt)	18 hours @	$140.00 /hour	$2,520.00
13	Senior PDA Engineer (meetings, calls, project mgmt)	12 hours @	$200.00 /hour	$2,400.00
C. Cast in Place Concrete				
1	Engineering Technician	120 hours @	$62.00 /hour	$7,440.00
2	Engineering Technician Standby	0 hours @	$62.00 /hour	$0.00
3	Trip Charge	60 trips @	$20.00 /trip	$1,200.00
D. Pavements				
1	Roadway Inspection			
	A. Extraction and Gradation	0 tests @	$350.00 /test	$0.00
	B. Roadway PavingTechnician	0 hours @	$85.00 /hour	$0.00
	OT Estimate	0 hours @	$0.00 /hour	$0.00
	Asphalt Coring/Testing			
1	Coring Rig	0 Mobs @	$400.00 /trip	$0.00
2	Asphalt Cores	0 Cores @	$50.00 /each	$0.00
3	Bulk-Specific Gravity/Density	0 test @	$65.00 /each	$0.00
II. LABORATORY TESTING SERVICES				
1	Proctor Tests (ASTM D-1557)	5 tests @	$115.00 /test	$575.00
2	Percent Fines	7 tests @	$50.00 /test	$350.00
3	LBR tests (FM 5-515)	2 tests @	$350.00 /test	$700.00
4	Concrete Compressive Strength Test	300 tests @	$12.00 /test	$3,600.00
5	Grout Cube Compressive Strength	32 tests @	$15.00 /test	$480.00
III. STRUCTURAL STEEL				
1	Certified Welding Inspector (4-hr Min.)	16 hours @	$130.00 /hour	$2,080.00
2	NDT Welding Inspector (4-Hour Min.)	0 hours @	$160.00 /hour	$0.00
3	UT Equipment/Consumable Charge	0 hours @	$125.00 /hour	$0.00
4	MT Equipment/Consumable Charge	0 hours @	$125.00 /hour	$0.00
5	Trip Charge	4 trips @	$75.00 /trip	$300.00
6	Senior Engineer	2 hours @	$185.00 /hour	$370.00
IV. ENGINEERING - Site Visits, Consulting, Reporting				
1	Project Manager	36 hours @	$95.00 /hour	$3,420.00
2	Senior Engineer (P.E.)	160 hours @	$185.00 /hour	$29,600.00
3	Trip Charge	20 trips @	$20.00 /trip	$400.00
4	Clerical	80 hours @	$55.00 /hour	$4,400.00
ESTIMATED TOTAL FOR TESTING & INSPECTION SERVICES:				**$213,560.00**

NOTES: All hourly rates are portal-to-portal. Overtime multiplier of 1.5 applies to all services (units and hourly rates) performed before 7 A.M. and after 5 P.M. Monday through Friday, weekends and recognized holidays. Any services provided on Saturdays, Sundays, and recognized holidays will be charged a minimum of four (4) hours. A minimum charge of $80.00 will be assessed for scheduled services that are cancelled while enroute or after our arrival at the project site. On all testing, standby/technician time will be assessed after 30 minutes of standby or waiting for testing to occur.

EXHIBIT E

PROPOSAL AUTHORIZATION
For Construction Materials Testing & Inspection Services
COJ Riverfront Plaza Upland Work Phase I
Jacksonville, Florida
MAE Proposal No. 240020R1

Billing Information:

Company Name: _____

Attention: _____

Company Address: _____

Phone No.: _____ Email: _____

Project Contact Name:
(if different than above)

_____

No. of Reports Required: _____

Additional Reports: Please List Below Any Additional Parties To Receive Reports.

1. _____

_____

No. of Reports Required: _____

2. _____

_____

No. of Reports Required: _____

NOTE: Our fee includes an electronic format (pdf) report for each site visit. One signed and sealed paper copy of the final test report can be submitted upon request. Additional paper copies can be provided at a fee of $10 for each additional copy.
MAE invoices should be received by you by the _____ of each month (date required for your processing)
The Client representative named below has read the General Conditions that are attached and made a part of this proposal and agrees to be bound to the terms of the General Conditions.

Name: _____ Title: _____

Signature: _____ Date: _____

EXHIBIT E

Project Terms & Conditions

1. Hourly rates are portal-to-portal based on testing and inspection services between 7:00 a.m. and 5:00 p.m. Monday through Friday. Time worked prior to 6:00 a.m. and/or after 6:00 p.m., and/or in excess of 8 hours, Monday through Friday, and all hours on Saturdays and Sundays will be charged at 1.5 times the regular rates. Minimum charge for weekend and holiday work will be 4 hours. Standby time will be charged in 0.25-hour increments.
2. A Trip Charge shall be applicable to all trips as per the included MAE Fee Estimate. Parking fees, tolls, etc., necessary to facilitate access to the project's site for inspection or testing will be invoiced at cost.
3. The minimum call-out time for all inspections shall be four (4) hours.
4. All lab tests are quoted per the included MAE Schedule of Fees. Job site samples picked up for testing by our personnel will be charged at the Sample Pick-Up hourly rate and standard mileage rate.
5. A minimum charge of 0.25 hours, per report, shall be applicable at the Project Manager hourly rate for the engineering service of report review, test evaluation, contract administration, and supervision of laboratory and field personnel.
6. We assume no responsibility for storage and/or safekeeping of materials or samples once lab testing is complete unless specifically requested and agreed upon in writing.
7. Rates quoted herein are subject to change upon written notice and are particularly applicable where the duration of construction exceeds one year.
8. Fees are based on furnishing the client with an electronic copy of the final test report that is digitally signed and sealed, including electronic distribution to designated parties, e.g., Architect, Engineer, Owner's Representative, and the General Contractor. One (1) paper version of the electronic report that is physically signed and sealed can be submitted at a cost of $10 per recipient per report. Additional paper copies required by material suppliers, sub-contractors, etc. will be furnished upon receipt of written request at a cost of $10 per copy. Copies of reports will not be issued to anyone without prior approval of our client or his/her representative.
9. Invoices are due and payable upon receipt. Invoices are delinquent if payment has not been received after 30 days from date of invoice and are subject to additional charges.
10. Laboratory soils testing that is requested on an expedited basis will be subject to a 50 percent surcharge. Typical laboratory test turnaround time for standard Construction Materials tests (e.g., Proctor, Plasticity Index, Sieve Analysis) is approximately 48 to 72 hours. Additional time may be necessary depending on condition (wetness) of sample upon receipt in the laboratory.
11. All direct project expenses will be assessed at cost plus 15 percent except as noted in item 2 above.
12. Contaminated samples that require special handing will be subject to a 100 percent surcharge. Client will be responsible for the proper disposal of contaminated samples.
13. A minimum of 24 hours advance notice is requested for scheduling or canceling field inspection or testing services. Field work scheduled with less than 24 hours' notice will be serviced subject to available personnel. Field work cancelled with less than 2 hours' notice will be subject to the minimum charge.
14. Detrimental or unsafe conditions arising in the course of a construction project may interfere with our standards of performance and integrity; we reserve the right to advise our client of these conditions and vacate a location at any time.

PROPOSAL DOCUMENT GENERAL CONDITIONS

Payment – Payment shall be due within 30 days after date of invoice.

Insurance – Meskel & Associates Engineering (MAE) maintains Commercial General Liability with limits of $1,000,000 – per occurrence, $2,000,000 general aggregate, $2,000,000 products and completed operations aggregate. A certificate of insurance can be provided at your request evidencing such coverage. All subcontractors to MAE maintain Workers' Compensation, Employer's Liability with limits of $1,000,000 bodily injury by accident – each accident, $1,000,000 bodily injury by disease – each employee, $1,000,000 bodily injury by disease – policy limit. Workers Compensation coverage is in accordance with the Workers Compensation Law for the State of Florida.

Professional Liability: MAE maintains Professional Liability with limits of $2,000,000 each claim and $3,000,000 aggregate. A certificate of insurance can be provided at your request evidencing such coverage.

Right-of-Entry – Unless otherwise agreed, Client will furnish right-of-entry on the property for MAE to make the planned borings, surveys, and/or exploration. MAE will take reasonable precautions to minimize damage to the property caused by its equipment and sampling procedures, but the cost of restoration or damage which may result from the planned operations is not included in the contracted amount.

Legal Jurisdiction – The parties agree that any actions brought to enforce any provision of this Agreement shall only be brought in a court of competent jurisdiction located in Jacksonville, Duval County, Florida.

Damage to Existing Man-made Objects – It shall be the responsibility of the Owner or his duly authorized representative to disclose the presence and accurate location of all hidden or obscure man-made objects relative to field tests, sampling, or boring locations. When cautioned, advised or given data in writing that reveal the presence or potential presence of underground or overhead obstructions, such as utilities, MAE will give special instructions to its field personnel. As evidenced by your acceptance of this proposal, Client agrees to indemnify and save harmless MAE from all claims, suits, losses, personal injuries, death and property liability resulting from unusual subsurface conditions or damages to subsurface structures, owned by Client or third parties, occurring in the performance of the proposed work, whose presence and exact locations were not revealed to MAE in writing, and to reimburse MAE for expenses in connection with any such claims or suits, including reasonable attorney's fees.

Limitation of Responsibility – Client hereby agrees to the fullest extent permitted by law the Consultant's total liability to Client for any and all injuries, claims, losses, expenses or damages whatsoever arising out of or in any way relating to the project, the site, or this Agreement from any cause or causes including but not limited to the Consultant's negligence, errors, omissions, strict liability, breach of contract, or breach of warranty shall not exceed the greater of the total amount paid by the Client for the services of the Consultant under this contract or $50,000.00, whichever is greater.

Client and the Consultant agree that to the fullest extent permitted by law the Consultant shall not be liable to Client for any special, indirect or consequential damages whatsoever, whether caused by the Consultant's negligence, errors, omissions, strict liability, breach of contract, breach of warranty or other cause or causes whatsoever.

To the fullest extent permitted by law, Client agrees to defend, indemnify, and hold Consultant, its agents, subcontractors, and employees harmless from and against any and all claims, defense costs, including attorneys' fees, damages, and other liabilities arising out of or in any way related to Consultant's reports or recommendations concerning this Agreement, Consultant's presence on the project property, or the presence, release, or threatened release of asbestos, hazardous substances, or pollutants on or from the project property; **provided that** Client shall not indemnify Consultant against liability for damages to the extent caused by the negligence or intentional misconduct of Consultant, its agents, subcontractors, or employees.

Use of Documents – All documents, including but not limited to drawings, specifications, reports, and data or programs stored electronically, prepared by the Consultant are related exclusively to the services described in this Agreement, and may be used only if the Client has satisfied all of its obligations under this Agreement. They are not intended or represented to be suitable for use, partial use or reuse by the Client or others on extensions of this project or on any other project. Any modifications made by the Client to any of the Consultant's documents, or any use, partial use or reuse of the documents without written authorization or adaptation by the Consultant will be at the Client's sole risk and without liability to the Consultant, and the Client shall indemnify, defend and hold the Consultant harmless from all claims, damages, losses and expenses, including but not limited to attorneys' fees, resulting therefrom. The Consultant's electronic files and source code developed in the development of application code remain the property of the Consultant and shall be provided to the Client only if expressly provided for in this Agreement. Any electronic files not containing an electronic seal are provided only for the convenience of the Client and use of them is at the Client's sole risk. In the case of any defects in the electronic files or any discrepancies between them and the hardcopy of the documents prepared by the Consultant, the hardcopy shall govern. Because data stored in electronic media format can deteriorate or be modified without the Consultant's authorization, the Client has 60 days to perform acceptance tests, after which it shall be deemed to have accepted the data.

PURSUANT TO FLORIDA STATUTES SECTION 558.0035 (2013) AN INDIVIDUAL EMPLOYEE OR AGENT OF MAE MAY NOT BE HELD INDIVIDUALLY LIABLE FOR NEGLIGENCE.

Sampling or Testing Location – Unless specifically stated to the contrary, the fees included in this proposal do not include costs associated with professional land surveying of the site or the accurate horizontal and vertical locations of tests. Field tests or boring locations described in our report or shown on our sketches are based on specific information furnished to us by others or estimates made in the field by our technicians. Such dimensions, depths or elevations should be considered as approximations unless otherwise stated in the report.

Sample Handling and Retention – Generally test samples or specimens are consumed and/or substantially altered during the conduct of tests and MAE, at its sole discretion, will dispose (subject to the following) of any remaining residue immediately upon completion of test unless required in writing by the Client to store or otherwise handle the samples. (a) NON HAZARDOUS SAMPLES: At Client's written request, MAE will store test samples and specimens, or the residue thereof for ninety (90) days after submission of MAE's report to Client free of storage charges. After the initial 90 days and upon written request, MAE will store test specimens or samples for a mutually acceptable storage charge and period of time. (b) HAZARDOUS OR POTENTIALLY HAZARDOUS SAMPLES: In the event that samples contain substances or constituents hazardous or detrimental to human health, safety or the environment as defined by federal, state or local statutes, regulations, or ordinances ("Hazardous Substances" and "Hazardous Constituents", respectively), MAE will, after completion of testing and at Client's expense: (i) return such samples to Client; (ii) using a manifest signed by Client as generator, will have such samples transported to a location selected by Client for final disposal. Client agrees to pay all costs associated with the storage, transport, and disposal of such samples. Client recognizes and agrees that MAE is acting as a Bailee and at no time does MAE assume title of said waste.

Discovery of Unanticipated Hazardous Materials – Hazardous materials or certain types of hazardous materials may exist at a site where there is no reason to believe they could or should be present. MAE and Client agree that the discovery of unanticipated hazardous materials constitutes a changed condition mandating a renegotiation of the scope of work or termination of services. MAE and Client also agree that the discovery of unanticipated hazardous materials may make it necessary for MAE to take immediate measures to protect health and safety. MAE agrees to notify Client as soon as practicable should unanticipated hazardous materials or suspected hazardous materials be encountered. Client encourages MAE to take any and all measures that, in MAE's professional opinion, are justified to preserve and protect the health and safety of MAE's personnel and the public. Client agrees to compensate MAE for the additional cost of working to protect employees' and the public's health and safety. In addition, Client waives any claim against MAE, and agrees to defend, indemnify and save MAE harmless from any claim or liability for injury or loss arising from MAE's discovery of unanticipated hazardous materials or suspected hazardous materials. Client also agrees to compensate MAE for any time spent and expenses incurred by MAE in defense of any such claim, with such compensation to be based upon MAE's prevailing fee schedule and expense reimbursement policy relative to recovery of direct project costs.

Force Majeure – MAE shall not be held responsible for any delay or failure in performance of any part of this Agreement to the extent such delay or failure is caused by fire, flood, explosion, war, strike, embargo, government requirement, civil or military authority, acts of God, act or omission of subcontractors, carriers, client or other similar causes beyond its control.

DocuSign Envelope ID: DB17A176-C8B1-4B95-8630-10A5A54C580E

Scope:	03 30 CIP CONCRETE_UPLAND	Company:	Genesis Concrete Structures
Job No:	4400661	Contact:	Rich Ionadi
Project:	COJ Riverfront Plaza Upland Work - Phase I	Phone:	(904) 422-3992
Estimator:	BMM	Email:	richard@genesisconcretestructures.com
Bid Date:	2/29/24 2:00 PM	Lead Times:	REINFORCING STEEL = 8 WKS
		Quote Good for #days?:	90 DAYS
Scope Notes:		Notes:	BOND RATE = 1.5% / SELF-PERFORM, EXCEPT RODBUSTING
		Bid Total :	$5,212,939
		$4,638,463	$5,212,939

HASKELL

Spec	Description	Haskell Quantity	UM	Haskell Estimate U.P.	Haskell Estimate Total Price	C	C U.P.	C Total Price		CARRY U.P.	CARRY Total Price
	BASE BID				-			-	C		-
					-			-	C		-
	FOUNDATIONS, SLAB, AND CIP CONCRETE - CAFÉ				-			3,633,000	C		3,633,000
	CAFE CONCRETE PILECAP - PC3/3A 3.0' THICK				98,149	Y		Incl.	C		Incl.
	CAFE CONCRETE PILECAP - PC4/4A 3.0' THICK				92,340	Y		Incl.	C		Incl.
	CAFE CONCRETE PILECAP - PC4B 3.5' THICK				85,594	Y		Incl.	C		Incl.
	CAFE GRADE BEAM GB-1 - 7'X2.5'				457,089	Y		Incl.	C		Incl.
	CAFE GRADE BEAM GB-2 - 2.5'X2.5'				85,824	Y		Incl.	C		Incl.
	CAFE WALL FOOTING WF3.0X2.5				6,153	Y		Incl.	C		Incl.
	SLAB ON GRADE - S8 - ONE WAY #5 EW				11,119	Y		Incl.	C		Incl.
	SLAB ON GRADE - S8 - ONE WAY #5 EW				11,119	Y		Incl.	C		Incl.
	SLAB ON GRADE - SOG5 - POLISHED CONCRETE WWF 10MIL VAPOR				60,298	Y		Incl.	C		Incl.
	SLAB ON GRADE: 8" SPLASH PAD				197,291	N		w/ Water Equipment	C		w/ Water Equipment
	CAFE UPPER EDGE WALLS - 2'X1'				34,255	Y		Incl.	C		Incl.
	CAFE UPPER KNEE WALLS - 1'X1'				7,448	Y		Incl.	C		Incl.
	CAFE UPPER PLANTER WALLS - 2.5'X1'				39,834	Y		Incl.	C		Incl.
	CAFE WALLS - W12				105,708	Y		Incl.	C		Incl.
	CAFE WALLS - W12A				123,359	Y		Incl.	C		Incl.
	CAFE WALLS - W8				383,618	Y		Incl.	C		Incl.
	CAFE COLUMN C1.0				7,182	Y		Incl.	C		Incl.
	CAFE COLUMN C2.0				27,291	Y		Incl.	C		Incl.
	CAFE ELEVATED SLABS - 12" - S42-02 - DET1				526,965	Y		Incl.	C		Incl.
	CAFE ELEVATED CANTILEVER SLABS - 8" - S42-02 - DET2				145,152	Y		Incl.	C		Incl.
	CAFE CEILING BEAM - CB-4 - 2'X2'				73,987	Y		Incl.	C		Incl.
	CAFE CEILING BEAM - CB-6 - 2'X2'				2,869	Y		Incl.	C		Incl.
	PEDESTRIAN S30-00 DET 1 4'X6'X1.33'				1,438	Y		Incl.	C		Incl.
	PEDESTRIAN S30-00 DET 1 6X2X4.08				2,748	Y		Incl.	C		Incl.
	PEDESTRIAN S30-00 DET 3 2'X6'X7.08'				4,737	Y		Incl.	C		Incl.
	PEDESTRIAN S30-00 DET 3 8'X6'X1.33'				2,465	Y		Incl.	C		Incl.
	PEDESTRIAN BRIDGE COLUMN C3.0				2,979	Y		Incl.	C		Incl.
	PEDESTRIAN BRIDGE ELEVATED SLABS - 8" - S30-00 - DET2				22,656	Y		Incl.	C		Incl.
	ARCHITECTURAL FORMWORK				Incl.	Y		Incl.	C		Incl.
	ADDITIONAL FORMWORK/CONCRETE AT STOREFRONT HEAD CONDITION ALLOWANCE				-	HSK-A		35,000	C		35,000

EXHIBIT E

Scope:	03 30 CIP CONCRETE_UPLAND	Company:	Genesis Concrete Structures
Job No:	4400661	Contact:	Rich Ionadi
Project:	COJ Riverfront Plaza Upland Work - Phase I	Phone:	(904) 422-3992
Estimator:	BMM	Email:	richard@genesisconcretestructures.com
Bid Date:	2/29/24 2:00 PM	Lead Times:	REINFORCING STEEL = 8 WKS
		Quote Good for #days?:	90 DAYS
Scope Notes:		Notes:	BOND RATE = 1.5% / SELF-PERFORM, EXCEPT RODBUSTING
		Bid Total :	$5,212,939
		$4,638,463	$5,212,939

HASKELL

Spec	Description	Haskell Quantity	UM	Haskell Estimate U.P.	Haskell Estimate Total Price	C	C U.P.	C Total Price	CARRY	CARRY U.P.	CARRY Total Price
	FORMWORK LINES PER DOCUMENTS				Incl.	Y		Incl.	C		Incl.
	ARCHITECTURAL WHITE CONCRETE				Incl.	Y		Incl.	C		Incl.
	THICKENED SLABS				Incl.	Y		Incl.	C		Incl.
	FINE GRADING AT BUILDING PAD				Incl.	Y		Incl.	C		Incl.
	SOIL TREATMENT				Incl.	Y		Incl.	C		Incl.
	VAPOR BARRIER				Incl.	Y		4,000	C		4,000
	SLAB REINFORCING				Incl.	Y		Incl.	C		Incl.
	L-SHAPED REINFORCING AT BASE OF CMU WALLS				Incl.	Y		Incl.	C		Incl.
	CUT CONTROL JOINTS				Incl.	Y		Incl.	C		Incl.
	SLAB CURING				Incl.	Y		Incl.	C		Incl.
	CONCRETE SIDEWALKS AT ROOF				Incl.	N		(62,000)	C		(62,000)
	GRAVEL UNDER SIDEWALKS AT ROOF				Incl.	N		w/ Landscape	C		w/ Landscape
	THICKENED ROOF SLABS FOR EQUIPMENT				Incl.	Y		Incl.	C		Incl.
	CIP SONOTUBE FOUNDATIONS AT ROOF				Incl.	Y		Incl.	C		Incl.
	LIGHT POLE SUPPORTS AT ROOF				Incl.	Y		Incl.	C		Incl.
	PTFE SLIDE BEARINGS				Incl.	N		w/ Misc Metals	C		w/ Misc Metals
	DELEGATED DESIGN FOR PTFE SLIDE BEARINGS				Incl.	N		w/ Misc Metals	C		w/ Misc Metals
	ISOLATION JOINTS				Incl.	Y		Incl.	C		Incl.
	EQUIPMENT PADS				Incl.	HSK	$35/SF	3,500	C		3,500
	SET AND FILL BOLLARDS				Incl.	Y		Incl.	C		Incl.
	2" DRAINGE PIPE AT REMOVABLE BOLLARDS				Incl.	HSK-A		9,000	C		9,000
	S7 GRANITE STONE AT REMOVABLE BOLLARDS				Incl.	Y		Incl.	C		Incl.
	RUB AND PATCH - CLASS A FINISH	16,934	SF	4.00	67,736	Y		Incl.	C		Incl.
	INCL. RUB AND PATCH AT WALLS TO RECEIVE WATERPROOFIN	9,710	SF	4.00	38,840	Y		Incl.	C		Incl.
					-			-	C		-
	DEDUCT WHITE PORTLAND CEMENT				Incl.	Y		Incl.	C		Incl.
	FURNISH TITANIUM DIOXIDE TO PIGMENT CONCRETE WHITE	1	LS	780,000.00	780,000	Y		554,000	C		554,000
					-			-	C		-
	FOUNDATIONS - PLAYGROUND EQPT & SHADE STRUCTURES				-			338,000	C		338,000
	CONCRETE FOUNDATIONS: SLIDES				50,600	Y		Incl.	C		Incl.
	CONCRETE MAT FOUNDATION: PLATFORM HOUSE				21,873	Y		Incl.	C		Incl.
	CONCRETE MAT FOUNDATIONS: PLAY STRUCTURES				43,746	Y		Incl.	C		Incl.
	CONC SUPPORTS - PLAYGROUND STRUCTURE - CAGE ROOF - S42-02 DET4				13,368	Y		Incl.	C		Incl.

DocuSign Envelope ID: DB17A176-C8B1-4B95-8630-10A5A54C580E

EXHIBIT E

DocuSign Envelope ID: DB17A176-C8B1-4B95-8630-10A5A54C580E

Scope:	03 30 CIP CONCRETE_UPLAND	Company:	Genesis Concrete Structures
Job No:	4400661	Contact:	Rich Ionadi
Project:	COJ Riverfront Plaza Upland Work - Phase I	Phone:	(904) 422-3992
Estimator:	BMM	Email:	richard@genesisconcretestructures.com
Bid Date:	2/29/24 2:00 PM	Lead Times:	REINFORCING STEEL = 8 WKS
		Quote Good for #days?:	90 DAYS
Scope Notes:		Notes:	BOND RATE = 1.5% / SELF-PERFORM, EXCEPT RODBUSTING
		Bid Total :	$5,212,939
		$4,638,463	$5,212,939

HASKELL

Spec	Description	Haskell Quantity	UM	Haskell Estimate U.P.	Haskell Estimate Total Price	C	C U.P.	C Total Price	CARRY	CARRY U.P.	CARRY Total Price
	CONCRETE FOUNDATIONS: PLAY BRIDGE				4,330	Y		Incl.	C		Incl.
	CONCRETE PIERS: SHADE STRUCTURES				38,255	Y		Incl.	C		Incl.
	CONCRETE FOUNDATIONS: WATER FEATURES - BY OTHERS				28,648	N		w/ Water Equipment	C		w/ Water Equipment
	PYRAMID TOWERS PE-3A & PE-3B FOUNDATIONS - BY OTHERS				Not Incl.	N		w/ Playground Equipment	C		w/ Playground Equipment
	HOGAN STREET SIGNSAGE FOUNDATIONS & BASE	1	LS	8,000.00	8,000	Y		8,000	C		8,000
	FOUNDATIONS FOR PE-7 AND PE-8 AT CAFÉ ROOF	1	LS	3,000.00	3,000	HSK		3,000	C		3,000
	DELEGATED DESIGN FOR HOGAN AND RIVERFRONT SIGNAGE	1	LS	5,000.00	5,000	HSK		5,000	C		5,000
					-			-	C		-
	SITE CONCRETE - UPLAND SECTION				-			-	C		-
	SIDEWALKS				w/ Landscape	N		w/ Landscape	C		w/ Landscape
	CONCRETE STAIRS				w/ Landscape	N		w/ Landscape	C		w/ Landscape
	TURNED DOWN EDGES AT CONCRETE PAVEMENT/SIDEWALKS				w/ Landscape	N		w/ Landscape	C		w/ Landscape
	PV-1 CONCRETE PAVING				w/ Landscape	N		w/ Landscape	C		w/ Landscape
	PV-1A VEHICULAR CONCRETE PAVING				w/ Landscape	N		w/ Landscape	C		w/ Landscape
	PV-2 INTEGRAL COLOR CONCRETE PAVING				w/ Landscape	N		w/ Landscape	C		w/ Landscape
	PV-2A INTEGRAL COLOR VEHICULAR CONCRETE PAVING				w/ Landscape	N		w/ Landscape	C		w/ Landscape
	PV-8 VEHICULAR TACTILE CONCRETE PAVERS				w/ Landscape	N		w/ Landscape	C		w/ Landscape
	4" COMPACTED AGGREGATE BASE				w/ Landscape	N		w/ Landscape	C		w/ Landscape
	6" COMPACTED AGGREGATE BASE				w/ Landscape	N		w/ Landscape	C		w/ Landscape
	WOOD CLAD AMPHITHEATER/TERRACED SEATING SOG & WALLS				Incl.	Y		Incl.	C		Incl.
	FOOTING UNDER STONES/BOULDERS				Incl.	N		w/ Landscape	C		w/ Landscape
	PLANTING BED RAIL FOUNDATIONS (1/L01-36)	95	EA	200.00	19,000	HSK		19,000	C		19,000
	LIGHT POLE FOUNDATIONS - BY OTHERS				w/ Electrical	N		w/ Landscape	C		w/ Landscape
					-			-	C		-
	SITE CONCRETE - MISCELLANEOUS				-			-	C		-
	SAWCUT CONTROL JOINTS				w/ Landscape	N		w/ Landscape	C		w/ Landscape
	PREMOLDED EXPANSION JOINT				w/ Landscape	N		w/ Landscape	C		w/ Landscape
	EXPANSION JOINT BACKER ROD AND SEALANT				w/ Landscape	N		w/ Landscape	C		w/ Landscape
	DECORATIVE CONCRETE PAVING - CLEAR ACRYLIC SEALER				w/ Landscape	N		w/ Landscape	C		w/ Landscape
	F&I SLOT DRAINS AT STAIRS				w/ Landscape	N		w/ Landscape	C		w/ Landscape
					-			-	C		-
	GENERAL				-			-	C		-
	FORMWORK				Incl.	Y		Incl.	C		Incl.

EXHIBIT E

DocuSign Envelope ID: DB17A176-C8B1-4B95-8630-10A5A54C580E

Scope:	03 30 CIP CONCRETE_UPLAND	Company:	Genesis Concrete Structures
Job No:	4400661	Contact:	Rich Ionadi
Project:	COJ Riverfront Plaza Upland Work - Phase I	Phone:	(904) 422-3992
Estimator:	BMM	Email:	richard@genesisconcretestructures.com
Bid Date:	2/29/24 2:00 PM	Lead Times:	REINFORCING STEEL = 8 WKS
		Quote Good for #days?:	90 DAYS
Scope Notes:		Notes:	BOND RATE = 1.5% / SELF-PERFORM, EXCEPT RODBUSTING
		Bid Total :	$5,212,939
		$4,638,463	

HASKELL

Spec	Description	Haskell Quantity	UM	Haskell Estimate U.P.	Haskell Estimate Total Price	C	C U.P.	C Total Price	CARRY	CARRY U.P.	CARRY Total Price
	TEMPORARY SHORING/BRACING				Incl.	Y		Incl.	C		Incl.
	TEMPORARY PROTECTION OF SOG				-	Y		Incl.	C		Incl.
	VDC SITE CONTROL & LAYOUT	1	LS	106,700.00	106,700	HSK		106,700	C		106,700
	LAYOUT AND STAKING				Incl.	Y		Incl.	C		Incl.
	REINFORCING				Incl.	Y		Incl.	C		Incl.
	EXCAVATION AND COMPACTION				Incl.	Y		Incl.	C		Incl.
	BACKFILL				Incl.	Y		Incl.	C		Incl.
	OVER-EXCAVATE PILES	1	LS	85,000.00	85,000	Y		64,000	C		64,000
	RECEIVE, OFFLOAD & INSTALL HM DOOR FRAMES				Incl.	Y		Incl.	C		Incl.
	INSTALL ROOF SAFETY ANCHORS				Incl.	Y		Incl.	C		Incl.
	INSTALL GARDEN NET ANCHORS				Incl.	Y		Incl.	C		Incl.
	INSTALL PARAPET DRAIN BODIES				Incl.	Y		Incl.	C		Incl.
	PLACE EMBEDS AND ANCHOR BOLTS, FURNISHED BY OTHERS				Incl.	Y		Incl.	C		Incl.
	GROUT BASE PLATES				Incl.	Y		Incl.	C		Incl.
	F&I WATERSTOPS				Incl.	Y		Incl.	C		Incl.
	EXPANSION AND ISOLATION JOINTS				Incl.	Y		Incl.	C		Incl.
	CONTROL JOINTS				Incl.	Y		Incl.	C		Incl.
	CONCRETE CHAMFERS AND DROP EDGES WHERE SHOWN				Incl.	Y		Incl.	C		Incl.
	RECESSES AND REVEALS				Incl.	Y		Incl.	C		Incl.
	CONCRETE PUMPING				Incl.	Y		Incl.	C		Incl.
	SET DOOR TRACKS, FURNISHED BY OTHERS				Incl.	Y		Incl.	C		Incl.
	COORDINATION WITH OTHER TRADES				Incl.	Y		Incl.	C		Incl.
	COORDINATE WITH ELECTRICAL FOR CONDUITS AND BOXES WITHIN WALLS				Incl.	Y		Incl.	C		Incl.
	STREET SWEEPING FOR MAJOR POURS				Incl.	Y		Incl.	C		Incl.
	SAFETY RAILS AT OPEN EXCAVATIONS & ELEVATED WORK	1	LS	65,000.00	65,000	Y		31,000	C		31,000
	CONCRETE DUMPSTERS	1	LS	30,000.00	30,000	Y		17,000	C		17,000
	DEWATERING	1	LS	150,000.00	150,000	Y		121,000	C		121,000
	MATERIAL TESTING & INSPECTIONS	1	LS	52,200.00	52,200	HSK		52,200	C		52,200
	SPOILS REMOVAL	1	LS	30,000.00	30,000	HSK		30,000	C		30,000
	KNOX BOX	1	LS	1,500.00	1,500	HSK		1,500	C		1,500
					-			-	C		-
	CUT DOWN EXISTING CONCRETE PILES AT NW CORNER	1	LS	120,000.00	120,000	Y		77,000	C		77,000
	OVER-EXCAVATE PILES				-	Y		Incl.	C		Incl.

EXHIBIT E

Scope:	03 30 CIP CONCRETE_UPLAND	Company:	Genesis Concrete Structures
Job No:	4400661	Contact:	Rich Ionadi
Project:	COJ Riverfront Plaza Upland Work - Phase I	Phone:	(904) 422-3992
Estimator:	BMM	Email:	richard@genesisconcretestructures.com
Bid Date:	2/29/24 2:00 PM	Lead Times:	REINFORCING STEEL = 8 WKS
		Quote Good for #days?:	90 DAYS
Scope Notes:		Notes:	BOND RATE = 1.5% / SELF-PERFORM, EXCEPT RODBUSTING
		Bid Total :	$5,212,939
		$4,638,463	$5,212,939

HASKELL

Spec	Description	Haskell Quantity	UM	Haskell Estimate U.P.	Haskell Estimate Total Price	C	C U.P.	C Total Price	CARRY	CARRY U.P.	CARRY Total Price
	ADDITIONAL MOBILIZATION				-	Y		Incl.	C		Incl.
					-			-	C		-
	STANDALONE VISUAL MOCK-UP *ALLOWANCE*	1	LS	256,000.00	256,000	Y		86,000	C		86,000
	MOCK-UP FOUNDATIONS				Incl.	Y		Incl.	C		Incl.
					-			-	C		-
	ADDENDUM #3 - SMOOTH RUBBED CONCRETE VS. ARCHITECTURAL CONCRETE LOCATIONS				Incl.	Y		Incl.	C		Incl.
	ADDENDUM #3 - PLANTER WALL TYPE REVISIONS AT CAFE ROOF				Incl.	Y		Incl.	C		Incl.
					-			-	C		-
	TAILGATE OR PUMP FOUNDATIONS				-	Y		PUMPING	C		PUMPING
	TAILGATE OR PUMP SOG				-	Y		PUMPING	C		PUMPING
	CURING PLAN				-	Y		SPRAY CURE	C		SPRAY CURE
					-			-	C		-
	QUANTITY OF FOUNDATIONS	670	CY		-	Y		650 CY	C		650 CY
	QUANTITY OF SOG	4,904	SF		-	Y		5,500 SF	C		5,500 SF
	QUANTITY OF ELEVATED SLABS	7,224	SF		-	Y		8,100 SF	C		8,100 SF
	QUANTITY OF CIP WALLS	9,710	SF		-	Y		25,000 SF	C		25,000 SF
	QUANTITY OF CONCRETE PAVING AND SIDEWALKS	88,692	SF		-	Y		90,000 SF	C		90,000 SF
					-			-	C		-
	TOTAL LABOR HOURS				-	N		Not Incl.	C		Not Incl.
	SCHEDULE DURATION				-	Y		41 WKS	C		41 WKS
	CERTIFIED JSEB				-	N		Not Incl.	C		Not Incl.
					-			-	C		-
	Wage Type										
	Small/Minority Business Type										
	Addenda ___ Through ___										
	SUBTOTAL				4,638,463	Y		5,135,900	Y		5,135,900
	Sales Tax	7.50%				N		Included Above	N		Included Above
	Sub/Vendor Bond	1.20%				Y	1.50%	77,039	Y	1.50%	77,039
	TOTAL				$ 4,638,463			$ 5,212,939			$ 5,212,939
	6" COMPACTED GRAVEL UNDER SOG							19,000			
	Alternate "2"										
	Alternate "3"										
	Alternate "4"										

DocuSign Envelope ID: DB17A176-C8B1-4B95-8630-10A5A54C580E

EXHIBIT E

DocuSign Envelope ID: DB17A176-C8B1-4B95-8630-10A5A54C580E

Scope:	03 30 CIP CONCRETE_RIVERWALK	Company:	Genesis Concrete Structures
Job No:	4400661	Contact:	Rich Ionadi
Project:	COJ Riverfront Plaza Upland Work - Phase I	Phone:	(904) 422-3992
Estimator:	BMM	Email:	richard@genesisconcretestructures.com
Bid Date:	2/29/24 2:00 PM	Lead Times:	REINFORCING STEEL = 8 WKS
		Quote Good for #days?:	90 DAYS
Scope Notes:		Notes:	BOND RATE = 1.5% / SELF-PERFORM, EXCEPT RODBUSTING
		Bid Total :	$22,500 / $18,270 / $18,270

HASKELL

Spec	Description	Haskell Quantity	UM	Haskell Estimate U.P.	Haskell Estimate Total Price	C	C U.P.	C Total Price	CARRY	CARRY U.P.	CARRY Total Price
	BASE BID				-			-	C		-
					-			-	C		-
	SITE CONCRETE - RIVERWALK SECTION				-			-	C		-
	PV-1 CONCRETE PAVING				w/ Landscape	N		w/ Landscape	C		w/ Landscape
	PV-1A VEHICULAR CONCRETE PAVING				w/ Landscape	N		w/ Landscape	C		w/ Landscape
	PV-2A INTEGRAL COLOR VEHICULAR CONCRETE PAVING				w/ Landscape	N		w/ Landscape	C		w/ Landscape
	4" COMPACTED AGGREGATE BASE				w/ Landscape	N		w/ Landscape	C		w/ Landscape
	6" COMPACTED AGGREGATE BASE				w/ Landscape	N		w/ Landscape	C		w/ Landscape
	RIVERFRONT SIGNAGE	1	LS	22,500.00	22,500	Y		18,000	C		18,000
	RIVERFRONT SIGNAGE FOOTING				Incl.	Y		Incl.	C		Incl.
					-			-	C		-
	Wage Type										
	Small/Minority Business Type										
	Addenda ___ Through ___										
	SUBTOTAL				22,500	Y		18,000	Y		18,000
	Sales Tax	7.50%				N		Included Above	N		Included Above
	Sub/Vendor Bond	1.20%				Y	1.50%	270	Y	1.50%	270
	TOTAL				$ 22,500			$ 18,270			$ 18,270
	6" COMPACTED GRAVEL UNDER SOG							19,000			
	Alternate "2"										
	Alternate "3"										
	Alternate "4"										

EXHIBIT E

DocuSign Envelope ID: DB17A176-C8B1-4B95-8630-10A5A54C580E

EXHIBIT E

GENESIS
CONCRETE STRUCTURES

Project : **COJ Riverfront plaza**
Date : 03/12/2024

Concrete Proposal

Price: $6,478,000.00

- **Deduct breakout of White admixture 55Lbs per cy: $554,000.00**
- **Add unit cost of HVAC/Mech pads: $35.00/SF**
- **Deduct for vapor barrier: $4,000.00**
- **Add for Chipping of piles at existing $77,000.00**
- **Add for Dewatering: $121,000.00**
- **Add for Over excavating foundation: $64,000.00**
- **Add for CIP riverfront sign structure: $18,000.00**
- **Add for concrete dumpsters: $17,000.00**
- **Add for safety rails around elevated structures: $31,000.00**
- **Deduct breakout for marked sidewalk: $62,000.00**

Here is the note from the supplier: *WHITE CEMENT IS NOT INCLUDED IN THIS QUOTE. ARGOS IS Purposing USE OF TITANIUM DIOXIDE. MOCK*

POURS WILL BE REQUIRED TO ENSURE APPROVAL OF COLOR. BASED ON A 5500 PSI 50% CEMENT 50% SLAG
MIX DESIGN THE COLOR WILL BE PRICED AT $11.00 PER LB AND THE DOSAGE RATE COULD VARY BETWEEN
16-55LBS PER YARD. BASED ON 35LB PER YARD THE COST OF THE COLOR ALONE WOULD BE $385.00/YD. MICRO SILICA IS NOT INCLUDED IN THIS QUOTE. ARGOS IS USING TYPE IL CEMENT. TYPE I/II IS NOT AVAILBLE IN THIS MARKET. IF ADDITONAL COLORS ARE NEEDED PLEASE CALL FOR PRICING. ½" AGGREGATE
IS NOT AVAILABLE IN THIS MARKET. IF SHRINKAGE/MATERIAL OR CHLORIDE ION TESTING IS NEEDED PLEASE
CALL FOR PRICING.

SCOPE OF WORK

1. Furnish/install concrete - 55lb per cy Titanium dioxide**
2. Furnish/install reinforcing
3. Excavation and backfill for our footers using on site material to backfill
4. Formwork material and labor for our scope
5. All pumping required for our work
6. Place and finish for all concrete work

DocuSign Envelope ID: DB17A176-C8B1-4B95-8630-10A5A54C580E

EXHIBIT E

GENESIS
CONCRETE STRUCTURES

7. Concrete pile caps
8. Concrete grade beams
9. Concrete abutment wall foundations
10. Concrete wall footer
11. Concrete play tower pads
12. Concrete columns
13. Concrete walls
14. Concrete retaining walls
15. Cast in place concrete bridge and café slab
16. Concrete stem wall and planter walls on café slab
17. Concrete curb haunch on café slab
18. Concrete beam
19. Concrete curtain wall
20. Concrete slab on grade
21. Protection for polished slab on grade from shoring
22. Concrete slab on grade on the café
23. Concrete piers
24. Concrete shade structures
25. Concrete steps on grade
26. Concrete paving 4", 8" normal and charcoal colored
27. Visual mock up

General Exclusions:

1. Masonry work & material(masonry rebar)
2. Concrete pavers
3. Special admixtures not mentioned
4. Major Dewatering- well point systems (rainwater dewatering included)
5. Precast Concrete work or material
6. Imported fill/ stone sub base & Haul off of spoils
7. Site concrete not mentioned

Thank you,

Richard Ionadi

Genesis Concrete Structures

904-422-3992

www.genesisconcretefl.com

DocuSign Envelope ID: DB17A176-C8B1-4B95-8630-10A5A54C580E

EXHIBIT E

GENESIS
CONCRETE STRUCTURES

Follow us on Instagram: www.instagram.com/genesisconcrete

DocuSign Envelope ID: DB17A176-C8B1-4B95-8630-10A5A54C580E

EXHIBIT E

ARGOS

Archer Western / Bowman Concrete / NAVFAC

Re: **TYPE IL (10) BLENDED CEMENT**

Although concrete is among the most sustainable construction material choices, particularly when life cycle impacts are factored in, since so much concrete is used around the world each year even modest improvements to cement sustainability attributes can have a significant benefit. Portland-limestone cements are a newer technology for the US, although they have been used in Europe and other places around the world since the 1960s. This technology has been introduced primarily for environmental reasons: Portland-limestone cements offer similar performance to Type I/II portland cements, but with about 10% lower CO2 footprint. TYPE IL is manufactured with the same materials, additives, equipment, and quality control/quality assurance measures as Type I/II cement and is manufactured to produce equivalent performance. This facilitates the IL PLC use as a one-to-one substitution for Type I/II cement.

Approvals

Argos IL PLC exceeds AASHTO M 240 and ASTM C595 for Type IL and is approved by the Department of Transportation of most states. It also meets the requirements of ASTM C1157. The use of this cement type is allowed in the following codes and specifications:

- ACI 301 Specifications for Structural Concrete
- ACI 318 Building Code Requirements for Structural Concrete
- ACI 350.5 Specifications for Environmental Concrete Structures
- ASTM C94 Standard Specification for Ready Mixed Concrete

Type IL is accepted by the U.S. Department of Transportation's Federal Highway Administration (FHWA), Florida Department of Transportation (FDOT), Federal Aviation Administration (FAA).

DocuSign Envelope ID: DB17A176-C8B1-4B95-8630-10A5A54C580E

EXHIBIT E

ARGOS

Sulfate Exposure

Argos Type IL PLC cement meets the requirements for ASTM C595 and C1157 Type MS, and has been shown to meet the requirements of the American Concrete Institute (ACI) 318-14 for S1 exposure class.

- 0.03% expansion at 180-day with 22% ash for ASTM C1012.
- 0.06% expansion at 180 test-day for ASTM C1012 (see ACI 318-14 Table 19.3.2.1 Footnote 3).

Heat of Hydration and Fineness

Heat generation and strength gain are equivalent in Argos Type IL PLC and I/II MH cements. Type IL PLC cement has higher fineness than Type I/II cement as measured by the Blaine Test (ASTM C204). However, limestone creates a "false Blaine" since it is easier to grind and not representative of the true clinker fineness.

Fresh Concrete Properties with PLC

Workability	Increase
Bleeding	Decrease (because of higher surface area)
Set Times	Equal

Hardened Concrete Properties with PLC

1 day strength slightly higher than OPC
28 day slightly higher or equal than OPC
90 day+ strength equal to OPC

Sustainability

When compared to a wide range of other materials, cement and concrete have relatively low embodied energy and embodied CO2 contents, on a mass basis. However more concrete is used annually than any other man-made material, by a factor of about 10. Thus, it is important to look for improvements in concrete sustainability.

Even though the relative CO2 and embodied energy are low, the high volume of cement/concrete produced every year leads to relatively high CO2 footprint.

DocuSign Envelope ID: DB17A176-C8B1-4B95-8630-10A5A54C580E

EXHIBIT E

ARGOS

The use of portland-limestone blended cements can reduce the CO2 footprint by about 10 to 12% on average.

Argos Type IL cement has been used in nearly every application such as: shotcrete, mass concrete, FDOT bridge decks, self-consolidating concrete, and high strength concrete.

The following are a few of the projects in which Argos has used the Type IL cement:

- FDOT-Gateway Expressway Project (Contract #E7J46); All classes of FDOT Concrete
- FDOT-Suncoast Parkway Project (Contract E8P97); All classes of FDOT Concrete;
- 815 Water Street, Tampa; High Rise Condo Project; High Strength Concrete (10,000 psi)
- Brooksville Mooring Pad; Florida Army National Guard; FAA P501 650 Flex Mix
- St Petersburg Pier Project; Self Consolidating Concrete; Corrosion Inhibitor
- Tampa International Airport; 650 Flex Mix

ARGOS FLORIDA TYPE IL (10) CEMENT is a 10% limestone product with T-I/II portland cement and is guaranteed when shipped, to meet the requirements of ASTM C595. ASTM C1157 and AASHTO M 240 (FDOT Section 921) for Blended Hydraulic Cements.

Respectfully,

Stephen D. Wilcox

Stephen D. Wilcox
Cement Technical Director
Argos Cement LLC
swilcox@argos-us.com
678-451-8657

DocuSign Envelope ID: DB17A176-C8B1-4B95-8630-10A5A54C580E

EXHIBIT E

Florida Department of Transportation

RICK SCOTT
GOVERNOR

605 Suwannee Street
Tallahassee, FL 32399-0450

MIKE DEW
SECRETARY

August 13, 2018

MATERIALS BULLETIN NO. 11-18
DCE MEMORANDUM NO. 17-18
(FHWA Approved: 8/13/2018)

TO: **DISTRICT MATERIALS AND RESEARCH ENGINEERS**
DISTRICT CONSTRUCTION ENGINEERS

FROM: Timothy Ruelke P.E., Director, Office of Materials
David A. Sadler, P.E., Director, Office of Construction

COPIES: Courtney Drummond, Amy Tootle, Bob Burleson, Ananth Prasad, Nick Finch, Rafiq Darji, Jose Armenteros, Richard DeLorenzo, Patrick Carlton, Thomas Frank

SUBJECT: **ARGOS CEMENT NEWBERRY PLANT (CMT09)**

The Argos Cement Plant in Newberry, FL is producing a new cement identified as Type IL. The Type IL is a blended cement and may incorporate up to 15% limestone. Argos will target a 10% replacement of limestone. This blended cement will be designated as Type IL (10) indicating 10% limestone has been added and is in compliance with AASHTO M240 or ASTM C595.

The Type IL cement has been tested by Argos and verified by the State Materials Office with no difference in performance when compared to the current Argos, Type I/II cement. The clinker used to produce the currently produced Type I/II cement will continue to be used to produce the Type IL. No other changes to the cement will occur other than about 10% limestone will be added to the clinker at the finish mill. With the approval of the Type IL cement, the Department will accept the Type IL cement as a substitute in currently approved Argos concrete mix designs.

The following exceptions to this bulletin, identified here, will require the standard mix design approval process in order to switch from Type I/II to Type IL cement;

1. Approved mix designs requiring Surface Resistivity Test values
2. Approved Self-Consolidating Concrete (SCC) mix designs
3. Approved Flowing Concrete mix designs

This memorandum does not waive any specification requirements but simply allows for the substitution of IL into currently approved mix designs.

Should you have any questions please contact Jose Armenteros, State Materials Office 352-955-6666, or Pat Carlton, State Materials Office 352-955-6676.

TR/ja

DocuSign Envelope ID: DB17A176-C8B1-4B95-8630-10A5A54C580E

Scope:	03 35 POLISHED CONCRETE				Company:	N FL CONCRETE FLOORING & STAINING						
Job No:	4400661				Contact:	Marvin McGhee						
Project:	COJ Riverfront Plaza Upland Work - Phase I				Phone:	(904) 898-4751						
Estimator:	BMM				Email:	estimatesdept@nflconcreteflooring.com						
Bid Date:	2/29/24 2:00 PM				Lead Times:	3 DAYS						
					Quote Good for #days?:	90 DAYS						
Scope Notes:					Notes:	BOND RATE = 3% ///WRONG SF AND DID NOT SEE ADDENDUM #1 SPECS; REVISING						
					Bid Total :	$26,126					$26,126	
					$24,180							
Spec	Description	Haskell Quantity	UM	Haskell Estimate		B			CARRY			
				U.P.	Total Price		U.P.	Total Price			U.P.	Total Price
	BASE BID				-			-	B			-
					-			-	B			-
096119.0100	POLISHED CONC FLOOR	4,826	SF	6.00	28,956		4,107 SF	16,428	B			16,428
	LEVEL BID FOR SQUARE FOOT AREA				-		843 SF	3,697	B			3,697
	GRINDING; WALK-BEHIND W/ DUST EXTRACTION				Incl.	Y		Incl.	B			Incl.
	EDGE GRINDING; HAND-HELD				Incl.	Y		3,500	B			3,500
	50 GRIT MIN. GRINDING				Incl.	Y		Incl.	B			Incl.
	CONCRETE HARDENER/DENSIFIER				Incl.	Y		Incl.	B			Incl.
	POLISHING; LEVEL 2, LOW SHEEN, 400 GRIT				Incl.	Y		Incl.	B			Incl.
	STAIN REPELLANT				Incl.	Y		Incl.	B			Incl.
	JOINT FILLER	550	LF		Incl.	Y	1,300 LF	Incl.	B			Incl.
	DEDUCT POLISHED CONCRETE AT MECH/PUMP B108, ACID B10	(796)	SF	6.00	(4,776)	N	729 SF	Not Incl.	B			Not Incl.
	PROTECTION OF CURTAIN WALL SYSTEM				-	Y		Incl.	B			Incl.
					-			-	B			-
	FIELD SAMPLES				-			1,200	B			1,200
	FIELD SAMPLE PANELS; 3 SETS, FULL-SCALE, 48"X48" MIN.				Incl.	Y		Incl.	B			Incl.
	KEPT ON SITE DURING CONSTRUCTION				Incl.	Y		Incl.	B			Incl.
	DEMOLISH AND REMOVE				Incl.	Y		Incl.	B			Incl.
					-			-	B			-
	MOCK-UP *ALLOWANCE*				-			500	B			500
	MOCK-UP; 100 SF (PART OF COMPLETED WORK)				Incl.	Y		Incl.	B			Incl.
					-			-	B			-
	WARRANTY				-			-	B			-
	10 YEAR ON MATERIAL				Incl.	Y		Incl.	B			Incl.
	10 YEAR ON LABOR				Incl.	Y		Incl.	B			Incl.
	JOINTLY SIGNED				Incl.	Y		Incl.	B			Incl.
					-			-	B			-
	MANUFACTURER				-	Y		RETRO PLATE 99	B			RETRO PLATE 99
	TOTAL LABOR HOURS				-	Y		135 HRS	B			135 HRS
	CERTIFIED JSEB				-	N		Not Incl.	B			Not Incl.
					-			-	B			-
	FLOOR PROTECTION				-	Y		4,107	B			4,107
					-			-	B			-
	DEDUCT POLISHED CONCRETE AT MECH/PUMP B108, ACID B109, & CHLORINE B110				-	Y		(3,616)	B			(3,616)

EXHIBIT E

DocuSign Envelope ID: DB17A176-C8B1-4B95-8630-10A5A54C580E

Scope:	03 35 POLISHED CONCRETE				Company:	N FL CONCRETE FLOORING & STAINING						
Job No:	4400661				Contact:	Marvin McGhee						
Project:	COJ Riverfront Plaza Upland Work - Phase I				Phone:	(904) 898-4751						
Estimator:	BMM				Email:	estimatesdept@nflconcreteflooring.com						
Bid Date:	2/29/24 2:00 PM				Lead Times:	3 DAYS						
					Quote Good for #days?:	90 DAYS						
Scope Notes:					Notes:	BOND RATE = 3% ///WRONG SF AND DID NOT SEE ADDENDUM #1 SPECS; REVISING						
					Bid Total :	$26,126				$26,126		
					$24,180							
Spec	Description	Haskell Quantity	UM	Haskell Estimate		B			CARRY			
				U.P.	Total Price		U.P.	Total Price		U.P.	Total Price	
					-			-	B		-	
	Wage Type											
	Small/Minority Business Type											
	Addenda ___ Through ___											
	SUBTOTAL				24,180	Y		25,816	Y		25,816	
	Sales Tax	7.50%				N		Included Above	N		Included Above	
	Sub/Vendor Bond	1.20%				Y		310	Y		310	
	TOTAL				$ 24,180			$ 26,126			$ 26,126	
	Alternate "1"											
	Alternate "2"											
	Alternate "3"											
	Alternate "4"											

EXHIBIT E

EXHIBIT E

Bid Proposal: Polished Concrete

Printed on Mar 8, 2024 at 3:34 PM EST

COJ Riverfront Plaza Upland Work - Phase I

2 Independent Drive, Jacksonville, FL 32202, United States of America

Sent proposal revision #3: $21,628

Submitted Mar 8, 2024 at 3:23 PM EST

N FL CONCRETE FLOORING & Staining Inc
5850 Macy Avenue, Jacksonville, FL 32211, United States of America
Marvin McGhee | President | +1 904-898-4751 | +1 904-437-7527 | estimatesdept@nflconcreteflooring.com

Line Items

Description	Quantity	Unit Cost	Total Cost
Polished Concrete			$16,428
Field Sample Panels			$1,200
Mock-Up			$500
ADDITIONAL ITEMS:			
Hand Grinding / Polishing			$3,500
Base Bid			**$21,628**

Alternates

Deduct to remove polished concrete floors from Mech/Pump Room B108, Acid B109, and Chlorine B110	-$3,616
Add to furnish and install epoxy floor, per specification section 09 6116, in Mech/Pump Room B108, Acid B109, and Chlorine B110	$3,950
Protection of completed floor using temporary covering recommended by manufacturer	$4,107

Inclusions

POLISHED CONCRETE:	
Grinding; walk-behind machine with not less than 600 lbs. of down pressure, with dust extraction equipment	Yes
Hand-held edge grinding equipment	Yes
50 grit minimum grinding	Yes
Concrete hardener/densifier	Yes
Polishing; level 2, low sheen, 400 grit	Yes
Stain repellant	Yes
Joint filler at polished concrete floors	Yes

powered by BUILDINGCONNECTED

COJ Riverfront Plaza Upland Work - Phase I

2 Independent Drive, Jacksonville, FL 32202, United States of America

FIELD SAMPLE PANELS:

Field sample panels; 3 sets, full-scale, 48"x48" minimum	Yes
To be kept on site during construction duration	Yes
Demolish and remove when directed	Yes

MOCK-UP:

Mock-up; 100 square feet at project site (may be part of completed work)	Yes

WARRANTY:

Manufacturer's standard 10 year warranty for material	Yes
Certified applicator's standard 10 year warranty for labor	Yes
Warranties jointly signed	Yes

Scope-Specific Information and Unit Costs

Please specify total square foot included	4107
Please specify total linear foot of joint filler included	1300
Please specify manufacturers	retro plate 99

General Acknowledgments

PLEASE REVIEW AND ACKNOWLEDGE THE FOLLOWING GENERAL REQUIREMENTS:

All Bids shall remain valid for a minimum of 90 days from the date submitted.		Yes
Did Subcontractor review the schedule?		Yes
Do you have any comments or concerns with schedule?	NO	
Please note your EMR Rate	1.0	
All Subcontractors will be required to participate in Haskell's safety program "SafeMatters" There is a $40 fee per employee to register in this program. This shall be included in your proposal for each employee that will be working on the jobsite.		Yes
Haskell's insurance requirements are noted in Section 10 of the Subcontract Terms and Conditions. Subcontractor has reviewed these requirements and confirms they can meet them as stated.		Yes
Subcontractor confirms they have reviewed the Haskell standard Contract Terms and Conditions and accepts them as written or has provided a list of requested changes with their proposal.		Yes

EXHIBIT E

COJ Riverfront Plaza Upland Work - Phase I

2 Independent Drive, Jacksonville, FL 32202, United States of America

Haskell's Code of Safe Practices is included with the bid documents and is Haskell's standard safety requirements for all Subcontractors. Subcontractor confirms it has reviewed and accepts these terms as written or has provided a list of requested changes with their proposal.	Yes
Subcontractor confirms they have reviewed the BIM Subcontract Attachment and accepts these terms as written or has provided a list of requested changes with their proposal.	Yes
Subcontractor has included and is responsible for all Sales and Use taxes for the project location.	Yes

ADDENDA AND RFI:

Please acknowledge receipt and inclusion of Addendum #1 dated February 22, 2024, and Addendum #2 dated February 28, 2024, into your pricing proposal.	Yes
Please confirm you received and reviewed RFI responses #1 through 96	Yes

LEAD TIME:

Do any of your materials have long lead times?	No
Please specify lead times for materials, specifically long lead items.	72 HOURS

INFLATION/ESCALATION:

What inflation/escalation percentages are you carrying, if any?	none

LABOR HOURS:

Please provide total labor hours for this project.	135

Bond Information

What is your bond rate?	3 %

Labor Rates

Please note hourly rates for your employees or crews on a separate attachment.	$25 /per hour

ADDITIONAL ITEMS:

Forman	$28/per hour
Lead tech x 2	$50 /per hour
labors 1	$15 /per hour

Certifications

Do you represent a certified JSEB (Jacksonville Small Emerging Business)?	No

EXHIBIT E

Bid Proposal: Polished Concrete

Printed on Mar 8, 2024 at 3:34 PM EST

COJ Riverfront Plaza Upland Work - Phase I

2 Independent Drive, Jacksonville, FL 32202, United States of America

Disclaimers and Clarifications

SUBCONTRACTOR SHALL REVIEW AND INCORPORATE THE FOLLOWING BID REQUIREMENTS WITH THEIR PROPOSAL:

All Bids shall remain valid for a minimum of 90 days from the date submitted.

All bidders must complete the Haskell online Vendor Qualification Form. This will be required prior to any awards on the project and help us gauge the qualifications of bidders. To fill out this form, bidders must go to this website: http://www.haskell.com/subcontractors, and click on the link in the center of the page labeled "Vendor Management System".

A preliminary project schedule was provided with the bid documents. Subcontractor is responsible for reviewing this schedule and submitting a bid with the manpower and hours required to meet the schedule. If Subcontractor has any objections with the schedule, they shall clearly note these within their proposal.

Subcontractor shall furnish all necessary labor, insurance, materials, supervision, services, tools, equipment, transportation, hoisting, shop drawings, samples and all other services necessary to fully perform and complete the Work required by this Subcontract.

Subcontractor is responsible for all equipment necessary for hoisting and offloading material required for this scope of work as well as elevated access for their work.

Warranty period is one year for labor, materials, and equipment from the project substantial completion date, excluding any manufacturer warranties that may extend beyond this period. Warranties shall commence at Substantial Completion only, not delivery, start-up or other earlier dates.

Subcontractor is responsible for daily clean-up of their work. Daily clean up shall mean "broom clean" of the area(s) being worked, regardless of area size, and leaving area with materials, tools, and equipment neatly straightened/organized. All brooms, scoops, garbage transport containers, or other accessories, necessary for clean-up of this scope, are the responsibility of this scope. For failure to clean up daily or maintain housekeeping standards, Haskell will provide a 24 hour warning prior to backcharging Subcontractor for participation in composite clean-up crew or may employ cleaning services at Subcontractor's expense.

Additional Information

Notes

Mr. Brent let me know if you require anything else from me.

Attachments

coj2.pdf (84 KB)

powered by BUILDINGCONNECTED

DocuSign Envelope ID: DB17A176-C8B1-4B95-8630-10A5A54C580E

EXHIBIT E

Bid Proposal

N.FL. Concrete, Flooring & Staining Inc
5850 Macy Ave
Jacksonville, FL 32211
Office Phone: (904)238-8468
Mobile Phone: (904) 8984751
estimatesdept@nflconcreteflooring.com

Bid Proposal Number: E240227644
Bid Proposal Date: 02/27/2024
Payment Terms: Material Draw is due upon approval of Bid Proposal
Bid Proposal Amount: 29,685.00

Billing Address
The Haskell Company
111 Riverside Ave
Jacksonville, FL 32202
Office Phone: 9044777716
brent.mcmaster@haskell.com

Job Site
COJ Riverfront Upland Work -Phase 1
2 Independant Dr
Jacksonville, FL 32202

Item #	Item Name	S.F.	S.F Price	Total
1610	Concrete Polishing System A polishing system using a series of metal diamond pucks shall be utilized to achieve a 400 girt polishing effect free from scratches, swirl marks consisted with industry standards for class A polishing system. Follow all step per system manufacture.	4,107.00	4.00	16,428.00
1642	Concrete Polishing System (Edge) Using a 10" polishing edger to achieve a consisting polish system	1.00	3,500.00	3,500.00
1037	Densifier Retro Plate 99 densifier shall be used conforming to manufacture specifications	4,107.00	0.00	0.00
1523	Sample Cost of sample will be deducted from total bid cost if we are awarded project. Sample consist of all steps that will be performed on project. Markup will be an area that client designates.	1.00	1,700.00	1,700.00
1644	Additional (Floor Covering) Note: ONLY IF CLIENT DESIRE FLOOR PROCTION ONCE COMPLETE	4,107.00	1.00	4,107.00
1430	Commercial Epoxy System (SL1100) Fast dry industrial epoxy (SL1100) shall be used for a quick turn around on project.	790.00	5.00	3,950.00

EXHIBIT E

Comments:

N.FL. Concrete, Flooring & Staining Inc. provides a detailed bid to ensure complete transparency to all potential clients.

Bid Includes all materials, equipment owned or rented, and labor unless otherwise noted to ensure every project is completed in a clean, timely, and professional manner.

Let it be understood that delays such as rain, supply chain issues, death, acts of God, or those in the sole control of the contractor are beyond the control of N.FL. Concrete, Flooring & Staining. However, we assure you that we shall do everything in our power to fulfill our agreement as we value the trust you have placed in us to improve your property.

Please be advised, that all credit card payments include a 3.5% convenience fee

N.FL. Concrete, Flooring & Staining Inc.

Subtotal:	$ 29,685.00
Bid Proposal Amount	**$ 29,685.00**

EXHIBIT E

Electronic Contract Agreement :

DISCLAIMER: PLEASE READ TERMS & CONDITIONS BEFORE ACCEPTING BID*

By submitting your approval, you are consenting to have N.FL. Concrete Flooring & Staining make improvements to your property.

You are confirming that you are the property owner or agent of the owner with permission to approve such improvements.

You are confirming that upon application of the first coat of sealer, balance shall be paid on the same day unless otherwise expressed in writing (NO EXCEPTIONS!)

You are confirming that you understand that stamped concrete, stained concrete, epoxy coatings, metallic flooring, flake systems, concrete overlays, and custom flat work are all man's work of art, not manufactured products.

NOT ALL STAIN COLOR VARIATIONS OR METALLIC MARBLING will come out as an exact match to any photos of our past projects or another photo or work you may have seen in person. This is due to conditions that are outside of our control (i.e., condition of concrete slab, fine dust, bugs, hair, etc.). **Note: We DO NOT move ANY appliances**

You are confirming that if an issue arises beyond the 2-percentage allowance after all payments have been rendered, we have up to 60 days to correct any and all concerns you may have, but the Owner or a representative of the company will come to address your complaint within 72 hours.

Forms of payment accepted are checks, cash & credit cards *Not: if a credit card is used, a 3.5% convenience fee will be charged*
ALL SALES ARE FINAL NO CHARGE BACKS OR DISPUTE .

Your electronic approval acts as your signature to a binding contract.

If you don't agree with these terms and conditions, please DO NOT CLICK Approve.

DocuSign Envelope ID: DB17A176-C8B1-4B95-8630-10A5A54C580E

Scope:	04 20 MASONRY	Company:	EK BIRKEN MASONRY
Job No:	4400661	Contact:	ERIC KELLY
Project:	COJ Riverfront Plaza Upland Work - Phase I	Phone:	904.805.3770
Estimator:	BMM	Email:	ERIC@EKBMASONRY.COM
Bid Date:	2/29/24 2:00 PM	Lead Times:	
		Quote Good for #days?:	60
Scope Notes:		Notes:	BOND RATE = 1.5%
		Bid Total :	$269,673
		$49,965	$269,673

HASKELL

Spec	Description	Haskell Quantity	UM	Haskell Estimate U.P.	Haskell Estimate Total Price	B	B U.P.	B Total Price	CARRY	CARRY U.P.	CARRY Total Price
	BASE BID				-			158,975	B		158,975
042200.1330	N40 NON-FIRE RATED 8" CMU TO STRUCTURE ABOVE (16' HT)	160	SF	26.69	4,270	Y		Incl.	B		Incl.
042200.1335	N42 2-HR RATED 8" CMU TO STRUCTURE ABOVE (16' HT)	160	SF	26.69	4,270	Y		Incl.	B		Incl.
042200.1340	N47 NON-FIRE RATED 8" CMU STRETCHER UNITS TO STRUCTUF	820	SF	26.69	21,886	Y		Incl.	B		Incl.
042200.1345	N48 NON-FIRE RATED 4" CMU STRETCHER UNIT TO STRUCTURI	320	SF	26.69	8,541	Y		Incl.	B		Incl.
040523.1310	CONTROL JOINT - PVC - AT INTERSECTIONS AND ENDS OF MAS	36	LF	5.38	194	Y		Incl.	B		Incl.
040523.0100	TIES & COLUMN ANCHORS - MASONRY	36	EA	43.11	1,552	Y		Incl.	B		Incl.
032500.0110	#5 NON-FERROUS REINFORCING FOR VERTICAL MASONRY	288	LF	4.00	1,152	Y		Incl.	B		Incl.
032200.0000	9 GAGE LADDER REINFORCING FOR HORIZONTAL MASONRY 50	5	EA	160.00	800	Y		Incl.	B		Incl.
466123.0088	PLACE & GROUT - MASONRY	1,460	SF	5.00	7,300	Y		Incl.	B		Incl.
					-			-	B		-
	N48 4" CMU STRETCHER UNITS AT MOCK-UP *ALLOWANCE*	175	SF		-	HSK-A		-	B		-
					-			-	B		-
	SET HMD FRAMES				-	Y		Incl.	B		Incl.
	BULLNOSE CMU AT EXPOSED CORNERS				-	A		5,000	B		5,000
	ALL CMU TO STRUCTURE ABOVE				-	Y		Incl.	B		Incl.
	TOP OF WALLS CLIPS AN ANCHORAGE				-	Y		Incl.	B		Incl.
	CLEANING OF MASONRY UNITS				-	Y		Incl.	B		Incl.
	POINT AND PATCH				-	Y		Incl.	B		Incl.
	TASK LIGHTING				-	HSK-A		2,500	B		2,500
					-			-	B		-
	TRASH ENCLOSURE *ALLOWANCE*				-	HSK-A		100,000	B		100,000
					-			-	B		-
	Wage Type										
	Small/Minority Business Type										
	Addenda ___ Through ___										
	SUBTOTAL				49,965	Y		266,475	Y		266,475
	Sales Tax	7.50%				N		Included Above	N		Included Above
	Sub/Vendor Bond	1.20%				Y		3,198	Y		3,198
	TOTAL				$ 49,965			$ 269,673			$ 269,673
	Alternate "1"										
	Alternate "2"										
	Alternate "3"										

EXHIBIT E

DocuSign Envelope ID: DB17A176-C8B1-4B95-8630-10A5A54C580E

Scope:	04 20 MASONRY				Company:	EK BIRKEN MASONRY			HASKELL		
Job No:	4400661				Contact:	ERIC KELLY					
Project:	COJ Riverfront Plaza Upland Work - Phase I				Phone:	904.805.3770					
Estimator:	BMM				Email:	ERIC@EKBMASONRY.COM					
Bid Date:	2/29/24 2:00 PM				Lead Times:						
					Quote Good for #days?:	60					
Scope Notes:					Notes:	BOND RATE = 1.5%					
					Bid Total :	$269,673			$269,673		
					$49,965						
Spec	Description	Haskell Quantity	UM	Haskell Estimate		B			CARRY		
				U.P.	Total Price		U.P.	Total Price		U.P.	Total Price
	Alternate "4"										

EXHIBIT E

EXHIBIT E

Bid Proposal: Masonry

Printed on Feb 29, 2024 at 8:28 AM EST

COJ Riverfront Plaza Upland Work - Phase I

2 Independent Drive, Jacksonville, FL 32202, United States of America

Sent proposal: $158,975

Submitted Feb 29, 2024 at 5:55 AM EST

EK Birken Masonry
11747 Philips Highway, Suite 301, Jacksonville, FL 32256, United States of America

Eric Kelly | Owner | +1 904-805-3770 | eric@ekbmasonry.com

Line Items

Description	Quantity	Unit Cost	Total Cost
Masonry			$158,975
Base Bid			**$158,975**

Inclusions

All fill cell material to be furnished and installed by the masonry scope.	Yes
Furnish and install all required lintels.	Yes
Point and patch included.	Yes
Furnish and install reinforcing material.	Yes

General Acknowledgments

PLEASE REVIEW AND ACKNOWLEDGE THE FOLLOWING GENERAL REQUIREMENTS:

All Bids shall remain valid for a minimum of 90 days from the date submitted.		Yes
Did Subcontractor review the schedule?		No
Do you have any comments or concerns with schedule?	Schedule not provided	
Please note your EMR Rate	.98	
All Subcontractors will be required to participate in Haskell's safety program "SafeMatters". There is a $40 fee per employee to register in this program. This shall be included in your proposal for each employee that will be working on the jobsite.		Yes
Haskell's insurance requirements are noted in Section 10 of the Subcontract Terms and Conditions. Subcontractor has reviewed these requirements and confirms they can meet them as stated.		Yes
Subcontractor confirms they have reviewed the Haskell standard Contract Terms and Conditions and accepts them as written or has provided a list of requested changes with their proposal.		Yes

powered by BUILDINGCONNECTED

EXHIBIT E

COJ Riverfront Plaza Upland Work - Phase I

2 Independent Drive, Jacksonville, FL 32202, United States of America

Haskell's Code of Safe Practices is included with the bid documents and is Haskell's standard safety requirements for all Subcontractors. Subcontractor confirms it has reviewed and accepts these terms as written or has provided a list of requested changes with their proposal.	Yes
Subcontractor confirms they have reviewed the BIM Subcontract Attachment and accepts these terms as written or has provided a list of requested changes with their proposal.	Yes
Subcontractor has included and is responsible for all Sales and Use taxes for the project location.	Yes

ADDENDA AND RFI:

Please acknowledge receipt and inclusion of Addendum #1, dated February 22, 2024, into your pricing proposal.	Yes
Please confirm you received and reviewed RFI responses #1 through 71, excluding RFIs #31 and #37.	Yes

LEAD TIME:

Do any of your materials have long lead times?		Yes
Please specify lead times for materials, specifically long lead items.	CMU	

INFLATION/ESCALATION:

What inflation/escalation percentages are you carrying, if any?	0

Bond Information

What is your bond rate?	1.50	%

Labor Rates

Please provide total labor hours for this project.	$0 /per hour
Please note hourly rates for your employees or crews on a separate attachment.	

Certifications

Do you represent a certified JSEB (Jacksonville Small Emerging Business)?	No

Disclaimers and Clarifications

SUBCONTRACTOR SHALL REVIEW AND INCORPORATE THE FOLLOWING BID REQUIREMENTS WITH THEIR PROPOSAL:

All Bids shall remain valid for a minimum of 90 days from the date submitted.

All bidders must complete the Haskell online Vendor Qualification Form. This will be required prior to any awards on the project and help us gauge the qualifications of bidders. To fill out this form, bidders must go to this website: http://www.haskell.com/subcontractors, and click on the link in the center of the page labeled "Vendor Management System".

EXHIBIT E

Bid Proposal: Masonry

Printed on Feb 29, 2024 at 8:28 AM EST

COJ Riverfront Plaza Upland Work - Phase I

2 Independent Drive, Jacksonville, FL 32202, United States of America

A preliminary project schedule was provided with the bid documents. Subcontractor is responsible for reviewing this schedule and submitting a bid with the manpower and hours required to meet the schedule. If Subcontractor has any objections with the schedule, they shall clearly note these within their proposal.

Subcontractor shall furnish all necessary labor, insurance, materials, supervision, services, tools, equipment, transportation, hoisting, shop drawings, samples and all other services necessary to fully perform and complete the Work required by this Subcontract

Subcontractor is responsible for all equipment necessary for hoisting and offloading material required for this scope of work as well as elevated access for their work.

Warranty period is one year for labor, materials, and equipment from the project substantial completion date, excluding any manufacturer warranties that may extend beyond this period. Warranties shall commence at Substantial Completion only, not delivery, start-up or other earlier dates.

Subcontractor is responsible for daily clean-up of their work. Daily clean up shall mean "broom clean" of the area(s) being worked, regardless of area size, and leaving area with materials, tools, and equipment neatly straightened/organized. All brooms, scoops, garbage transport containers, or other accessories, necessary for clean-up of this scope, are the responsibility of this scope. For failure to clean up daily or maintain housekeeping standards, Haskell will provide a 24 hour warning prior to backcharging Subcontractor for participation in composite clean-up crew or may employ cleaning services at Subcontractor's expense.

Attachments

EKB Proposal - COJ Riversid... (143 KB)

powered by BUILDINGCONNECTED

DocuSign Envelope ID: DB17A176-C8B1-4B95-8630-10A5A54C580E

EXHIBIT E

EKB MASONRY
BRICK • BLOCK • STONE

February 29, 2024

TO: Haskell

RE: COJ Riverfront Plaza

Proposal

We propose to furnish all labor, material, equipment, and services to install the masonry work for the referenced project for the lump sum of **$158,975.00**.

Our proposal includes the following items:

8" and 4" Polished Trendstone Ground Face CMUs at Restrooms, Electrical and Storage Rooms and HVAC, Acid and Chlorine Rooms per plans dated 2/22/24 Addendum #1.

Masonry Inclusions:

- 2000psi CMUs in Type S Colored WR Mortar
- Water Repellant Ground Face CMUs
- 4000psi Grout and Pump
- Rebar within in CMU Walls
- Top of Wall Clips and Anchorage
- Anchors for Concrete Wall Anchorage
- 9ga HDG Ladder Type Wall Reinforcement
- Setting of Hollow Metal Door Frames in CMU Walls as they are Built
- Cleaning of Ground Face CMUs
- All CMU walls to Structure above
- Scaffolding and Hoisting for Masonry Work Only

Masonry Exclusions:

- Bullnose CMUs at Corners
- Portland/Lime Mortar
- Top of Wall Compressible Filler
- Caulking
- Sealants
- Temporary Wall Bracing
- Temporary Lighting
- Off-site Parking Fees
- Badging or Safety Training Fees
- Isolated Sample Panel (to be part of Construction(
- Scaffolding and Hoisting for other Trades
- Any item other than Mentioned in Inclusions

EK Birken Masonry Inc
11747 Philips Hwy, Suite 301 • Jacksonville, FL 32256 • (904) 805-3770
www.ekbmasonry.com

Qualifications & Notes:

- We reserve the right to work toward a mutually agreed upon schedule and to negotiate the terms and conditions of our contract.
- Clear access to work area for scaffolding and forklift to be provided by others.
- Water and electricity required within 200ft of masonry mixing station and work areas provided by others.
- All work to be completed during normal business hours, Monday thru Friday.
- Work to be completed within one (1) mobilization. Disruption of work greater than 5 days will constitute multiple mobilizations.
- Material quotes are good for 60 days from contract date. EKB reserves the right to adjust price for any items not yet delivered. Pricing for ordered products are also subject to change at any time to account for cost increases and volatility in respect of materials and transportation.
- Installation of finishes on completed masonry will constitute as acceptance of the masonry quality and workmanship.
- Testing of materials by others.
- Subcontract must include EKB's latest proposal dated as an exhibit in the contract.

Price good for 30 days, escalations may apply afterwards.

Thank you for the opportunity to bid for the referenced work. Should you have any questions or concerns, feel free to contact me any time.

Eric Kelly

Eric Kelly
Vice President

DocuSign Envelope ID: DB17A176-C8B1-4B95-8630-10A5A54C580E

Scope:	05 50 MISC METALS_UPLAND	Company:	HASKELL STEEL LLC
Job No:	4400661	Contact:	CHAD HUGHES
Project:	COJ Riverfront Plaza Upland Work - Phase I	Phone:	904.307.7316
Estimator:	BMM	Email:	CHAD.HUGHES@HASKELL.COM
Bid Date:	2/29/24 2:00 PM	Lead Times:	7-10 WKS
		Quote Good for #days?:	30
Scope Notes:		Notes:	

HASKELL

Spec	Description	Haskell Quantity	UM	Haskell Estimate U.P.	Haskell Estimate Total Price		B U.P.	B Total Price		CARRY U.P.	CARRY Total Price
	Bid Total :			$1,009,775		$1,136,581			$1,136,581		
	BASE BID				-			1,024,936	B		1,024,936
055200.0195	F-2 SS PLANTING BED RAIL	361	LF	$350.00	126,350	Y		Incl.	B		Incl.
055200.0190	F-3 SS HANDRAIL	259	LF	$350.00	90,650	Y		Incl.	B		Incl.
055200.0130	F-4 - 42" HT SS GUARDRAILW/ SS MESH PANEL INFILL	942	LF	$535.00	503,970	Y		Incl.	B		Incl.
055200.0200	F-5 - 42" HT SS GUARDRAIL	333.53	LF	$350.00	116,736	Y		Incl.	B		Incl.
352226.0680	CORE DRILL FOR HANDRAIL/GUARDRAIL/PLANT RAIL POSTS	245	EA	$171.68	42,061	Y		Incl.	B		Incl.
	DELEGATED DESIGN OF HANDRAILS/GUARDRAILS	1	LS		Incl.	Y		Incl.	B		Incl.
050000.1180	HSS FRAMING AT SIDE FOLDING SECURITY GRILLE	1	LS	$5,500.00	5,500	Y		Incl.	B		Incl.
050000.1445	SF-6 SS BOLLARD	57	EA	$750.00	42,750	Y		Incl.	B		Incl.
050000.1440	SF-6A SS REMOVABLE BOLLARD	9	EA	$850.00	7,650	Y		Incl.	B		Incl.
050000.1180	SKATE STOP ALLOWANCE - BENCHES/RAILING/CURBS	1	LS	$8,000.00	8,000	HSK		8,000	B		8,000
400559.4128	8" SQUARE FABREEKA SLIDE BEARING W/ SS BACKING PLATES	4	EA	$495.93	1,984	Y		8,395	B		8,395
400559.4124	S. ST. FRAME EMBEDDED PL1/2X12" (4) 3/4"X6" LG - FOR PLA	8	EA	$323.43	2,587	Y		Incl.	B		Incl.
055100.0200	PRE-ENGINEERED STAIR AT MECH/PUMP ROOM B108	1	EA	$4,500.00	4,500	Y		Incl.	B		Incl.
	DELEGATED DESIGN OF PRE-ENGINEERED STAIR	1	LS		Incl.	Y		Incl.	B		Incl.
077000.1000	FURNISH ROOF SAFETY ANCHORS - SLAB	20	EA	$1,343.75	26,875	Y		Incl.	B		Incl.
077000.1000	FURNISH ROOF SAFETY ANCHORS - SLAB (FLUSH MOUNT)	3	EA	$1,612.50	4,838	Y		Incl.	B		Incl.
077000.1000	FURNISH ROOF SAFETY ANCHORS - WALL MOUNT	12	EA	$1,881.25	22,575	Y		Incl.	B		Incl.
	DELEGATED DESIGN OF ROOF SAFETY ANCHORS	1	LS		Incl.	Y		Incl.	B		Incl.
	CUT PLASTIC SLEEVE AT RECESSED ROOF ANCHORS				-	HSK-A		2,500	B		2,500
					-			-	B		-
	FOUNDATIONS AND GRANITE FOR F-2 RAILS				-	HSK-A		90,000	B		90,000
	INSTALLATION OF HANDRAILS AND GUARDRAILS				-	Y		Incl.	B		Incl.
	INSTALLATION OF HSS FRAMING				-	Y		Incl.	B		Incl.
	INSTALLATION OF PRE-ENGINEERED STAIR AT MECH/PUMP ROOM				-	Y		Incl.	B		Incl.
					-			-	B		-
	MATERIAL TESTING & INSPECTIONS	1	LS	$2,750.00	2,750	HSK		2,750	B		2,750
					-			-	B		-
	Wage Type										
	Small/Minority Business Type										
	Addenda ___ Through ___										
	SUBTOTAL				1,009,775	Y		1,136,581	Y		1,136,581
	Sales Tax	7.50%				N		Included Above	N		Included Above
	Sub/Vendor Bond	1.20%				N		Not Included	N		Not Included

EXHIBIT E

DocuSign Envelope ID: DB17A176-C8B1-4B95-8630-10A5A54C580E

Scope:	05 50 MISC METALS_UPLAND	Company:	HASKELL STEEL LLC
Job No:	4400661	Contact:	CHAD HUGHES
Project:	COJ Riverfront Plaza Upland Work - Phase I	Phone:	904.307.7316
Estimator:	BMM	Email:	CHAD.HUGHES@HASKELL.COM
Bid Date:	2/29/24 2:00 PM	Lead Times:	7-10 WKS
		Quote Good for #days?:	30
Scope Notes:		Notes:	
		Bid Total :	$1,136,581
		$1,009,775	

HASKELL

$1,136,581

Spec	Description	Haskell Quantity	UM	Haskell Estimate U.P.	Haskell Estimate Total Price	B U.P.	B Total Price	CARRY U.P.	CARRY Total Price
	TOTAL				$ 1,009,775		$ 1,136,581		$ 1,136,581
	Alternate "1"								
	Alternate "2"								
	Alternate "3"								
	Alternate "4"								

EXHIBIT E

DocuSign Envelope ID: DB17A176-C8B1-4B95-8630-10A5A54C580E

Scope:	05 50 MISC METALS_RIVERWALK	Company:	HASKELL STEEL LLC
Job No:	4400661	Contact:	CHAD HUGHES
Project:	COJ Riverfront Plaza Upland Work - Phase I	Phone:	904.307.7316
Estimator:	BMM	Email:	CHAD.HUGHES@HASKELL.COM
Bid Date:	2/29/24 2:00 PM	Lead Times:	
		Quote Good for #days?:	
Scope Notes:		Notes:	

HASKELL

						Bid Total :		$2,500			$2,500	
				$2,250								
				Haskell Estimate				B			CARRY	
Spec	Description	Haskell Quantity	UM	U.P.	Total Price		U.P.	Total Price		U.P.	Total Price	
	BASE BID				-			-	B		-	
					-			-	B		-	
050000.1445	SF-6 SS BOLLARD	3.00	EA	750.00	2,250	Y		2,500	B		2,500	
					-			-	B		-	
					-			-	B		-	
					-			-	B		-	
	Wage Type											
	Small/Minority Business Type											
	Addenda ___ Through ___											
	SUBTOTAL				2,250	Y		2,500	Y		2,500	
	Sales Tax	7.50%				N		Included Above	N		Included Above	
	Sub/Vendor Bond	1.20%				N		Not Included	N		Not Included	
	TOTAL				$ 2,250			$ 2,500			$ 2,500	
	Alternate "1"											
	Alternate "2"											
	Alternate "3"											
	Alternate "4"											

EXHIBIT E

DocuSign Envelope ID: DB17A176-C8B1-4B95-8630-10A5A54C580E

HASKELL STEEL

AISC CERTIFIED FABRICATOR

EXHIBIT E

3/13/2024
4:02 PM

PROJECT: **COJ Riverfront Plaza Upland Work - PH I**

LOCATION: Jacksonville, FL
FILE: COJ Riverfront Plaza Upland Work - PH I

BID DATE: 3/7/2024
EST #: 2024-040 **REV.1**

COMPANY: Haskell
TO: Brent McMaster
EMAIL: Brent.Mcmaster@haskell.com

FROM: Chad Hughes
PHONE: 678.328.2946
EMAIL: chad.hughes@haskell.com

FURNISH AND INSTALL, DELIVERED TO JOBSITE, INCLUDING SALES TAX, PER "100% CONSTRUCTION DOCUMENTS" DRAWINGS DATED 3/15/23, ADDENDUMS #1 & #2 AND THE FOLLOWING SCOPE OF WORK:

ALL MATERIAL QUOTED AS CARBON STEEL, HOT DIPPED GALVANIZED U.N.O.

A. MISCELLANEOUS STEEL **$107,544**

1 HSS6X2X1/4 FRAMING AT FOLDING GATE W/ ACCESS HOLES AND ANCHORS (ONE - LOCATION) (GALV)
2 L6X4X1/4 W/ (2) ANCHORS EACH, SUPPORTS @ NON-LOAD BEARING WALLS (50 PCS MAX) (GALV) INSTALLED IN UN-EXPOSED AREAS AS BEST AS WE CAN, SOME CONDITIONS MAY REQUIRE THEM TO BE EXPOSED.
3 PLANTER RAILS F-2, 1-1/2" SCH 40 PIPE POSTS & 2-1/2" SCH 40 TOP RAIL (375 L/F MAX) (GALV) SPLICE CONNECTIONS WITH SPLICE LOCKS
4 ALTERNATING TREAD STAIR 68 DEG. 60" W/ RAILS AT MECH ROOM (ONE-LOCATION) (GALV)
5 2-LINE RAIL W/ TOE PLATE AT MECH ROOM (20 L/F) (GALV)
6 (20) 12" ABOVE SLAB CAST IN PLACE ROOF ANCHOR (FURNISH ONLY)
7 (3) FLUSH MOUNT CAST IN PLACE TERRACE ANCHOR W/COVER PLATE (FURNISH ONLY)
8 (12) CUSTOM CAST IN CAGE WALL ANCHOR

B. STAINLESS STEEL **$664,775**

1 941 LINEAL FEET MAX) STAINLESS STEEL GUARDRAILS (F-4 & F-5 RAILS
- POSTS1.9" O.D. STAINLESS STEEL PIPE 316, SCH 40 W/ TWO-SS PLATE TABS FOR CABLES TO PASS-THRU
- TOP RAIL 2.875" O.D. STAINLESS STEEL PIPE 316, SCH 40
- **NO 6 FINISH: RADIAL ON PIPE AND DIRECTIONAL ON PLATE CABLE MESH/WEB-NETTING AND CABLE (CARL-STAHL X-TEND MESH STAINLESS STEEL GUARDRAILS**
- CABLE WEB-NETTING 2.0MM DIA, MESH WIDTH 60X104MM, TYPE 316 NATURAL CABLES AND FERRULES, HORIZONTAL DIRECTION, SEWING CABLES, FERRULES, AND ZIP-TIES
- BORDER CABLE 6MM STAINLESS STEEL CABLE TYPE 316 HORIZONTAL CABLES WITH BOTH SIDES THREADED TERMINALS VERTICAL CABLES WITH BOTH SIDES EYE-TERMINALS

2 (124 LINEAL FEET MAX) STAINLESS STEEL SINGLE LINE RAILS (F-3 RAILS)
- POSTS1.9" O.D. STAINLESS STEEL PIPE 316, SCH 40
- TOP RAIL 1.9" O.D. STAINLESS STEEL PIPE 316, SCH 40
- STAINLESS STEEL ESCUTCHEON PLATES

3 (8) PL1/2" STAINLESS STEEL EMBED PLATES (1 & 3/S30-00) MILL FINISH (FURNISH ONLY)
4 (4) CON-SERV SBX-PTFE SLIDE BEARING PADS 3" THICK X 8'X8" (1 & 3/S30-00) (FURNISH ONLY)
5 (40) 6" DIA SCH 80 STAINLESS STEEL PIPE BOLLARDS 4' LONG #4 BRUSHED FINISH (PERMANENT) (FURNISH ONLY)
6 (4) 6" DIA SCH 80 STAINLESS STEEL PIPE BOLLARDS 4' LONG W/ SLEEVE #4 BRUSHED FINISH (REMOVEABLE) (FURNISH ONLY)

C. ERECTION

1 INSTALL STAINLESS STEEL ITEMS LISTED ABOVE U.N.O. **$152,657**
(4) MOBILIZATIONS MAX FOR STAINLESS STEEL RAILS
2 INSTALL MISC STEEL ITEMS LISTED ABOVE U.N.O. **$84,671**
(2) MOBILIZATIONS MAX MISC STEEL
3 PRO-BEL INSTALL/LOAD TESTING **$15,288**
INSTALL(12) BOLT ON WALL ANCHORS BY PRO-BEL
LOAD TESTING OF ALL ROOF ANCHORS
(1) MOBILIZATION

BID TOTAL: **$1,024,936**

1 SLIDE BEARING PADS
(4) SBX-PTFE SLIDE BEARING PADS 3" THICK X 8'X8" (1 & 3/S30-00) (FURNISH ONLY)

EXHIBIT E **$8,395**

NOTE 1: PRICING BASED ON CURRENT STEEL MATERIAL PRICING AND DUE TO PRICING VOLATILITY, PRICING HEREIN GOOD FOR 30 DAYS MAX. FROM DATE OF QUOTE.

NOTE 2: BASED ON MUTUALLY AGREED UPON CONSTRUCTION SCHEDULE. THERE IS A 7 - 10 WEEK LEADTIME FOR THE STAINLESS STEEL CABLE MESH/NETTING AFTER APPROVED SHOP DRAWINGS.

NOTE 3: PRICING BREAKDOWN ABOVE IS FOR ACCOUNTING PURPOSES ONLY NOT FOR SEPARATE ACCEPTANCE.

NOTE 4: PRICE BASED ON USING A PRODUCT EQUIVALENT TO THE CALPIPE BOLLARDS.

NOTE 5: PRICE BASED ON USING A PRODUCT EQUIVALENT TO THE FABREEKA SLIDE BEARINGS.

NOTE 6: A PRO-BEL DESIGN PACKAGE ACCOMPANIES THIS PROPOSAL. ANY DEVIATION FROM THE PRO-BEL DESIGN, LAYOUT AND / OR QUANTITIES OF MATERIAL MAY RESULT IN ADDITIONAL COST TO THIS PROPOSAL.

NOTE 7:THE ENGINEER OF RECORD MUST EVALUATE THE LOADS IMPOSED BY THE WINDOW WASHING SYSTEM AND DETERMINE WHAT IF ANY REINFORCING OF THE ROOF STRUCTURE IS REQUIRED. ANY REINFORCING OF THE STRUCTURE IS TO BE DESIGNED, SUPPLIED AND INSTALLED BY OTHERS AT NO COST TO HASKELL STEEL/PRO-BEL. ANCHORS ARE DESIGNED PER OSHA TO AN ULTIMATE LOAD OF 5,000LBS IN ANY DIRECTION.

NOTE 8: SHOULD WINDOW WASHERS RIG LINES DIRECTLY OVERTOP OF THE PARAPET, A LOAD OF 1,800LBS MAY BE APPLIED IN THE EVENT OF A FALL. THE ENGINEER OF RECORD IS TO REVIEW THE PARAPET FOR ITS CAPACITY TO WITHSTAND THIS LOAD.

NOTE 9: CAST IN PLACE EQUIPMENT INCLUDED WITH THIS PROPOSAL ARE IN ONE PIECE CAST IN PLACE ITEMS. THEY ARE TO BE PLACED IN THE FORM WORK BY THE PROJECT SHELL CONTRACTOR AT NO COST TO HASKELL STEEL/PRO-BEL. ANY REINFORCING OF THE SLAB REQUIRED BY THE ENGINEER OF RECORD IS TO BE DESIGNED, SUPPLIED AND INSTALLED BY OTHERS AT NO COST TO HASKELL STEEL/PRO-BEL.

NOTE 10: THE RECESSED TERRACE ANCHORS REQUIRE A PVC PIPE (SUPPLIED BY PRO-BEL) TO BE CAST INTO THE FORMWORK. THE PIPE WILL STICK UP ABOVE THE STRUCTURAL SLAB AND IS TO BE CUT FLUSH WITH THE TERRACE FINISH AFTER THE FINISH IS INSTALLED. THE CUTTING OF THIS PVC IS BY OTHERS AT NO COST TO HASKELL STEEL/PRO-BEL. A COVER PLATE THEN CAPS THE PVC PIPE.

NOTE 11: CERTIFICATION OF STRUCTURE TO RECEIVE ANCHORING PRODUCTS OR EQUIPMENT BY PROJECT STRUCTURAL ENGINEER, INCLUDING REINFORCING OF STRUCTURE IF NECESSARY. REINFORCEMENT BY OTHERS.

EXCLUSIONS:

1 UNLOADING OR ERECTION AT JOBSITE
2 REBAR OR CONCRETE REINFORCING
3 LIGHT GAGE OR COLD FORMED METAL
4 GROUT OR CONCRETE FILL
5 SITE OR CIVIL ITEMS
6 ANY DEMOLITION OR REMOVAL
7 CANOPIES, AWNINGS OR SUN SCREENS
8 ROOF HATCH
9 EXPANSION JOINT OR SLIDE BEARING PLATES
10 COST OF SURVEYS, PERMITS, INSPECTIONS OR FEES
11 Z-GUARDS OR SIMILAR
12 FENCING OR GATES
13 PAYMENT AND PERFORMANCE BOND
14 SIGNED AND SEALED SHOP DRAWINGS
15 HILTI DECK PINS, SCREWS, AND TOOLS
16 PREFABRICATED TRENCH DRAINS
17 EMBRITTLEMENT TESTING OF GALVANIZED STEEL
18 ELASTOMETRIC SEALANTS/CAULK, ETC
19 NEOPRENE,TEFLON, HDFE PADS
20 MATERIALS FOR SEPARATION OF DISSIMILAR METALS
21 PILES OR PILING PRODUCTS
22 BEARING PLATE ASSEMBLIES

EXHIBIT E

EXCLUSIONS: CON'T

23 TENDON/BAR SOIL ANCHORS
24 ANCHOR PINS
25 SCANNING OR X-RAYS CONCRETE (BY OTHERS)
26 DRILLING AND EPOXY THREADED RODS FOR PLATFORM EMBED ANGLES (BY OTHERS)
27 EMBEDDED SLEEVES
28 DIRECTIONAL FINISHES ON PIPE/ROUND SURFACES
29 OUTDOOR SHOWER POST
30 BIKE RACKS
31 WOOD STEP SUPPORT FRAMING AND POWDER COATING
32 LIGHTPOLES
33 STAINLESS STEEL DOWELS
34 GARDEN NETTING AND CABLE SYSTEM S50-04
35 ARCHITECTURAL FENCE/FENCING L01-34
36 ANCHOR BOLTS OR BASE PLATES FOR EQUIPMENT
37 SKATE STOPS (NOT SHOWN, UNQUANTIFIABLE)
38 F-6 GUARDRAILS (NONE SHOWN)
39 WELDED SPLICES AT PLANTER RAILS
40 SUPPORT FRAMING AT CURTAIN WALLS/GLAZING
41 BOLLARDS OTHER LISTED ABOVE
42 CAULKING AND SEALING, ROOFING OR FLASHING AT ROOF ANCHOR (BY OTHERS)
43 DEMONSTRATION, TRAINING, SPARE PARTS FOR ROOF ANCHORS
44 INSTALLATION OF ROOF ANCHORS CAST-IN OR EMBEDDED IN CONCRETE (BY OTHERS)
45 SOIL BOXES AT PLANTER ANCHORS
46 SONOTUBES

DocuSign Envelope ID: DB17A176-C8B1-4B95-8630-10A5A54C580E

EXHIBIT E

Martin, Jerry W.

From: Skaltsas, Kyle B.
Sent: Thursday, April 18, 2024 5:38 PM
To: Martin, Jerry W.
Subject: FW: 2024-040 COJ Riverfront Plaza Upland Work - Phase I

Importance: High

Jerry, please see below:

Kyle B. Skaltsas
The Haskell Company
Project Manager

From: Hughes, Chad <Chad.Hughes@haskell.com>
Sent: Thursday, April 18, 2024 5:13 PM
To: Skaltsas, Kyle B. <Kyle.Skaltsas@haskell.com>
Cc: Stenzel, Guy T. <Guy.StenzelJr@haskell.com>; Plante, Touan O. <Touan.Plante@haskell.com>; Stormer, James T. <James.Stormer@haskell.com>
Subject: 2024-040 COJ Riverfront Plaza Upland Work - Phase I
Importance: High

Kyle,

We will need **$107,000** of funding be released to us to begin lock-in pricing, create LOI/POs to subs to prevent pricing increases, begin shop-drawings/engineering and to maintain our durations.
Based on the rest of the funds being released to us before the end of November 2024.

I will try to follow-up as soon as I can with durations to help with planning out your activities in the schedule. Can you please send over the latest schedule that you have available?

- Shop drawing submittal durations:
- Engineering submittals durations:
- Fabrication durations:
- Field Installation durations:

Thanks

Chad Hughes
Senior Estimator – Haskell Steel

P 678.328.2946 | **M** 904.307.7316
Chad.Hughes@haskell.com
2800 Century Parkway NE, Suite 400
Atlanta, GA 30345
www.haskell.com/services/construction/fabrication

EXHIBIT E

CONFIDENTIALITY NOTICE: The information and all attachments contained in this electronic communication are confidential, proprietary and may constitute trade secrets under applicable law. They are intended solely for use by the individual or entity to which they are correctly addressed and were intended to be sent. Any review, use, dissemination, distribution or copying of this communication by anyone other than its intended recipient is strictly prohibited and may violate applicable law. If you received this message in error, please notify us immediately by return email and permanently remove any copies of this message from your system and do not retain any copies, whether in electronic or physical form or otherwise. Haskell accepts no liability for the content of this email or for the consequences of any actions taken on the basis of the information provided herein.

FAMILY OF BRANDS

EXHIBIT E

Bid Proposal: Miscellaneous Metals

Printed on Mar 15, 2024 at 9:40 AM EDT

COJ Riverfront Plaza Upland Work - Phase I

2 Independent Drive, Jacksonville, FL 32202, United States of America

Sent proposal revision #2: $1,024,935

Submitted Mar 14, 2024 at 8:57 AM EDT
Haskell Steel, LLC
5253 W 12th St, Jacksonville, FL 32254, USA
Submitted on behalf of Haskell Steel, LLC by Michael Simons

Line Items

Description	Quantity	Unit Cost	Total Cost
Miscellaneous Metals			$772,319
Installation			$252,616
Base Bid			**$1,024,935**

Alternates

Fabreeka stainless steel slide bearing connections	$0
ADDITIONAL ITEMS:	
BREAKOUT PRICING: FOR SLIDE BEARING PADS ONLY	$8,395

Inclusions

GENERAL:	
Delegated design for handrails and railings	Yes
Delegated design for alternating tread device	Yes
MISCELLANEOUS METALS:	
Bollards	Yes
Removable bollards	Yes
Stainless steel guardrail and mesh panels	Yes
HSS framing at folding gate	Yes
Pre-engineered access ladder/stair at Mechanical/Pump Room B108 (alternating tread device)	Yes
Stainless steel embed plates	Yes
Skate stops	No

powered by BUILDINGCONNECTED

RAILINGS:

F-2: Planting bed rails	Yes
F-3: Handrails	Yes
F-5: Guardrail on structures with wire mesh and accessories per detail.	Yes
F-6: Guardrails	No
Core drill and grout handrail posts into concrete	Yes
Roof safety anchors - furnish and install.	Yes

General Acknowledgments

PLEASE REVIEW AND ACKNOWLEDGE THE FOLLOWING GENERAL REQUIREMENTS:

All Bids shall remain valid for a minimum of 90 days from the date submitted.	Yes
Did Subcontractor review the schedule?	Yes
Do you have any comments or concerns with schedule?	Need to make sure all concrete is ready for field measurements prior fabrication of hand rails. We will need to coordinate CLOSELY like on the Riverwalk to ensure we have no scheduling conflicts.
Please note your EMR Rate	Various subs : TBD
All Subcontractors will be required to participate in Haskell's safety program "SafeMatters". There is a $40 fee per employee to register in this program. This shall be included in your proposal for each employee that will be working on the jobsite.	Yes
Haskell's insurance requirements are noted in Section 10 of the Subcontract Terms and Conditions. Subcontractor has reviewed these requirements and confirms they can meet them as stated.	Yes
Subcontractor confirms they have reviewed the Haskell standard Contract Terms and Conditions and accepts them as written or has provided a list of requested changes with their proposal.	Yes
Haskell's Code of Safe Practices is included with the bid documents and is Haskell's standard safety requirements for all Subcontractors. Subcontractor confirms it has reviewed and accepts these terms as written or has provided a list of requested changes with their proposal.	Yes
Subcontractor confirms they have reviewed the BIM Subcontract Attachment and accepts these terms as written or has provided a list of requested changes with their proposal.	Yes
Subcontractor has included and is responsible for all Sales and Use taxes for the project location.	Yes

ADDENDA AND RFI:

EXHIBIT E

COJ Riverfront Plaza Upland Work - Phase I

2 Independent Drive, Jacksonville, FL 32202, United States of America

Please acknowledge receipt and inclusion of Addendum #1 dated February 22, 2024, and Addendum #2 dated February 28, 2024, into your pricing proposal.	Yes
Please confirm you received and reviewed RFI responses #1 through 96.	Yes

LEAD TIME:

Do any of your materials have long lead times?	Yes
Please specify lead times for materials, specifically long lead items.	Stainless steel Rails and stainless steel bollards

INFLATION/ESCALATION:

What inflation/escalation percentages are you carrying, if any?	0

LABOR HOURS:

Please provide total labor hours for this project.	TBD

Bond Information

What is your bond rate?	0	%

Labor Rates

Please note hourly rates for your employees or crews on a separate attachment.	$0 /per hour

Certifications

Do you represent a certified JSEB (Jacksonville Small Emerging Business)?	No

Disclaimers and Clarifications

SUBCONTRACTOR SHALL REVIEW AND INCORPORATE THE FOLLOWING BID REQUIREMENTS WITH THEIR PROPOSAL:

All Bids shall remain valid for a minimum of 90 days from the date submitted.

All bidders must complete the Haskell online Vendor Qualification Form. This will be required prior to any awards on the project and help us gauge the qualifications of bidders. To fill out this form, bidders must go to this website: http://www.haskell.com/subcontractors, and click on the link in the center of the page labeled "Vendor Management System".

A preliminary project schedule was provided with the bid documents. Subcontractor is responsible for reviewing this schedule and submitting a bid with the manpower and hours required to meet the schedule. If Subcontractor has any objections with the schedule, they shall clearly note these within their proposal.

Subcontractor shall furnish all necessary labor, insurance, materials, supervision, services, tools, equipment, transportation, hoisting, shop drawings, samples and all other services necessary to fully perform and complete the Work required by this Subcontract

Subcontractor is responsible for all equipment necessary for hoisting and offloading material required for this scope of work as well as elevated access for their work.

Warranty period is one year for labor, materials, and equipment from the project substantial completion date, excluding any manufacturer warranties that may extend beyond this period. Warranties shall commence at Substantial Completion only, not delivery, start-up or other earlier dates.

Subcontractor is responsible for daily clean-up of their work. Daily clean up shall mean "broom clean" of the area(s) being worked, regardless of area size, and leaving area with materials, tools, and equipment neatly straightened/organized. All brooms, scoops, garbage transport containers, or other accessories, necessary for clean-up of this scope, are the responsibility of this scope. For failure to clean up daily or maintain housekeeping standards, Haskell will provide a 24 hour warning prior to backcharging Subcontractor for participation in composite clean-up crew or may employ cleaning services at Subcontractor's expense.

Additional Information

Notes

SLIDE BEARINGS included in misc pricing (PRICING LIST ABOVE IS A BREAKOUT)

We have included the STAINLESS STEEL EMBED PLATES @ Bridge Only

Exclude: F-6 Guardrail or Skate Stops (Could not Find These in the Drawings).
Exclude: Playground equipment base plates and anchor bolts.

***** We have included installation for (12) wall mounted Roof Anchors, the rest of the Roof anchors are furnish only (ref to our proposal)*****
See Attached ROOF ANCHOR Lay-out plan

Labor RATES/HOURS can be provided at a later date if required.

Attachments

- ROOF ANCHORS - Propose... (3.0 MB)
- 03.13.2024 -- COJ Riverfron... (275 KB)

DocuSign Envelope ID: DB17A176-C8B1-4B95-8630-10A5A54C580E

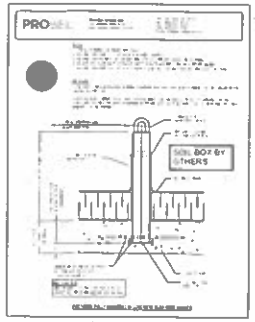



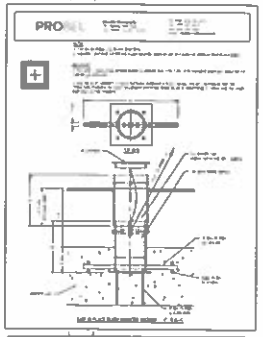



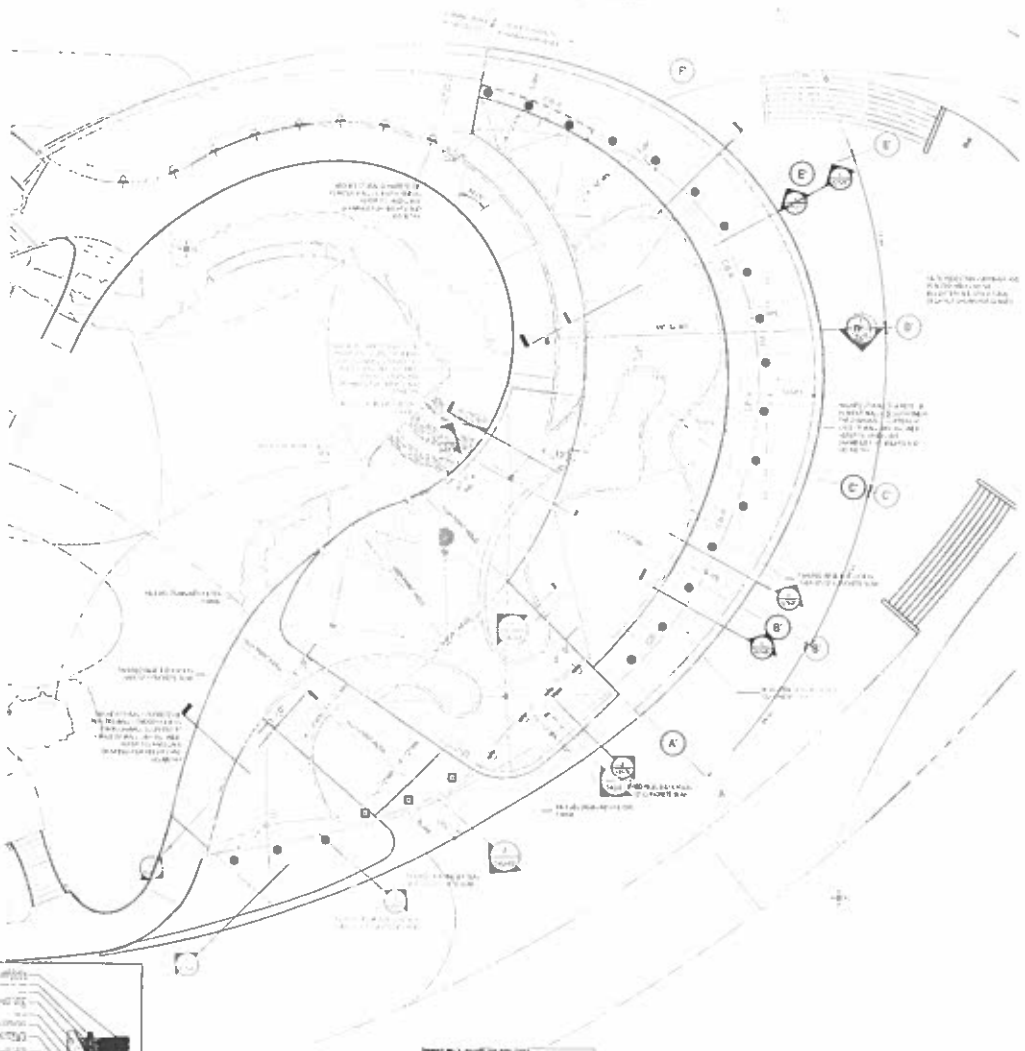

PROBEL 40 YEARS

OCTOBER 24TH 2022

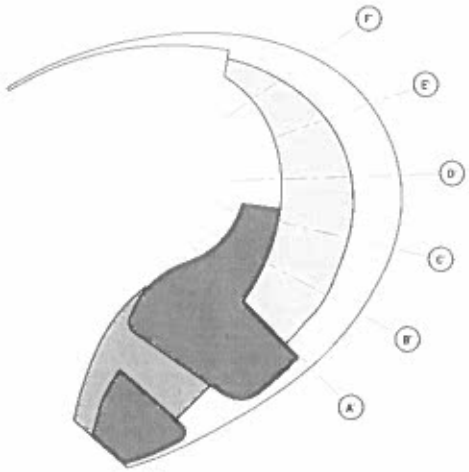

② ROOF PLAN CAFE HEIGHTS DIAGRAM

LEGEND

Perkins&Will

PROBEL

JACKSONVILLE RIVERFRONT PLAZA

CITY OF JACKSONVILLE
214 N HOGAN STREET
SUITE 800
JACKSONVILLE FL 32202

30% CD CAFE / RESTROOMS 08/25/2022

ROOF PLAN CAFE

SHEET NUMBER

A1106

EXHIBIT

DocuSign Envelope ID: DB17A176-C8B1-4B95-8630-10A5A54C580E

Scope:	07 10 WATERPROOFING	Company:	Waterproofing Specialists
Job No:	4400661	Contact:	Steve Vanderlinde
Project:	COJ Riverfront Plaza Upland Work - Phase I	Phone:	(904) 759-9602
Estimator:	BMM	Email:	steve@waterproofingspecialistsinc.com
Bid Date:	2/29/24 2:00 PM	Lead Times:	2 WEEKS
		Quote Good for #days?:	90 DAYS
Scope Notes:		Notes:	BOND RATE = 1%
		Bid Total :	$449,439

HASKELL

Spec	Description	Haskell Quantity	UM	Haskell Estimate U.P.	Haskell Estimate Total Price	E	E U.P.	E Total Price		CARRY U.P.	CARRY Total Price
				$204,490				$449,439			$449,439
	BASE BID				-			-	E		-
					-			-	E		-
	WATERPROOFING AT CAFÉ				-			206,875	E		206,875
071300.0100	WP-1 BELOW GRADE HDPE FACED WATERPROOFING MEMBRA	5,306	SF	4.50	23,879	Y		Incl.	E		Incl.
071300.0110	WP-1/WP-2 AT RETAINING WALLS (EARTH SIDE)	1,872	SF	7.50	14,040	Y		Incl.	E		Incl.
	TERMINATE WP-1 AT GRADE				Incl.	Y		Incl.	E		Incl.
071300.0120	DRAINAGE BOARD AT RETAINING WALLS (EARTH SIDE)	1,872	SF	3.50	6,552	Y		Incl.	E		Incl.
					-			-	E		-
071200.0100	WP-2 HOT RUBBERIZED ASPHALT MEMBRANE	4,080	SF	16.00	65,280	Y		Incl.	E		Incl.
	PMMA/PUMA FLASHINGS				Incl.	Y		Incl.	E		Incl.
	WP-2 WRAPPED UP PLANTER WALLS, ANCHORS, RAILINGS				Incl.	Y		Incl.	E		Incl.
	WP-2 OVER TOP OF TERMINATION OF WP-1				Incl.	Y		Incl.	E		Incl.
	WP-2 ELECTRICALLY CONDUCTIVE PRIMER				Incl.	Y		Incl.	E		Incl.
	ROOT BARRIER AT CAFÉ ROOF				Incl.	Y		Incl.	E		Incl.
072113.0130	R-25 XPS SLOPED INSULATION - MIN. 5"	5,722	SF	7.50	42,915	Y		121,500	E		121,500
076100.0130	1/2" DRAINAGE BOARD AT ROOF (2 LAYERS)	11,444	SF	2.50	28,610	Y		Incl. Above	E		Incl. Above
	UV BLANKET/PROTECTION MAT - NOT REQUIRED				Incl.	N		Not Incl.	E		Not Incl.
	SLOPED/TAPERED INSULATION				Incl.	Y		Incl.	E		Incl.
	ROOF CRICKETS				Incl.	Y		Incl.	E		Incl.
	REINFORCED COLD FLUID APPLIED AT SCUPPERS				Incl.	Y		Incl.	E		Incl.
	FLASH ALL ROOF PENETRATIONS				Incl.	Y		Incl.	E		Incl.
	MASTIC TAPE, HEAT SHRINKER, ETC. AT SAFETY ANCHORS				Incl.	Y		Incl.	E		Incl.
	FILTER FABRIC OVER DRAINS AND AT SCUPPERS				Incl.	Y		Incl.	E		Incl.
	WATERPROOFING TOUCH-UP/PENETRATIONS				-	HSK-A		50,000	E		50,000
					-			-	E		-
071200.0100	WP-3 PMMA MEMBRANE WATERPROOFING AT PUMP PIT	50	SF	15.00	750	Y		Incl.	E		Incl.
					-			-	E		-
	WATERPROOFING AT PERFORMING ARTS CENTER				-			4,750	E		4,750
071300.0130	WP-1 MEMBRANE WATERPROOFING AT PERFORMING ARTS CE	630	SF	11.00	6,930	Y		Incl.	E		Incl.
	DRAINAGE BOARD AT PERFORMING ARTS CENTER				Incl.	Y		Incl.	E		Incl.
					-			-	E		-
	JOINT SEALANTS AT CAFÉ				-			5,750	E		5,750
079200.0110	CAULK DOOR FRAMES	4	EA	250.00	1,000	Y		Incl.	E		Incl.
079200.0130	CAULK ISOLATION JOINTS BTW SOG AND WALLS	925	LF	2.50	2,313	Y		Incl.	E		Incl.

EXHIBIT E

DocuSign Envelope ID: DB17A176-C8B1-4B95-8630-10A5A54C580E

Scope:	07 10 WATERPROOFING
Job No:	4400661
Project:	COJ Riverfront Plaza Upland Work - Phase I
Estimator:	BMM
Bid Date:	2/29/24 2:00 PM
Scope Notes:	

Company:	Waterproofing Specialists
Contact:	Steve Vanderlinde
Phone:	(904) 759-9602
Email:	steve@waterproofingspecialistsinc.com
Lead Times:	2 WEEKS
Quote Good for #days?:	90 DAYS
Notes:	BOND RATE = 1%

HASKELL

Spec	Description	Haskell Quantity	UM	Haskell Estimate U.P.	Haskell Estimate Total Price	E	E U.P.	E Total Price		CARRY U.P.	CARRY Total Price
	Bid Total :			$204,490		$449,439				$449,439	
079200.0140	CAULK ISOLATION JOINTS AT PEDESTRIAN BRIDGE	12	LF	22.00	264	Y		Incl.	E		Incl.
079200.0120	CAULK CIP CONCRETE JOINTS	100	LF	13.33	1,333	Y		Incl.	E		Incl.
079200.0160	CAULK CONTROL JOINTS AT RETAINING WALLS	1	LS	2,500.00	2,500	Y		Incl.	E		Incl.
079200.0170	CAULK EXPANSION JOINTS	1	LS	3,500.00	3,500	Y		Incl.	E		Incl.
	CAULK FOR ADDITIONAL CRACK CONTROL				-	HSK-A		10,000	E		10,000
					-			-	E		-
079500.0120	VERTICAL EXPANSION JOINTS - 1" WALL-TO-WALL	60	LF	65.00	3,900	Y		Incl.	E		Incl.
					-			-	E		-
	FIRESTOPPING AT CAFÉ RATED WALLS				-			3,250	E		3,250
079200.0200	FIRE RATED MASONRY CAULKING	58	LF	12.50	725	Y		Incl.	E		Incl.
	FIRESTOP MASONRY ANGLES				-	HSK-A		3,000	E		3,000
					-			-	E		-
	JOINT SEALANTS AT CONCRETE PAVEMENT AND SIDEWALKS				-			13,125	E		13,125
	EXPANSION JOINTS				Incl.	Y		Incl.	E		Incl.
	SEALANT AT BOLLARD AND RAILINGS				Incl.	Y		Incl.	E		Incl.
					-			-	E		-
	MISCELLANEOUS				-			-	E		-
	FILL-TIME NON-WORKING SITE REPRESENTATIVE				Incl.	Y		Incl.	E		Incl.
	ELECTRONIC LEAK DETECTION				Incl.	Y		Incl.	E		Incl.
	FLOOD TESTS				Incl.	N		Not Incl.	E		Not Incl.
	24 -HR SPRINKLER TEST (ILO OF FLOOD TEST)				-	HSK-A		Not Incl.	E		Not Incl.
	ADDITIONAL MOBILIZATIONS	10	EA		-	Y	500.00	5,000	E		5,000
					-			-	E		-
	STANDALONE VISUAL MOCK-UP *ALLOWANCE*				Incl.	Y		2,500	E		2,500
					-			-	E		-
	SHEET MEMBRANE MANUFACTURER				-	Y		GCP PREPRUFE 275	E		GCP PREPRUFE 275
	ROOF INSULATION MANUFACTURER				-	Y		AMERICAN HYDROTECH	E		AMERICAN HYDROTECH
	PRE-APPLIED OR POST APPLIED AT WALLS				-	Y		POST APPLIED GCP 3000	E		POST APPLIED GCP 3000
	TOTAL LABOR HOURS				-	Y		2,750 HRS	E		2,750 HRS
	CERTIFIED JSEB				-	N		Not Incl.	E		Not Incl.
					-			-	E		-
	TEMPORARY ROOF DRY-IN				-	HSK-A		18,360	E		18,360
					-			-	E		-
	Wage Type										

EXHIBIT E

DocuSign Envelope ID: DB17A176-C8B1-4B95-8630-10A5A54C580E

Scope:	07 10 WATERPROOFING				Company:	Waterproofing Specialists						
Job No:	4400661				Contact:	Steve Vanderlinde						
Project:	COJ Riverfront Plaza Upland Work - Phase I				Phone:	(904) 759-9602						
Estimator:	BMM				Email:	steve@waterproofingspecialistsinc.com						
Bid Date:	2/29/24 2:00 PM				Lead Times:	2 WEEKS						
					Quote Good for #days?:	90 DAYS						
Scope Notes:					Notes:	BOND RATE = 1%						
					Bid Total :	$449,439				$449,439		
					$204,490							
				Haskell Estimate		E				CARRY		
Spec	Description	Haskell Quantity	UM	U.P.	Total Price		U.P.	Total Price		U.P.	Total Price	
	Small/Minority Business Type											
	Addenda ___ Through ___											
	SUBTOTAL				204,490	Y		444,110	Y		444,110	
	Sales Tax	7.50%				N		Included Above	N		Included Above	
	Sub/Vendor Bond	1.20%				Y		5,329	Y		5,329	
	TOTAL				$ 204,490			$ 449,439			$ 449,439	
	Alternate "1"											
	Alternate "2"											
	Alternate "3"											
	Alternate "4"											

EXHIBIT E

DocuSign Envelope ID: DB17A176-C8B1-4B95-8630-10A5A54C580E

EXHIBIT E

COJ Riverfront Plaza Upland Work - Phase I

2 Independent Drive, Jacksonville, FL 32202, United States of America

Sent proposal revision #1: $236,250

Submitted Mar 11, 2024 at 1:09 PM EDT

Waterproofing Specialists, Inc.
8200 Cypress Plaza Drive, Unit 305, Jacksonville, FL 32256, United States of America

Steve Vanderlinde | President | +1 904-389-7261 | +1 904-759-9602 | steve@waterproofingspecialistsinc.com

Line Items

Description	Quantity	Unit Cost	Total Cost
Waterproofing at Cafe			$206,875
Waterproofing at Existing Times-Union Center (see drawing C-202)			$4,750
Joints Sealants at Cafe			$5,750
Firestopping at Cafe Rated Walls			$3,250
Joint Sealants at Concrete Pavement and Sidewalks			$13,125
Standalone Visual Mock-Up			$2,500
Base Bid			**$236,250**

Alternates

Two (2) layers of 1/2" drainage board and 5" minimum R-25 XPS sloped insulation at cafe roof	$121,500

Inclusions

WATERPROOFING AT CAFE:

WP-1 BELOW GRADE WATERPROOFING:

WP-1 below grade HDPE faced waterproofing membrane at public restrooms and cafe, underslab and turned up at foundations; wrapped and where shown	Yes
WP-1 or WP-2 at retaining walls on earth side	Yes
Terminate WP-1 at grade	Yes
Drainage board at retaining walls	Yes

WP-2 HOT RUBBERIZED ASPHALT WATERPROOFING:

WP-2 hot rubberized asphalt with protection sheet and PMMA/PUMA flashings at roof of public restrooms and cafe	Yes
WP-2 wrapped up at planter walls, roof safety anchors, railings, and all other locations either shown or required	Yes

COJ Riverfront Plaza Upland Work - Phase I

2 Independent Drive, Jacksonville, FL 32202, United States of America

Wrap WP-2 hot rubber on top over termination of exterior below grade wall waterproofing, where applicable	Yes
WP-2 electrically conductive primer	Yes
Root barrier at cafe roof	Yes
Two (2) layers of 1/2" drainage board and 5" minimum R-25 XPS sloped insulation at cafe roof	Yes
Two different insulations were called for in the specifications: the Plazamate XPS foam insulation is the basis of design and the Roofmate XPS foam insulation has been removed per RFI #49, please confirm that your proposal has been priced in this manner	Yes
UV blanket/protection mat is not required per RFI #49, please confirm this is excluded	Yes
Insulation shall be sloped/tapered towards scuppers, drains, etc. as shown on the drawings	Yes
Provide roof crickets where required to properly drain the roof structure	Yes
Reinforced cold fluid applied flashing at scuppers	Yes
Flash all roof penetrations, including at roof drains	Yes
Mastic tape, heat shrink rubber collars, pipe clamps, and caulking at roof safety anchors	Yes
Filter fabric over drains, at scuppers, and all other areas where shown	Yes
WP-3 WATERPPROFING:	
WP-3 PMMA membrane at pump pit	Yes
WATERPROOFING AT EXISTING TIMES-UNION CENTER:	
WP-1 waterproofing at existing Times-Union Performing Arts Center building (see civil drawing C-202)	Yes
Drainage board at existing Times-Union Performing Arts Center building	Yes
JOINT SEALANTS AT CAFE:	
Sealant at door frames	Yes
Compressible joint sealer at pedestrian bridge/walkway isolation joints	Yes
Compressible joint sealer at isolation joint between site slab-on-grade and cafe walls, planter walls/curbs, other walls, etc.	Yes
Sealant at control joints in concrete site retaining walls	Yes
Joint filler and sealant at expansion joints in concrete site retaining and foundation walls	Yes

COJ Riverfront Plaza Upland Work - Phase I

2 Independent Drive, Jacksonville, FL 32202, United States of America

Full depth compressive sealant at expansion joints between counterfort and cafe building walls	Yes
1" wall-to-wall, preformed, exterior expansion joint system	Yes
FIRESTOPPING AT CAFE RATED WALLS:	
Firestopping at two hour rated CMU walls at B105 Electrical and B106 Communication rooms	Yes
JOINT SEALANTS AT CONCRETE PAVEMENT AND SIDEWALKS:	
Sealant and backer rod at concrete pavement expansion joints, including at bench pads, trash pads, stairs, and all other areas shown or required	Yes
Sealant at bollards and railing posts, where shown or required	Yes
MISCELLANEOUS:	
Full-time, non-working, site representative to inspect waterproofing installation during entire installation	Yes
Electronic leak detection	Yes
Flood tests	No
STANDALONE VISUAL MOCK-UP:	
Visual mock-up, standalone	Yes

Scope-Specific Information and Unit Costs

Please specify sheet membrane waterproofing manufacturer	GCP Preprufe 275
Please specify roof insulation manufacturer	American Hydrotech
Please notate whether you have included pre-applied waterproofing or post-applied waterproofing at retaining walls	Post Applied GCP Bituthene 3000

General Acknowledgments

PLEASE REVIEW AND ACKNOWLEDGE THE FOLLOWING GENERAL REQUIREMENTS:

All Bids shall remain valid for a minimum of 90 days from the date submitted.	Yes
Did Subcontractor review the schedule?	Yes
Do you have any comments or concerns with schedule?	No
Please note your EMR Rate	.85

Bid Proposal: Waterproofing & Sealants

Printed on Mar 18, 2024 at 4:20 PM EDT

COJ Riverfront Plaza Upland Work - Phase I

2 Independent Drive, Jacksonville, FL 32202, United States of America

All Subcontractors will be required to participate in Haskell's safety program "SafeMatters". There is a $40 fee per employee to register in this program. This shall be included in your proposal for each employee that will be working on the jobsite.	Yes
Haskell's insurance requirements are noted in Section 10 of the Subcontract Terms and Conditions. Subcontractor has reviewed these requirements and confirms they can meet them as stated.	Yes
Subcontractor confirms they have reviewed the Haskell standard Contract Terms and Conditions and accepts them as written or has provided a list of requested changes with their proposal.	Yes
Haskell's Code of Safe Practices is included with the bid documents and is Haskell's standard safety requirements for all Subcontractors. Subcontractor confirms it has reviewed and accepts these terms as written or has provided a list of requested changes with their proposal.	Yes
Subcontractor confirms they have reviewed the BIM Subcontract Attachment and accepts these terms as written or has provided a list of requested changes with their proposal.	Yes
Subcontractor has included and is responsible for all Sales and Use taxes for the project location.	Yes

ADDENDA AND RFI:

Please acknowledge receipt and inclusion of Addendum #1 dated February 22, 2024, and Addendum #2 dated February 28, 2024, into your pricing proposal.	Yes
Please confirm you received and reviewed RFI responses #1 through 96.	Yes

LEAD TIME:

Do any of your materials have long lead times?		No
Please specify lead times for materials, specifically long lead items.	2 weeks	

INFLATION/ESCALATION:

What inflation/escalation percentages are you carrying, if any?	none

LABOR HOURS:

Please provide total labor hours for this project.	2750

Bond Information

What is your bond rate?	1 %

Labor Rates

Please note hourly rates for your employees or crews on a separate attachment.	$40 /per hour

Certifications

EXHIBIT E

COJ Riverfront Plaza Upland Work - Phase I

2 Independent Drive, Jacksonville, FL 32202, United States of America

Do you represent a certified JSEB (Jacksonville Small Emerging Business)? No

Disclaimers and Clarifications

SUBCONTRACTOR SHALL REVIEW AND INCORPORATE THE FOLLOWING BID REQUIREMENTS WITH THEIR PROPOSAL:

All Bids shall remain valid for a minimum of 90 days from the date submitted.

All bidders must complete the Haskell online Vendor Qualification Form. This will be required prior to any awards on the project and help us gauge the qualifications of bidders. To fill out this form, bidders must go to this website: http://www.haskell.com/subcontractors, and click on the link in the center of the page labeled "Vendor Management System".

A preliminary project schedule was provided with the bid documents. Subcontractor is responsible for reviewing this schedule and submitting a bid with the manpower and hours required to meet the schedule. If Subcontractor has any objections with the schedule, they shall clearly note these within their proposal.

Subcontractor shall furnish all necessary labor, insurance, materials, supervision, services, tools, equipment, transportation, hoisting, shop drawings, samples and all other services necessary to fully perform and complete the Work required by this Subcontract.

Subcontractor is responsible for all equipment necessary for hoisting and offloading material required for this scope of work as well as elevated access for their work.

Warranty period is one year for labor, materials, and equipment from the project substantial completion date, excluding any manufacturer warranties that may extend beyond this period. Warranties shall commence at Substantial Completion only, not delivery, start-up or other earlier dates.

Subcontractor is responsible for daily clean-up of their work. Daily clean up shall mean "broom clean" of the area(s) being worked, regardless of area size, and leaving area with materials, tools, and equipment neatly straightened/organized. All brooms, scoops, garbage transport containers, or other accessories, necessary for clean-up of this scope, are the responsibility of this scope. For failure to clean up daily or maintain housekeeping standards, Haskell will provide a 24 hour warning prior to backcharging Subcontractor for participation in composite clean-up crew or may employ cleaning services at Subcontractor's expense.

EXHIBIT E

McMaster, Brent M.

From: Steven Vanderlinde <steve@waterproofingspecialistsinc.com>
Sent: Wednesday, April 17, 2024 11:57 AM
To: McMaster, Brent M.
Subject: COJ Waterfront breakout

You don't often get email from steve@waterproofingspecialistsinc.com. Learn why this is important

External Email

Brent,

Here is our breakout for COJ Riverfront

Immediate scope items:

1. Times Union – $4,750
2. Mock up - $2,500
3. Below Grade waterproofing – Slab and Walls $95,000

Later scope

1. Joint Sealants - $5,750
2. Firestopping - $3,250
3. Site Caulking - $13,125
4. Hot waterproofing - $111,875
5. Tapered insulation - $121,500

Firestop Masonry Angles - $3,000 (Haskell carry #)

Deferred costs = $252,750

Steve

Steven M Vanderlinde
President

ATERPROOFING
PECIALISTS INC.

www.waterproofingspecialistsinc.com

8200 Cypress Plaza Drive Suite 305
Jacksonville, FL 32256
Mobile: 904-759-9602
Office: 904-389-7261 ext 102
Fax: 904-384-5212

SDVOSB

CGC 1519320 CCC 024446

DocuSign Envelope ID: DB17A176-C8B1-4B95-8630-10A5A54C580E

08 10 D

Scope:	08 10 DFH
Job No:	4400661
Project:	COJ Riverfront Plaza Upland Work - Phase I
Estimator:	BMM
Bid Date:	2/29/24 2:00 PM
Scope Notes:	

Company:	Taylor Cotton & Ridley
Contact:	Dock Rich
Phone:	904-733-8373
Email:	drich@taylorcottonridley.com
Lead Times:	7-9 WKS
Quote Good for #days?:	
Notes:	

HASKELL

Spec	Description	Haskell Quantity	UM	Haskell Estimate U.P.	Haskell Estimate Total Price	C	C U.P.	C Total Price	CARRY	CARRY U.P.	CARRY Total Price
	Bid Total :				$40,961			$82,034			$82,034
	BASE BID				-	Y		45,346	C		45,346
					-			-	C		-
081113.0250	90 MIN HM DOOR/FRAME/HW/F&I: AVG 3'X7' (F)	1	EA	3,661.29	3,661	Y		Incl.	C		Incl.
081113.0250	HM DOOR/FRAME/HW/F&I: AVG 2'X7' EXTERIOR INSULATED (H)	1	EA	3,000.00	3,000	Y		Incl.	C		Incl.
081113.0250	HM DOOR/FRAME/HW/F&I: AVG 3'X7' EXTERIOR INSULATED W/EGRESS (F)	5	EA	3,700.00	18,500	Y		Incl.	C		Incl.
081113.0250	HM DOOR/FRAME/HW/F&I: AVG 3'X7' W/ LOUVER & EGRESS (L1)	3	EA	3,000.00	9,000	Y		Incl.	C		Incl.
081113.0260	HM DOOR/FRAME/HW/F&I: AVG 6'X7' EXTERIOR INSULATED W/ EGRESS (FF)	1	EA	6,800.00	6,800	Y		Incl.	C		Incl.
	FIBERGLASS DOORS AT B109 AND B110 ALLOWANCE	2	EA		-	HSK-A		15,000	C		15,000
	BITUMINOUS COATED DOOR FRAMES				-	Y		Incl.	C		Incl.
					-			-	C		-
	INSTALLATION				-	Y		7,852	C		7,852
					-			-	C		-
	DELIVERY & OFFLOADING (LEAVES & FRAMES)				-	Y		Incl.	C		Incl.
	TEMP DOORS	7	EA		-	Y	360.00	2,520	C		2,520
	TEMP CONSTRUCTION CORES				-	Y		Incl.	C		Incl.
	KEYING & PERMANENT CORES				-	HSK-A		2,750	C		2,750
	ADDITIONAL (2) CORES & KEYS AT SECURITY GATE AND POCKET DOOR				-	HSK-A		500	C		500
	PUNCH LIST				-	HSK-A		1,500	C		1,500
					-			-	C		-
	Wage Type										
	Small/Minority Business Type										
	Addenda ___ Through ___										
	SUBTOTAL				40,961	Y		75,468	Y		75,468
	Sales Tax	7.50%				Y		5,660	Y		5,660
	Sub/Vendor Bond	1.20%				Y		906	Y		906
	TOTAL				$ 40,961			$ 82,034			$ 82,034
	Mobilizations after 2 (per EA)										
	Alternate "2"										
	Alternate "3"										
	Alternate "4"										

EXHIBIT E

EXHIBIT E

Bid Proposal: Doors, Frames & Hardware

Printed on Mar 1, 2024 at 5:01 PM EST

COJ Riverfront Plaza Upland Work - Phase I

2 Independent Drive, Jacksonville, FL 32202, United States of America

Sent proposal: $55,993.76

Submitted Mar 1, 2024 at 3:35 PM EST

Taylor Cotton & Ridley
4410 SW 35th Terrace, Gainesville, FL 32608, USA
Dock Rich | Chief Estimator | +1 904-733-8373 | +1 904-733-8373 | drich@taylorcottonridley.com

Line Items

Description	Quantity	Unit Cost	Total Cost
Doors, Frames & Hardware			$55,993.76
Base Bid			**$55,993.76**

Inclusions

NOI compliance for exterior doors	Yes
Drop, Set, Frame prior to Cast in Place. Coordinate with Concrete to ensure frames are plumb.	No
Delegated-design	No
Confirm that at least 2 mobilizations are included in your base bid.	Yes

Scope-Specific Information and Unit Costs

Price per each mobilization after 2	$0
Add price for double glass door mockup (VM-02)	$0

General Acknowledgments

PLEASE REVIEW AND ACKNOWLEDGE THE FOLLOWING GENERAL REQUIREMENTS:

All Bids shall remain valid for a minimum of 90 days from the date submitted		Yes
Did Subcontractor review the schedule?		Yes
Do you have any comments or concerns with schedule?	NO	
Please note your EMR Rate	WILL PROVIDE LATER	
All Subcontractors will be required to participate in Haskell's safety program "SafeMatters". There is a $40 fee per employee to register in this program. This shall be included in your proposal for each employee that will be working on the jobsite		Yes

powered by BUILDINGCONNECTED

EXHIBIT E

COJ Riverfront Plaza Upland Work - Phase I

2 Independent Drive, Jacksonville, FL 32202, United States of America

Haskell's insurance requirements are noted in Section 10 of the Subcontract Terms and Conditions. Subcontractor has reviewed these requirements and confirms they can meet them as stated.	Yes
Subcontractor confirms they have reviewed the Haskell standard Contract Terms and Conditions and accepts them as written or has provided a list of requested changes with their proposal.	Yes
Haskell's Code of Safe Practices is included with the bid documents and is Haskell's standard safety requirements for all Subcontractors. Subcontractor confirms it has reviewed and accepts these terms as written or has provided a list of requested changes with their proposal.	Yes
Subcontractor confirms they have reviewed the BIM Subcontract Attachment and accepts these terms as written or has provided a list of requested changes with their proposal.	Yes
Subcontractor has included and is responsible for all Sales and Use taxes for the project location.	Yes

ADDENDA AND RFI:

Please acknowledge receipt and inclusion of Addendum #1 dated February 22, 2024, and Addendum #2 dated February 28, 2024, into your pricing proposal.	Yes
Please confirm you received and reviewed RFI responses #1 through 96	Yes

LEAD TIME:

Do any of your materials have long lead times?	Yes
Please specify lead times for materials, specifically long lead items.	7 to 9 weeks on all material after approvals.

INFLATION/ESCALATION:

What inflation/escalation percentages are you carrying, if any?	None. We will hold pricing as quoted.

Bond Information

What is your bond rate?	1.25 %

Labor Rates

Please provide total labor hours for this project.	$128 /per hour
Please note hourly rates for your employees or crews on a separate attachment.	$90 /per hour

Certifications

Do you represent a certified JSEB (Jacksonville Small Emerging Business)?	No

Disclaimers and Clarifications

SUBCONTRACTOR SHALL REVIEW AND INCORPORATE THE FOLLOWING BID REQUIREMENTS WITH THEIR PROPOSAL:

EXHIBIT E

COJ Riverfront Plaza Upland Work - Phase I

2 Independent Drive, Jacksonville, FL 32202, United States of America

All Bids shall remain valid for a minimum of 90 days from the date submitted.

All bidders must complete the Haskell online Vendor Qualification Form. This will be required prior to any awards on the project and help us gauge the qualifications of bidders. To fill out this form, bidders must go to this website: http://www.haskell.com/subcontractors, and click on the link in the center of the page labeled "Vendor Management System".

A preliminary project schedule was provided with the bid documents. Subcontractor is responsible for reviewing this schedule and submitting a bid with the manpower and hours required to meet the schedule. If Subcontractor has any objections with the schedule, they shall clearly note these within their proposal.

Subcontractor shall furnish all necessary labor, insurance, materials, supervision, services, tools, equipment, transportation, hoisting, shop drawings, samples and all other services necessary to fully perform and complete the Work required by this Subcontract.

Subcontractor is responsible for all equipment necessary for hoisting and offloading material required for this scope of work as well as elevated access for their work.

Warranty period is one year for labor, materials, and equipment from the project substantial completion date, excluding any manufacturer warranties that may extend beyond this period. Warranties shall commence at Substantial Completion only, not delivery, start-up or other earlier dates.

Subcontractor is responsible for daily clean-up of their work. Daily clean up shall mean "broom clean" of the area(s) being worked, regardless of area size, and leaving area with materials, tools, and equipment neatly straightened/organized. All brooms, scoops, garbage transport containers, or other accessories, necessary for clean-up of this scope, are the responsibility of this scope. For failure to clean up daily or maintain housekeeping standards, Haskell will provide a 24 hour warning prior to backcharging Subcontractor for participation in composite clean-up crew or may employ cleaning services at Subcontractor's expense.

Attachments

3-1-24 Q-COJ Riverfront Pla... (147 KB)

DocuSign Envelope ID: DB17A176-C8B1-4B95-8630-10A5A54C580E

EXHIBIT E

Taylor, Cotton & Ridley, Inc.
4873 Victor Street
Jacksonville, FL 32207

Quotation

Phone: (904) 733-8373
Fax: (904) 733-4338
drich@taylorcottonridley.com

Date: 3/1/2024	**Company:** Haskell Company	**Attn:** Brent McMaster
Quoted By: Dock Rich, Jr.	**No. Pages:** 1	**Fax:** (904)
Job Name: COJ Riverfront Plaza Upland Work	**Job Location:** Jacksonville, Florida	**Phone:** (904) 477-7716

Per request, we are pleased to submit the following quotation and / or contract changes:

Hollow Metal - Per Schedule: ..... **7-9 weeks lead-time**
12 each doors (10 single & 1 pair) seamless, 18 gage & 12 gage, A60 galvanized
11 each door frames – welded, 16 gage & 12 gage, A60 galvanized

Finish Hardware - Per Schedule: ..... **6-8 weeks lead-time**
11 sets finish hardware

Total Material (doors, frames and hardware): ... $ 45,346.00
Sales Tax: ..... + $ 2,795.76
Total Supply Only (including sales tax): ..... $ 48,141.76

Add Alternate - Installation: ... Add $ 7,852.00
Hollow metal doors and finish hardware (Note: Installation of frames is excluded – by others.)

Add Alternate – Payment & Performance (if required): ... Add $ 675.00

Exclusions & Qualifications:

1. Lead times are approximate and apply only after all approvals have been received.
2. Approximate lead times as given cannot be considered as concrete lead times due to today's challenges stemming from supply problems, manpower shortages, and material shipping delays.
3. We quote per specifications and per addendum 1 drawings dated 2/22/2024.
4. We acknowledge addendums 1 and 2.
5. We acknowledge RFI's 1 through 96.
6. Per drawings all HM doors in our scope are flush or flush with bottom louvers. We exclude all glass & glazing.
7. We exclude wood or marble thresholds and flooring transition strips.
8. We exclude doors, frames and hardware for aluminum storefront openings.
9. We exclude installation of frames.
10. We exclude all modifications, repairs, painting and refinishing of existing materials.

Submitted By: *Dock Rich, Jr.* **Accepted By:**

Chief Estimator

To show intent to award and to authorize Taylor, Cotton & Ridley, Inc. to begin the submittal process:
Please sign and email to drich@taylorcottonridley.com or fax to (904) 733-4338

THIS QUOTATION IS SUBJECT TO REVIEW IF NOT ACCEPTED IN 90 DAYS

DocuSign Envelope ID: DB17A176-C8B1-4B95-8630-10A5A54C580E

Scope:	08 35 SECURITY GATE	Company:	DURASERVE CORPORATION
Job No:	4400661	Contact:	JESS SENN
Project:	COJ Riverfront Plaza Upland Work - Phase I	Phone:	239.990.7235
Estimator:	COJ Riverfront Plaza Upland Work - Phase I	Email:	JESS.SENN@DURASERVCORP.COM
Bid Date:	2/29/24 2:00 PM	Lead Times:	6-8 WKS
		Quote Good for #days?:	90
Scope Notes:		Notes:	

HASKELL

				Bid Total :		$15,054			$15,054		
				$13,005		B			CARRY		
Spec	Description	Haskell Quantity	UM	Haskell Estimate U.P.	Haskell Estimate Total Price		U.P.	Total Price		U.P.	Total Price
	BASE BID				-	Y		14,875	B		14,875
					-			-	B		-
083400.0100	SIDE FOLDING SECURITY GRILLE: AVG 17'X9' - ESG-32	153	SF	85.00	13,005	Y		Incl.	B		Incl.
					-			-	B		-
	POCKET DOOR				-	Y		Incl.	B		Incl.
	LOCKSETS				-	Y		Incl.	B		Incl.
	INSTALLATION				-	Y		Incl.	B		Incl.
					-			-	B		-
	Wage Type										
	Small/Minority Business Type										
	Addenda ___ Through ___										
	SUBTOTAL				13,005	Y		14,875	Y		14,875
	Sales Tax	7.50%				N		Included Above	N		Included Above
	Sub/Vendor Bond	1.20%				Y		179	Y		179
	TOTAL				$ 13,005			$ 15,054			$ 15,054
	Alternate "1"										
	Alternate "2"										
	Alternate "3"										
	Alternate "4"										

EXHIBIT E

EXHIBIT E

Bid Proposal: Folding Security Gate

Printed on Feb 15, 2024 at 8:22 AM EST

COJ Riverfront Plaza Upland Work - Phase I

2 Independent Drive, Jacksonville, FL 32202, United States of America

Sent proposal: $14,875

Submitted Feb 15, 2024 at 8:17 AM EST

DuraServ Corporation
11360 Metro Parkway, Fort Myers, FL 33966, United States of America
Jess Senn | Regional Sales Manager | +1 239-990-7235 | jess.senn@duraservcorp.com

Line Items

Description	Quantity	Unit Cost	Total Cost
Folding Security Gate			$14,875
Base Bid			**$14,875**

Inclusions

Exterior rated Glidegard ESG-32 folding gate	Yes
Pocket door	Yes
Hot-dip galvanized	Yes
Aluminum gate track	Yes
Lock socket at posts	Yes
Anchorage to HSS framing	Yes
Installation	Yes

General Acknowledgments

PLEASE REVIEW AND ACKNOWLEDGE THE FOLLOWING GENERAL REQUIREMENTS:

All Bids shall remain valid for a minimum of 90 days from the date submitted.		Yes
Did Subcontractor review the schedule?		Yes
Do you have any comments or concerns with schedule?	no	
Please note your EMR Rate	275	
All Subcontractors will be required to participate in Haskell's safety program "SafeMatters". There is a $40 fee per employee to register in this program. This shall be included in your proposal for each employee that will be working on the jobsite.		Yes

powered by BUILDINGCONNECTED

EXHIBIT E

Bid Proposal: Folding Security Gate

Printed on Feb 15, 2024 at 8:22 AM EST

COJ Riverfront Plaza Upland Work - Phase I

2 Independent Drive, Jacksonville, FL 32202, United States of America

Haskell's insurance requirements are noted in Section 10 of the Subcontract Terms and Conditions. Subcontractor has reviewed these requirements and confirms they can meet them as stated.	Yes
Subcontractor confirms they have reviewed the Haskell standard Contract Terms and Conditions and accepts them as written or has provided a list of requested changes with their proposal.	Yes
Haskell's Code of Safe Practices is included with the bid documents and is Haskell's standard safety requirements for all Subcontractors. Subcontractor confirms it has reviewed and accepts these terms as written or has provided a list of requested changes with their proposal..	Yes
Subcontractor has included and is responsible for all Sales and Use taxes for the project location.	Yes

ADDENDA AND RFI:

Please confirm you received and reviewed RFI responses.	Yes

LEAD TIME:

Do any of your materials have long lead times?	No
Please specify lead times for materials, specifically long lead items.	6-8 weeks

INFLATION/ESCALATION:

What inflation/escalation percentages are you carrying, if any?	5%

Bond Information

What is your bond rate?	1 %

Labor Rates

Please provide total labor hours for this project.	$14 /per hour
Please note hourly rates for your employees or crews on a separate attachment.	$175 /per hour

Certifications

Do you represent a certified JSEB (Jacksonville Small Emerging Business)?	No

Disclaimers and Clarifications

SUBCONTRACTOR SHALL REVIEW AND INCORPORATE THE FOLLOWING BID REQUIREMENTS WITH THEIR PROPOSAL:

All Bids shall remain valid for a minimum of 90 days from the date submitted.

All bidders must complete the Haskell online Vendor Qualification Form. This will be required prior to any awards on the project and help us gauge the qualifications of bidders. To fill out this form, bidders must go to this website: http://www.haskell.com/subcontractors, and click on the link in the center of the page labeled "Vendor Management System".

powered by BUILDINGCONNECTED

EXHIBIT E

COJ Riverfront Plaza Upland Work - Phase I

2 Independent Drive, Jacksonville, FL 32202, United States of America

A preliminary project schedule was provided with the bid documents. Subcontractor is responsible for reviewing this schedule and submitting a bid with the manpower and hours required to meet the schedule. If Subcontractor has any objections with the schedule, they shall clearly note these within their proposal.

Subcontractor shall furnish all necessary labor, insurance, materials, supervision, services, tools, equipment, transportation, hoisting, shop drawings, samples and all other services necessary to fully perform and complete the Work required by this Subcontract

Subcontractor is responsible for all equipment necessary for hoisting and offloading material required for this scope of work as well as elevated access for their work.

Warranty period is one year for labor, materials, and equipment from the project substantial completion date, excluding any manufacturer warranties that may extend beyond this period. Warranties shall commence at Substantial Completion only, not delivery, start-up or other earlier dates.

Subcontractor is responsible for daily clean-up of their work. Daily clean up shall mean "broom clean" of the area(s) being worked, regardless of area size, and leaving area with materials, tools, and equipment neatly straightened/organized. All brooms, scoops, garbage transport containers, or other accessories, necessary for clean-up of this scope, are the responsibility of this scope. For failure to clean up daily or maintain housekeeping standards, Haskell will provide a 24 hour warning prior to backcharging Subcontractor for participation in composite clean-up crew or may employ cleaning services at Subcontractor's expense.

Attachments

Q-469744-00-COF Riverfro... (135 KB)

EXHIBIT E

QUOTATION

Q-469744.00

To: **The Haskell Co.**
111 Riverside Ave.
Jacksonville, FL 32202

Attn: **Brent McMaster**
Phone: 904-791-4500
Fax:

Email: brent.mcmaster@haskell.com

Issued: Friday, February 2, 2024
Expiration: Sunday, March 3, 2024
Sales Contact: Jess Senn
Direct: 239-768-3667 Cell: 239-990-7235
Email: Jess.Senn@duraservcorp.com

Reference: COF Riverfront Plaza Upland work-Phase 1

Qty	Description	Price	Total

Side Folding Gate ESG32

1 **Cornell-GlideGard ESG32**

Gate size: 17' x 9'
Cornell-GlideGard Side Folding Grille ESG32
Height is Top of Track
Clear Anodized Aluminum Grille
Glidegard Straight Pattern
9" Horzontal spacing
LEAD POST: CYLINDER LOCK HOOK BOLT OPERABLE BOTH SIDES #7 POST
INT POST: CYLINDER LOCK OPERABLE BOTH SIDES, DROP BOLT OPERABLE ONE SIDE, #3 POST
END POST: CYLINDER LOCK HOOK BOLT OPERABLE BOTH SIDES, #7 POST
POCKET DOOR STOCK COLOR POWDER COAT. MAXIMUM 12'-0" HIGH.****
MUST PICK POWDERCOAT COLOR BEFORE RELEASE****
OPERATION: PULL HOOK OVER 12'-0" High

Total Including Taxes: $14,875.12

Total Including Taxes: $14,875.12

EXHIBIT E

QUOTATION

Q-469744.00

Qty	Description	Price	Total

Scope of Work

1) UNLOADING & STORAGE: All unloading and storage of equipment purchased is the responsibility of the purchaser unless otherwise specified

2) INSTALLATION: All prices for installation are based on the following:
a) Unless specifically stated otherwise, all installation will be performed by factory-trained non-union personnel. If union labor is required, additional charges will apply.
b) All wire, wiring, conduit, electrical hookup, control wiring, mounting of control panels and outside lights (if applicable) by others.
c) Prices are based on installation of equipment during normal business hours and a normal business week. If specified work is to be done on weekend, additional charges will apply.
d) Pricing is also based on all equipment being installed on same trip with driveway to be poured prior to start of installation. Additional charges will be added if additional trips are involved due to site conditions.
e) If installation involves removal of existing equipment, pricing does not provide for handling and disposing of existing equipment unless otherwise specified.
f) Preparation of site, removal of obstructions to accept equipment, cutting, patching, and painting is by others.

3) DOCK LEVELERS: Specific to dock levelers and their proper installation:
a) Installation of levelers excludes excavating, forming of pits, and pit steel. Pit forming can be provided and quoted as an option.
b) Installation pricing includes necessary materials, off loading into pre-formed pit, positioning, shimming, and welding in place for pit leveler only.
c) Box Leveler - Shimming and securing a box leveler in place is the responsibility of others. Installation refers to final adjustment only for this type of leveler.
d) If pit formation has been included, Just Rite Equipment, Southern Dock Products, and affiliates are not responsible for any sub-surface complications during pit excavation. Should unforeseen obstructions (conduit, water lines, wall thickness greater than 10", slab thickness greater than 6", etc.) be encountered, customer will be notified.
e) Unless otherwise noted, pit formation does not include a dust control enclosure around the dock during concrete cutting.

4) OVERHEAD DOORS: Specific to overhead doors and their proper installation:
a) Installation of overhead doors is based on an enclosed facility with a finished floor.
b) All interior mounting surfaces to flush and plumb.
c) Door frames, extensions and anchor plates for track, springs and / or electric operators are to be supplied and installed by others.
d) For operators, all electrical wiring, interconnections, and supply of primary power by others.

5) ELECTRICAL: Electrical install for power and controls by others. All wire, wiring, conduit, electrical hookup, control wiring, mounting of control panels and outside lights (if applicable) by others.

6) EXCLUSIONS: Pollution Liability, Professional Liability, OCIP/CCIP and Tax all excluded from proposals unless expressly provided.

For Standard Terms & Conditions of Sale please visit:
http://duraservcorp.com/terms/terms-and-conditions.pdf

Legal Entity name is Duraserv Corp
FEIN No. 46-4394239.
Address: 2200 Luna Rd, Ste 160, Carrollton, TX 75006.
All contract documents should be sent to contracts@duraservcorp.com.
All insurance requests should be directed to insurance@duraservcorp.com.

All prices quoted herein are subject to steel price increases from our suppliers. Increases may be applied to orders before the time of shipment in certain situations. Most suppliers have informed us of their intent to increase prices, but we have little definitive information at this point. Some suppliers have had their term buying contracts shortened or rescinded by steel mills and/or wholesalers, thus causing price uncertainty. We will try to keep you informed of any pending announcements or increases, and also try to mitigate these as best we can. Thanks for your business and understanding.

Accepted By: _____
Brent McMaster - The Haskell Co. Date:

PO #: _____

Scope:	08 80 GLAZING	Company:	Crawford Tracey
Job No:	4400661	Contact:	Nick Howe
Project:	COJ Riverfront Plaza Upland Work - Phase I	Phone:	904-880-5642 x 605
Estimator:	BMM	Email:	don@crawfordtracey.com
Bid Date:	2/29/24 2:00 PM	Lead Times:	10-12 wks
		Quote Good for #days?:	
Scope Notes:		Notes:	
		Bid Total :	$368,201

HASKELL

Spec	Description	Haskell Quantity	UM	Haskell Estimate $644,675 U.P.	Haskell Estimate $644,675 Total Price	B $368,201	B U.P.	B Total Price	CARRY $368,201	CARRY U.P.	CARRY Total Price
	BASE BID				-			302,300	B		302,30(
					-			-	B		-
084300.0006	ALUMINUM STOREFRONT ENTRANCE DOOR GLASS/FRAMING/HARDWARE DOUBLE EXIT (DBL-GL)	2	EA	4,200.00	8,400	Y		Incl.	B		Incl
084300.0006	ALUMINUM STOREFRONT ENTRANCE DOOR GLASS/FRAMING/HARDWARE SINGLE (GL)	1	EA	2,200.00	2,200	Y		Incl.	B		Incl
084400.0106	GL-1 GLAZED CURTAIN WALL W/CLEAR VISION INSULATED GLASS	1,951	SF	325.00	634,075	Y		Incl.	B		Incl
					-			-	B		-
	BACKER ROD AND SEALANT AT PERIMETER OF CURTAIN WALL SYSTEM				-	Y		Incl	B		Incl
	ADDITIONAL "BEAUTY BEAD" SEALANT AT SOG TO CURTAIN WALL SILL (4/A32-10)				-	Y		2,260	B		2,26(
					-			-	B		-
	REVISED MOCK UP, TESTING & AS-BUILTS (INCL DOOR & HARDWARE) *ALLOWANCE*				-	Y		12,690	B		12,690
	DELEGATED DESIGN				-	Y		Incl.	B		Incl.
	FORMED BREAK METAL				-	Y		10,365	B		10,365
	WATER SPRAY & PENETRATION TESTING				-	Y		14,720	B		14,720
	KEYING & PERMANENT CORES				-	HSK		1,500	B		1,500
	BIM COORDINATION / MODELING				-	HSK		20,000	B		20,000
					-			-	B		-
	Wage Type										
	Small/Minority Business Type										
	Addenda ___ Through ___										
	SUBTOTAL				644,675	Y		363,835	Y		363,835
	Sales Tax	7.50%				N		Included Above	N		Included Above
	Sub/Vendor Bond	1.20%				Y		4,366	Y		4,366
	TOTAL				$ 644,675			$ 368,201			$ 368,201
	EXPOSED VERTICAL ROD ILO OF CONCEALED VERTICAL ROD										
	Alternate "2"										
	Alternate "3"										
	Alternate "4"										

DocuSign Envelope ID: DB17A176-C8B1-4B95-8630-10A5A54C580E

EXHIBIT E

EXHIBIT E

Saliba, Jeannette

From: Nick Howe <nickhowe@crawfordtracey.com>
Sent: Thursday, March 14, 2024 11:22 AM
To: Saliba, Jeannette
Subject: Re: COJ Riverfront Plaza

You don't often get email from nickhowe@crawfordtracey.com. Learn why this is important

Hi Jeannette, I apologize for the delay. The water testing quote took a bit longer than expected. See below and let me know if you have any questions.

Alternate Pricing:

1. Furnish and install break metal at C/W head condition. **ADD $10,365**

   NOTE: The proposed glazing system utilizes a face sealed barrier wall waterproofing design. Design coordination will be required to provide a water tight surround condition to property weatherseal the glazing system installation. The current architectural detail does not provide an adequate waterproof condition due to the incorporation of break metal as a component of the primary drainage plain.

2. Furnish AAMA 501.2 Nozzle Water Testing. **ADD $6,020**
3. Furnish ASTM-E-1105 Water Testing. **ADD $8,700**
   a. **NOTE:** Water testing of preselected curtain wall assembly sections shall be conducted in accordance with AAMA 501.2 nozzle test procedures and if required, water testing of 3 curtain wall assembly sections shall be conducted in accordance with ASTM-E-1105 uniform procedures, which incorporates an air chamber at the interior side of the test specimen and a water spray rack at the exterior side. These tests are utilized to provide quality assurance checks and evaluate the performance of the glazing assemblies and its interface with the related construction. Water/electrical supply to be by others.

Thanks!
Nick Howe

From: Nick Howe
Sent: Friday, March 8, 2024 2:52 PM
To: Saliba, Jeannette <Jeannette.Saliba@haskell.com>
Subject: RE: COJ Riverfront Plaza

Yes – I expect the testing quotes on Monday. I'm also waiting on quotes for the break metal which are taking a bit longer than usual, likely because of the custom paint required to match the glazing system.

If they arrive early enough on Monday, I should be able to turn back around to you the same day.

DocuSign Envelope ID: DB17A176-C8B1-4B95-8630-10A5A54C580E

Scope:	09 90 PAINTING & EPOXY	Company:	S David
Job No:	4400661	Contact:	Steve Nordstrom
Project:	COJ Riverfront Plaza Upland Work - Phase I	Phone:	904-636-7788 x 117
Estimator:	BMM	Email:	
Bid Date:	2/29/24 2:00 PM	Lead Times:	
		Quote Good for #days?:	90
Scope Notes:		Notes:	20,470 SF
		Bid Total :	$86,769

HASKELL

Spec	Description	Haskell Quantity	UM	Haskell Estimate U.P.	Haskell Estimate Total Price	D	D U.P.	D Total Price	CARRY	CARRY U.P.	CARRY Total Price
				$69,297				$86,769			$86,769
	BASE BID				-			-	D		-
								-	D		-
096100.0130	CLEAR PENETRATING CONCRETE SEALER, WALLS	23,580	SF	2.50	58,950	Y		38,170	D		38,170
099113.0230	PAINT HM DOORS & FRAMES	11	EA	195.00	2,145	Y		Incl.	D		Incl.
099123.0230	PAINT/SEAL INT CMU BLOCK	3,066	SF	1.55	4,752	Y		1,800	D		1,800
099123.0340	PAINT BOLLARDS	69	EA	50.00	3,450	NA		Not Applicable	D		Not Applicable
	CLEANING/PRESSURE WASHING CONC PRIOR TO SEAL				-	Y		2,200	D		2,200
	CONCRETE SEALER TOUCH-UP				-	HSK		10,000	D		10,000
	CONCRETE SEALER AT MOCK-UP				-	HSK		2,500	D		2,500
					-			-	D		-
096700.0120	EPOXY FLOORING - CHEMICAL RESISTANT				-	Y		13,655	D		13,655
	FLOOR PROTECTION				-	Y		14,085	D		14,085
	EPOXY MOISTURE TESTS				-	Y		1,245	D		1,245
	MOISTURE MITIGATING PRIMER				-	Y		2,085	D		2,085
	4" INTEGRAL EPOXY BASE, INCLUDING AT MECH PADS				-	Y		Incl.	D		Incl.
					-			-	D		-
	Wage Type										
	Small/Minority Business Type										
	Addenda ___ Through ___										
	SUBTOTAL				69,297	Y		85,740	Y		85,740
	Sales Tax	7.50%				N		Included Above	N		Included Above
	Sub/Vendor Bond	1.20%				Y		1,029	Y		1,029
	TOTAL				$ 69,297			$ 86,769			$ 86,769
	PAINT MECH PIPE $/LF										
	PAINT BOLLARDS IF NOT SS	69					80	5520			
	PAINT BOLLARD PRICE INCLUDED IN BASE BID (REMOVED)							4800			
	Alternate "4"										

EXHIBIT E

DocuSign Envelope ID: DB17A176-C8B1-4B95-8630-10A5A54C580E

EXHIBIT E

S. David & CO. LLC.

Painting Contractors
4856 Victor Street
Jacksonville, FL 32207
(904) 636-7788 – Fax: (904) 636-8877

Certified CVOSB (Certified Veteran Owned Small Business) SSPC QP1, QS1

Date: 3/4/24

Proposal to: Haskell

Jeannette.saliba@haskell.com

Project:
COJ Riverfront Plaza

Phone:

Attention

SCOPE OF WORK: 099600 HPC 099726 Cementitious Coating

We will provide all labor, material, equipment and insurance to complete the above reference project. Work includes the following:

- *Paint doors & frames.*
- *Apply water repellant to all concrete interior & exterior.*
- *Paint bollards.*

Total $ 42,970.00

Note: Clear water repellent for all concrete- Master Protect H440 VT.

All material is guaranteed to be as specified. All work to be completed in a workmanlike manner according to standard practices. Any alteration or deviation from above specifications involving extra cost will be executed only upon written orders, and will become an extra charge over and above the estimate. **This proposal may be withdrawn if not executed within 90 days. Price does not include removal of passivated decking.**

Authorized Signature:_____

Acceptance of Proposal: _____

The above prices, specifications and conditions are satisfactory
And are hereby accepted. You are authorized to do the work as specified.

Date of Acceptance:_____

Estimator *Steve Nordstrom*
Office 904-636-7788 EXT 117
Cell 904-838-1588
Email steve@sdavid.com

EXHIBIT E

Bid Proposal: Polished Concrete

Printed on Mar 1, 2024 at 5:25 PM EST

COJ Riverfront Plaza Upland Work - Phase I

2 Independent Drive, Jacksonville, FL 32202, United States of America

Sent proposal revision #1: $32,030

Submitted Mar 1, 2024 at 3:51 PM EST
S. David Flooring, LLC
4856 Victor St, Jacksonville, FL 32207, USA

Submitted on behalf of S. David Flooring, LLC by Brent McMaster

Line Items

Description	Quantity	Unit Cost	Total Cost
Polished Concrete			$29,450
Field Sample Panels			$0
Mock-Up			$2,580
Base Bid			**$32,030**

Alternates

Deduct to remove polished concrete floors from Mech/Pump Room B108, Acid B109, and Chlorine B110	-$5,210
Add to furnish and install epoxy floor, per specification section 09 61 16, in Mech/Pump Room B108, Acid B109, and Chlorine B110	$19,865
Protection of completed floor using temporary covering recommended by manufacturer	$14,085

Inclusions

POLISHED CONCRETE:

Grinding; walk-behind machine with not less than 600 lbs. of down pressure, with dust extraction equipment	Yes
Hand-held edge grinding equipment	Yes
50 grit minimum grinding	Yes
Concrete hardener/densifier	Yes
Polishing; level 2, low sheen, 400 grit	Yes
Stain repellant	Yes
Joint filler at polished concrete floors	No

FIELD SAMPLE PANELS:

powered by BUILDINGCONNECTED

COJ Riverfront Plaza Upland Work - Phase I

2 Independent Drive, Jacksonville, FL 32202, United States of America

Field sample panels: 3 sets, full-scale, 48"x48" minimum	No
To be kept on site during construction duration	No
Demolish and remove when directed	No

MOCK-UP:

Mock-up; 100 square feet at project site (may be part of completed work)	Yes

WARRANTY:

Manufacturer's standard 10 year warranty for material	Yes
Certified applicator's standard 10 year warranty for labor	Yes
Warranties jointly signed	Yes

Scope-Specific Information and Unit Costs

Please specify total square foot included	4,973sf
Please specify manufacturers	Basis of Design: L.M. Scofield (Purchased by SIKA)

General Acknowledgments

PLEASE REVIEW AND ACKNOWLEDGE THE FOLLOWING GENERAL REQUIREMENTS:

All Bids shall remain valid for a minimum of 90 days from the date submitted.	Yes
Did Subcontractor review the schedule?	Yes
Do you have any comments or concerns with schedule?	N/A
Please note your EMR Rate	1.0
All Subcontractors will be required to participate in Haskell's safety program "SafeMatters". There is a $40 fee per employee to register in this program. This shall be included in your proposal for each employee that will be working on the jobsite.	Yes
Haskell's insurance requirements are noted in Section 10 of the Subcontract Terms and Conditions. Subcontractor has reviewed these requirements and confirms they can meet them as stated.	Yes
Subcontractor confirms they have reviewed the Haskell standard Contract Terms and Conditions and accepts them as written or has provided a list of requested changes with their proposal.	Yes

EXHIBIT E

COJ Riverfront Plaza Upland Work - Phase I

2 Independent Drive, Jacksonville, FL 32202, United States of America

Haskell's Code of Safe Practices is included with the bid documents and is Haskell's standard safety requirements for all Subcontractors. Subcontractor confirms it has reviewed and accepts these terms as written or has provided a list of requested changes with their proposal.	Yes
Subcontractor confirms they have reviewed the BIM Subcontract Attachment and accepts these terms as written or has provided a list of requested changes with their proposal.	Yes
Subcontractor has included and is responsible for all Sales and Use taxes for the project location.	Yes

ADDENDA AND RFI:

Please acknowledge receipt and inclusion of Addendum #1 dated February 22, 2024, and Addendum #2 dated February 28, 2024, into your pricing proposal.	Yes
Please confirm you received and reviewed RFI responses #1 through 96.	Yes

LEAD TIME:

Do any of your materials have long lead times?	No
Please specify lead times for materials, specifically long lead items.	2-3 week lead times

INFLATION/ESCALATION:

What inflation/escalation percentages are you carrying, if any?	N/A

Bond Information

What is your bond rate?	2.50 %

Labor Rates

Please provide total labor hours for this project.	$12,500 /per hour
Please note hourly rates for your employees or crews on a separate attachment.	

ADDITIONAL ITEMS:

Foreman	$95 /per hour
Lead	$65 /per hour
Laborer	$45 /per hour

Certifications

Do you represent a certified JSEB (Jacksonville Small Emerging Business)?	No

Disclaimers and Clarifications

EXHIBIT E

COJ Riverfront Plaza Upland Work - Phase I

2 Independent Drive, Jacksonville, FL 32202, United States of America

SUBCONTRACTOR SHALL REVIEW AND INCORPORATE THE FOLLOWING BID REQUIREMENTS WITH THEIR PROPOSAL:

All Bids shall remain valid for a minimum of 90 days from the date submitted.

All bidders must complete the Haskell online Vendor Qualification Form. This will be required prior to any awards on the project and help us gauge the qualifications of bidders. To fill out this form, bidders must go to this website: http://www.haskell.com/subcontractors, and click on the link in the center of the page labeled "Vendor Management System".

A preliminary project schedule was provided with the bid documents. Subcontractor is responsible for reviewing this schedule and submitting a bid with the manpower and hours required to meet the schedule. If Subcontractor has any objections with the schedule, they shall clearly note these within their proposal.

Subcontractor shall furnish all necessary labor, insurance, materials, supervision, services, tools, equipment, transportation, hoisting, shop drawings, samples and all other services necessary to fully perform and complete the Work required by this Subcontract.

Subcontractor is responsible for all equipment necessary for hoisting and offloading material required for this scope of work as well as elevated access for their work.

Warranty period is one year for labor, materials, and equipment from the project substantial completion date, excluding any manufacturer warranties that may extend beyond this period. Warranties shall commence at Substantial Completion only, not delivery, start-up or other earlier dates.

Subcontractor is responsible for daily clean-up of their work. Daily clean up shall mean "broom clean" of the area(s) being worked, regardless of area size, and leaving area with materials, tools, and equipment neatly straightened/organized. All brooms, scoops, garbage transport containers, or other accessories, necessary for clean-up of this scope, are the responsibility of this scope. For failure to clean up daily or maintain housekeeping standards, Haskell will provide a 24 hour warning prior to backcharging Subcontractor for participation in composite clean-up crew or may employ cleaning services at Subcontractor's expense.

Additional Information

Notes

Joint Filler pricing above is provided as an Alt Add on the proposal based on the total joints required filling. To produce a firm bid price for joints, an exact linear foot joint measurement needs to be determined.

Attachments

COJ Riverfront Plaza Cafe S... (180 KB)

DocuSign Envelope ID: DB17A176-C8B1-4B95-8630-10A5A54C580E

PROPOSAL

EXHIBIT E

Thomas DeTardo
S. David Flooring, LLC
4856 Victor St.
Jacksonville, FL 32207
Ph: 904-591-9102 Fax: 904-287-2743
thomas@sdavidflooring.com

Date: 2/27/2024

PROPOSAL SUBMITTED TO: Jeannette Saliba
Contact: Jeannette.Saliba@haskell.com
Contact:
Co Name: Haskell
Address: 111 Riverside Ave.
Jacksonville, FL 32202

Phone: 904.357.5795 Fax:

WORK TO BE PERFORMED AT:
Site Name: COJ Riverfront Plaza
Address: 2 Independent Drive
Jacksonville, FL 32202

Customer Acceptance **Date**

Scope of Work: Deliver polished concrete per specifications (Grade 1/Level 2 - 400 grit), to (Appx 4,973sf).

1. Grind 80/100 grit diamonds.
2. Hone with 30 grit hybrids.
3. Densify concrete until rejection (Actual amount of application is based on concrete porosity).
4. Continue honing with 100 grit hybrids.
5. Polish substrate with 200 and 400 grit resin diamonds.
6. Apply guard/stain protector.
7. High speed/high temperature burnish with hogs hair heat pads.

****NOTE: Field Panels have been excluded from proposal****

Alt Add/Polished Concrete, Joint Sealant: $7.25 LF (Not included in proposal pricing)
Alt Add/Polished Concrete, Dye/Stain Application: $1.85 SF (Not included in proposal pricing)
Alt Add/Polished Concrete, Pit Grout: $1.35 SF (Not included in proposal pricing)
Alt Add, Field Mock-Up: $2,580

Alt Add, Novolac Epoxy to Rooms B108, 109 and 110
****Basis of Design Option, Euclid Duraltex 1805: $14,655 (add to project total)**
****VE Option, Sherwin-Williams Novo-Flo 3741: $10,410 (add to project total)**

Alt Add/Epoxy Areas - Moisture Tests Provided by S. David Flooring: $1,245 (Not included in project totals)

Alt Add/Epoxy Areas - Moisture Mitigating Primer Based on Moisture Test Results: $2,085 (Not included in project totals)

EXHIBIT E

TERMS: 50% deposit upon acceptance of agreement/Final payment upon completion.

*Smooth coating finishes may exhibit exposure to contaminants and particulates in the final/topcoat from the environment.
*Climatized, material storage and space for mixing station is to be provided directly adjacent to the flooring application area.
*Installation areas are to be restricted to all other trades during application process. All non-flooring work to be suspended.
*This proposal is provided as a single mobilization engagement.
*No repairs other than items expressly outlined above will be performed.
*Power provided by customer (110v, 220v, 240v/3phs/60 amp and 480/3phs/60 amp - as applicable).
*Floor service area admissible only to flooring crew for duration of project and material curing period.
*No demolition included with this proposal. Substrate is to be free of all tile, glues, adhesives, etc..
*Permanent lighting or equivalent must be in place prior to floor crew arrival.
*Proposal does not include sloping. System follows contour of existing slab unless otherwise proposed.
*All drains within installation area are to be flush/level with the substrate surface (not elevated).
*Warranty does not include substrate cracking post-system installation.
Customer to provide dumpster for disposal of waste.

Project Total: $ 29,450

DocuSign Envelope ID: DB17A176-C8B1-4B95-8630-10A5A54C580E

Scope:	10 00 SPECIALTIES	Company:	Holman, Inc.		
Job No:	4400661	Contact:	Adam Cole		
Project:	COJ Riverfront Plaza Upland Work - Phase I	Phone:	904-781-4531		
Estimator:	JNW	Email:	acole@holman-inc.com		
Bid Date:	3/1/24/ 2PM	Lead Times:			
		Quote Good for #days?:			
Scope Notes:		Notes:	JSEB		
		Bid Total :	$44,497		$44,497
		$38,498			

Spec	Description	Haskell Quantity	UM	Haskell Estimate U.P.	Haskell Estimate Total Price	C	C U.P.	C Total Price	CARRY	CARRY U.P.	CARRY Total Price
	BASE BID				-			-	C		-
					-			-	C		-
	FIRE EXTINGUISHERS				-	Y		313	C		313
104416.0100	FIRE EXTINGUISHER W/ BRACKET	4	EA	250.00	1,000	Y		Incl.	C		Incl.
					-			-	C		-
	TOILET ACCESSORIES				-	Y		24,829	C		24,829
102113.01	SANITARY NAPKIN DISPOSAL UNIT	8	EA	987.73	7,902	Y		Incl.	C		Incl.
102113.01	TOILET TISSUE ROLL DISPENSER	8	EA	987.73	7,902	Y		Incl.	C		Incl.
102113.01	WARM AIR DRYER- SURFACE MOUNTED	8	EA	987.73	7,902	Y		Incl.	C		Incl.
102813.01	BABY CHANGING STATION	2	EA	100.39	201	Y		Incl.	C		Incl.
102813.01	COMBO TOWEL/WASTE RECEPTACLE	8	EA	100.39	803	Y		Incl.	C		Incl.
102813.01	MIRROR UNIT	10	EA	68.14	681	Y		Incl.	C		Incl.
102813.01	ROBE HOOK	8	EA	100.39	803	Y		Incl.	C		Incl.
102813.01	SEAT COVER DISPENSER	8	EA	150.00	1,200	Y		Incl.	C		Incl.
102813.0310	LIQUID SOAP DISPENSER	10	EA	73.51	735	Y		Incl.	C		Incl.
102816.0170	36" GRAB BAR	4	EA	137.12	548	Y		Incl.	C		Incl.
102816.0180	42" GRAB BAR	4	EA	142.50	570	Y		Incl.	C		Incl.
	DELEGATED DESIGN OF GRAB BARS	1	LS		Incl.	Y		Incl.	C		Incl.
					-			-	C		-
	TOILET PARTITIONS AND URINAL SCREENS				-	Y		18,828	C		18,828
102113.0120	TOILET PARTITIONS - REGULAR STALL (FLOOR MOUNTED)	4	EA	850.00	3,400	Y		Incl.	C		Incl.
102113.0130	TOILET PARTITIONS - HANDICAP STALL (FLOOR MOUNTED)	4	EA	1,125.00	4,500	Y		Incl.	C		Incl.
102113.0150	TOILET PARTITIONS - URINAL SCREENS	1	SF	350.00	350	Y		Incl.	C		Incl.
					-			-	C		-
	INSTALLATION				-	Y		Incl.	C		Incl.
					-			-	C		-
	Wage Type										
	Small/Minority Business Type										
	Addenda ___ Through ___										
	SUBTOTAL				38,498	Y		43,969	Y		43,969
	Sales Tax	7.50%				N		Included Above	N		Included Above
	Sub/Vendor Bond	1.20%				Y		528	Y		528
	TOTAL				$ 38,498			$ 44,497			$ 44,497
	Alternate "1"										

EXHIBIT E

DocuSign Envelope ID: DB17A176-C8B1-4B95-8630-10A5A54C580E

Scope:	10 00 SPECIALTIES				Company:	Holman, Inc.					
Job No:	4400661				Contact:	Adam Cole					
Project:	COJ Riverfront Plaza Upland Work - Phase I				Phone:	904-781-4531					
Estimator:	JNW				Email:	acole@holman-inc.com					
Bid Date:	3/1/24/ 2PM				Lead Times:						
					Quote Good for #days?:						
Scope Notes:					Notes:	JSEB					
					Bid Total :	$44,497			$44,497		
					$38,498						
Spec	Description	Haskell Quantity	UM	Haskell Estimate		C			CARRY		
				U.P.	Total Price		U.P.	Total Price		U.P.	Total Price
	Alternate "2"										
	Alternate "3"										
	Alternate "4"										

EXHIBIT E

DocuSign Envelope ID: DB17A176-C8B1-4B95-8630-10A5A54C580E

EXHIBIT E

Holman, Inc.
Construction Specialties & More

Estimate Proposal

Date: 3/5/2024

Quotation No. 27921

To:

General Estimating Department

Project: COJ Riverfront
Location: Jacksonville, FL
Estimator: ADC
Terms: TBD
Addendum 1.2

WE PROPOSE TO: Furnish/Ins... [X] Furnish [ ] Install [ ]

CBC1258919

Description	Qty	Price	Total
ASI Accurate Stainless Steel Floor Supported Toilet Compartments with Stainless Steel Hardware			
Furnish Toilet Compartments per the Below Specifications: - 8 ea. Toilet Compartments - 1 ea. Urinal Screens - Material Type: Stainless Steel -Toilet Compartment Configuration: Floor supported - Urinal Screen Configuration: Wall Hung - Color: S/S - Standard Panel and Door Size - Stainless Steel Hardware - Stainless Steel Continuous Brackets	1	13,966.41	13,966.41T
Install Toilet Compartments			3,993.16
SUBTOTAL FOR STAINLESS STEEL TOILET COMPARTMENTS			17,959.57
Fire Equipment Furnish Fire Extinguishers & Cabinets Per Current Plans and Specifications: 2 ea. Activar JL Industries Cosmic 10E dry chemical ABC fire extinguisher with decal and tagging	2	112.20	224.40T
Install Fire Equipment			74.78
SUBTOTAL FOR FIRE EQUIPMENT			299.18

We Exclude Storage of Material. Backing, Wall Cut-outs, Wall Openings and Blocking by Others.

Subtotal
Sales Tax (6.0%)
Total

DocuSign Envelope ID: DB17A176-C8B1-4B95-8630-10A5A54C580E

EXHIBIT E

Holman, Inc.
Construction Specialties & More

Estimate Proposal

Date: 3/5/2024

Quotation No. 27921

To:

General Estimating Department

Project: COJ Riverfront
Location: Jacksonville, FL
Estimator: ADC
Terms: TBD
Addendum 1.2

WE PROPOSE TO: Furnish/Ins... [X] Furnish [ ] Install [ ]

CBC1258919

Description	Qty	Price	Total
Bobrick and Bradley Washroom Accessories (as specified) Furnish Lot Toilet Room Accessory Fixtures as Listed Below: 8 ea. Bobrick B-7179 Fino electric hand dryer (electrical by others) 4 ea. Bobrick B-6806x36 Grab bar, 36"L 4 ea. Bobrick B-6806x42 Grab bar, 42"L 4 ea. Bobrick B-6806x18 Grab bar, 18"L 8 ea. Bobrick B-380349 Paper towel dispenser and waste receptacle 10 ea. Bradley #748 1836 Type 304 S/S Polished #8 bright finish mirror, 18"x36" 8 ea. Bradley #9114 Robe hook 8 ea. Bradley #583 Seat cover dispenser 10 ea. Bradley #6562 Soap dispenser 8 ea. Bradley #4781-11 Surface mount Napkin disposal 8 ea. Bradley #5425 Dual roll medium roll toilet tissue dispenser 2 ea. Bradley #963 Baby changing station	1	20,722.99	20,722.99T
Install Toilet Accessories			2,817.50
Sales Sur Tax on First $5,000 Materials		75.00	75.00

We Exclude Storage of Material. Backing, Wall Cut-outs, Wall Openings and Blocking by Others.

Subtotal		**$41,874.24**
Sales Tax (6.0%)	$2,094.83	
Total		**$43,969.07**

Quote is valid for 30 days. Quote is based on Holman, Inc. current insurance coverage. Additional coverage, waivers or endorsements may result in additional costs to the requester. Holman, Inc. is a certified WMBE, DBE, and JSEB company. Subcontracts with a value less than $2,500 will incur a $250.00 processing fee. Simple Purchase Orders and Signed Sales Orders do not incur any fee. Some items may be non-returnable due to their custom nature. Items that are returnable will incur a 35% restocking fee and additional freight charges. Cancellation of an order prior to fabrication will incur a $75 fee. Cancelation fees after fabrication begins are not pre-determined. This is a package quote, any changes to scope or quantity will result in price change.

PHONE (904) 781-4531 * FAX (904) 781-2142 * E-MAIL sales@holman-inc.com

DocuSign Envelope ID: DB17A176-C8B1-4B95-8630-10A5A54C580E

Scope:	10 13 SIGNAGE_UPLAND		Company:	Image Resource Group, Inc.	HASKELL
Job No:	4400661		Contact:	Josh Nedimyer	
Project:	COJ Riverfront Plaza Upland Work - Phase I		Phone:	803-790-2121	
Estimator:	JNW		Email:	josh.nedimyer@irgpm.com	
Bid Date:	3/1/2024 2PM		Lead Times:		
			Quote Good for #days?:		
Scope Notes:			Notes:		
			Bid Total :	$33,794	$33,794
			$24,800		

Spec	Description	Haskell Quantity	UM	Haskell Estimate U.P.	Haskell Estimate Total Price	D	D U.P.	D Total Price	CARRY	CARRY U.P.	CARRY Total Price
	BASE BID				-			-	D		-
					-			-	D		-
	SIGNAGE- UPLAND				-				D		-
101400.0110	INTERIOR ROOM SIGNAGE	14	EA	200.00	2,800	Y		1,078	D		1,078
101400.030	SPLASH PARK SIGNAGE	1	LS	2,500.00	2,500	HSK		2,500	D		2,500
101400.0310	MONUMENT SIGN AT HOGAN STREET "RIVERFRONT PLAZA"	1	EA	12,000.00	12,000	Y		10,164	D		10,164
101400.0320	CAFE SIGNAGE "RIVERFRONT PLAZA"	1	EA	7,500.00	7,500	Y		4,620	D		4,620
	LIGHTING POCKET ALLOWANCE				-			-	D		-
	PERMITS & ENGINEERING				-	Y		Incl.	D		Incl.
	INSTALLATION				-	Y		9,329	D		9,329
	SHIPPING				-	Y		676	D		676
	PROJECT MANAGEMENT				-	Y		2,586	D		2,586
					-			-	D		-
	Wage Type										
	Small/Minority Business Type										
	Addenda ___ Through ___										
	SUBTOTAL				24,800	Y		30,953	Y		30,953
	Sales Tax	7.50%				Y		2,470	Y		2,470
	Sub/Vendor Bond	1.20%				Y		371	Y		371
	TOTAL				$ 24,800			$ 33,794			$ 33,794
	Alternate "1"										
	Alternate "2"										
	Alternate "3"										
	Alternate "4"										

EXHIBIT E

DocuSign Envelope ID: DB17A176-C8B1-4B95-8630-10A5A54C580E

Scope:	10 13 SIGNAGE_RIVERWALK	Company:	Image Resource Group, Inc.
Job No:	4400661	Contact:	Josh Nedimyer
Project:	COJ Riverfront Plaza Upland Work - Phase I	Phone:	803-790-2121
Estimator:	JNW	Email:	josh.nedimyer@irgpm.com
Bid Date:	3/1/2024 2PM	Lead Times:	
		Quote Good for #days?:	
Scope Notes:		Notes:	

HASKELL

Spec	Description	Haskell Quantity	UM	Haskell Estimate U.P.	Haskell Estimate Total Price	D	D U.P.	D Total Price	CARRY	CARRY U.P.	CARRY Total Price
				Bid Total :	$5,000		$6,347			$6,347	
	BASE BID				-			-	D		-
					-			-	D		-
	SIGNAGE-RIVERWALK				-				D		-
101400.0300	RIVERWALK/RIVERFRONT SIGNAGE "RIVERFRONT PLAZA"	1	EA	5,000.00	5,000	Y		6,272	D		6,272
	PRECAST STRUCTURE FOR SIGNAGE - ALLOWANCE				-			w/ Concrete	D		w/ Concrete
					-			-	D		-
	Wage Type										
	Small/Minority Business Type										
	Addenda ___ Through ___										
	SUBTOTAL				5,000	Y		6,272	Y		6,272
	Sales Tax	7.50%				N		Included Above	N		Included Above
	Sub/Vendor Bond	1.20%				Y		75	Y		75
	TOTAL				$ 5,000			$ 6,347			$ 6,347
	Alternate "1"										
	Alternate "2"										
	Alternate "3"										
	Alternate "4"										

EXHIBIT E

DocuSign Envelope ID: DB17A176-C8B1-4B95-8630-10A5A54C580E

EXHIBIT E

130 Pinnacle Point Court, Suite 101, Columbia, SC 29223
P: 803-790-2121 F: 803-790-2125
www.imageresourcegroup.com

IMAGE RESOURCE GROUP
BRINGING DESIGN TO REALITY

Client	Haskell
Client Contact	Jeanette Saliba
Project Name	**COJ Riverfront Plaza Upland Work - Phase I**
Proposal Number	00018-24
Project Address	2 Independent Drive, Jacksonville, FL 32202
Project Manager	Josh Nedimyer
Proposal Date	**Wednesday, March 13, 2024**

Project Scope

Fabrication and Installation of the Requested Signage listed below per the drawings sent on 2/7/2024

Project Timeline

Installation will be scheduled 8-10 weeks after receiving PO.

PROPOSAL / QUOTATION

Item #	Expense Category	Item Description	Qty.	Unit Price	TOTAL
1	Fabrication	5" deep fabricated stainless steel -Alloy 316 satin #4 brushed finish -Exterior Passivation 24" high: RIVERFRONT PLAZA Halo illuminated with White LED 3/16" thick clear poly back UL labels 10' wire leads power supplies studs and templates and spacers 1.5"	1	$ 10,164.00	$ 10,164.00
2	Fabrication	2" deep fabricated stainless steel Valufab -Alloy 316 satin #4 brushed finish -Exterior Passivation 9" high: RIVERFRONT PLAZA Halo illuminated with White LED 3/16" thick clear poly back UL labels 10' wire leads power supplies studs and templates and spacers 1.5" TWO SETS double sided sign	1	$ 6,272.00	$ 6,272.00
3	Fabrication	2" deep fabricated stainless steel VALUIFAB -Alloy 316 satin #4 brushed finish -Exterior Passivation 15" high: RIVERFRONT PLAZA Halo illuminated with White LED 3/16" thick clear poly back UL labels 10' wire leads power supplies studs and templates and spacers 1.5"	1	$ 4,620.00	$ 4,620.00
4	Fabrication	ADA signs (A1, A2, and B)	17	$ 52.85	$ 898.45
5	Fabrication	Sign Type C	1	$ 179.90	$ 179.90
Installation		For all Signage Listed Above			$ 9,328.61
Removals		For all Existing Signage (If Needed)			$ -
Crating & Shipping		For all Signage Listed Above			$ 675.75
Design / Project Management		For all Signage Listed Above			$ 2,586.35
Permit Fees		*Estimated Permit Fees			TBD
Sales Tax					$ 2,469.52
					$ 37,194.59

Terms and Conditions are as follows unless otherwise negotiated in writing.
This proposal will be **valid for 30 days** from the date quoted. Image Resource Group reserves the right to requote and may not

Client Approval

Signature

Print Name **Date**

Scope:	11 68 PLAYGROUND EQUIPMENT				Company:	APE Studio, Inc. (US Partner, Richter Spielgeräte GmbH)			Titus Gunter Co. Inc.			HASKELL		
Job No:	4400661				Contact:	Max D'Auriso			Titus Gunter					
Project:	COJ Riverfront Plaza Upland Work - Phase I				Phone:	(585) 857-4940			(904) 449-1150					
Estimator:	BMM				Email:	mdaurizio@apeoriginal.com			titusgunter@gmail.com					
Bid Date:	2/29/24 2:00 PM				Lead Times:	22-24 WEEKS								
					Quote Good for #days?:	30 days			90 days					
Scope Notes:					Notes:	SUPPLY ONLY			INSTALL ONLY					
					Bid Total :				$1,489,143			$1,489,143		
					$1,422,356									
Spec	Description	Haskell Quantity	UM	Haskell Estimate		A			C			CARRY		
				U.P.	Total Price		U.P.	Total Price		U.P.	Total Price		U.P.	Total Price
	BASE BID				-									-
	MATERIAL				-			1,072,356	A		1,072,356	A		1,072,356
116813.01	PE-1 PLATFORM HOUSE (RICHTER)	1	EA	25,432.00	25,432	Y		Incl.	A		Incl.	A		Incl.
116813.01	PE-2 WHIRLIGIG WITH COLLAR	1	EA	12,243.00	12,243	Y		Incl.	A		Incl.	A		Incl.
116813.01	PE-3 MEDIUM HIGH PYRAMID (PE-3C)	1	EA	134,863.00	134,893	Y		Incl.	A		Incl.	A		Incl.
116813.01	PE-4 PYRAMID TOWER COMBINATION (PE-3A, 3B)	1	EA	472,890.00	472,890	Y		Incl.	A		Incl.	A		Incl.
116813.01	PE-5 TUNNEL SLIDE	1	EA	119,977.00	119,977	Y		Incl.	A		Incl.	A		Incl.
116813.01	PE-6 EMBANKMENT SLIDE	2	EA	37,906.00	75,812	Y		Incl.	A		Incl.	A		Incl.
116813.01	PE-7 Sound Arch	1	EA	18,788.00	18,788	Y		Incl.	A		Incl.	A		Incl.
116813.01	PE-8 Conference Tubes	2	EA	4,510.00	9,020	Y		Incl.	A		Incl.	A		Incl.
116813.01	LOADING MATERIALS, ATTIC STOCK, SAMPLES CONTINGENCY	1	EA	14,520.00	14,520	Y		Incl.	A		Incl.	A		Incl.
116813.01	Project Services-Installation Supervision	1	EA	21,200.00	21,200	Y		Incl.	A		Incl.	A		Incl.
116813.01	Project Services-Expenses	1	EA	8,000.00	8,000	Y		Incl.	A		Incl.	A		Incl.
116813.01	FREIGHT	1	EA	81,500.00	81,500	Y		Incl.	A		Incl.	A		Incl.
116813.01	SALES TAX	1	EA	72,381.00	72,381	Y		Incl.	A		Incl.	A		Incl.
116813.01	SAFETY AUDIT	1	EA	5,700.00	5,700	Y		Incl.	A		Incl.	A		Incl.
	STORAGE TIME OF TRAILERS/CONNEXS ON SITE (TARPS)	1	LS		-	HSK-A		5,000	A		5,000	A		5,000
	EURO TO USD CONVERSION FEE	1	LS		-	Y		65,211	A		65,211	A		65,211
					-			-			-			-
116813.01	INSTALLATION	1	EA	350,000.00	350,000	N		Not Incl.	Y		322,718	C		322,718
	Project Services-Installation Supervision	1	EA	-	Incl.	N		Not Incl.	Y		Incl.	C		Incl.
	Project Services-Expenses	1	EA		Incl.	N		Not Incl.	Y		Incl.	C		Incl.
	Concrete Foundation (PE-3A & PE-3B)	1	LS		Incl.	N		Not Incl.	Y		Incl.	C		Incl.
	CRANE LIFT ENGINEERING				-			-	HSK-A		5,000	C		5,000
	CLEANOUT INSTALLATION FOR PE-8				-			-	HSK-A		1,200	C		1,200
					-			-			-			-
	Wage Type													
	Small/Minority Business Type													
	Addenda ___ Through ___													
	SUBTOTAL				1,422,356			Select Y or N	Y		1,471,485	Y		1,471,485
	Sales Tax	7.50%				N		Included Above	N		Included Above	N		Included Above
	Sub/Vendor Bond	1.20%				N		Not Included	Y		17,658	Y		17,658
	TOTAL				$ 1,422,356						$ 1,489,143			$ 1,489,143
	Alternate "1"													
	Alternate "2"													
	Alternate "3"													

EXHIBIT E

DocuSign Envelope ID: DB17A176-C8B1-4B95-8630-10A5A54C580E

DocuSign Envelope ID: DB17A176-C8B1-4B95-8630-10A5A54C580E

Scope:	11 68 PLAYGROUND EQUIPMENT					Company:	APE Studio, Inc. (US Partner, Richter Spielgeräte GmbH)			Titus Gunter Co. Inc.			HASKELL		
Job No:	4400661					Contact:	Max D'Auriso			Titus Gunter					
Project:	COJ Riverfront Plaza Upland Work - Phase I					Phone:	(585) 857-4940			(904) 449-1150					
Estimator:	BMM					Email:	mdaurizio@apeoriginal.com			titusgunter@gmail.com					
Bid Date:	2/29/24 2:00 PM					Lead Times:	22-24 WEEKS								
						Quote Good for #days?:	30 days			90 days					
Scope Notes:						Notes:	SUPPLY ONLY			INSTALL ONLY					
						Bid Total :				$1,489,143			$1,489,143		
						$1,422,356									
Spec	Description	Haskell Quantity	UM	Haskell Estimate			A			C			CARRY		
				U.P.	Total Price		U.P.	Total Price		U.P.	Total Price		U.P.	Total Price	
	Alternate "4"														

EXHIBIT E

EXHIBIT E

ape STUDIO

QUOTATION

Equipment by Richter Spielgeräte GmbH
"Life without a swing is a misunderstanding."

Quote No:	1324-01-Q07
Project :	1324-01
Date:	7-Feb-24
Validity:	30 Days

For:	Jacksonville Riverfront Plaza, Duval County
Contact:	Micah Lipscomb - Micah.Lipscomb@perkinswill.com
Reference:	100% CD Set Dated 03/15/2023

COST SUMMARY

Playground Equipment					
Slide Hill (5-12 Years)		€	730,520.00		
Tot Lot Equipment		€	34,250.00		
Sound Equipment		€	25,280.00		
Attic Stock, Samples, Loading Materials		€	13,200.00		
	Subtotal Category A1 Costs (EUR)	**€**	**803,250.00**		
Playground Shipping & Services					
Shipping Estimate				$	81,500.00
Services Estimate				$	34,900.00
	Subtotal Category B1 Costs (USD)			**$**	**116,400.00**
Water Play Equipment					
Water Play Equipment		€	210,430.00		
Attic Stock, Samples, Loading Materials		€	8,594.00		
	Subtotal Category A2 Costs (EUR)	**€**	**219,024.00**		
Water Play Shipping & Services					
Services Estimate				$	17,900.00
Services Estimate				$	8,600.00
	Subtotal Category B2 Costs (USD)			**$**	**26,500.00**
	Total Category A2 Costs (EUR)	**€**	**1,022,274.00**		
	Total Category B2 Costs (USD)			**$**	**142,900.00**

EXHIBIT E

ape STUDIO

QUOTATION

Equipment by Richter Spielgeräte GmbH
"Life without a swing is a misunderstanding."

Quote No:	1324-01-Q07
Project :	1324-01
Date:	7-Feb-24
Validity:	30 Days

COST DETAIL

	Product No.		Qty.	Description	Unit Price (EUR)	Total Price (EUR)
PE-4 (PE-3A & 3B)				**Slide Hill (Equipment for 5-12 Years)**		
				Pyramid Tower Combination		
	10.550000		1	Conference, incl. coupling Note: Connecting pipes not included	€ 5,070.00	€ 5,070.00
	S 10.55000		1	Conference, incl. coupling extended version for 2.0m floor of Pyramid Tower Note: Connecting pipes not included	€ 5,890.00	€ 5,890.00
	S AL3.26500		1	Platform, height 2.00m, made of larch with steel feet -special version, shortened to 1.50m, flush with floor height of 2.00m of Pyramid Tower -with connection to Pyramid Tower -with barriers on two sides -connection to landscape TBD	€ 9,900.00	€ 9,900.00
	9.080000		1	Kling Klang Disc for wall attachment	€ 9,890.00	€ 9,890.00
	SAL 3.42500		1	Midsize Pyramid Tower, ASTM, h=11m, larch with steel feet, special version: without 1.00m floor, flush transition (2m floor height) from Platform to 2m floor of Pyramid Tower, with transfer platform (h= 0.40m) to slide on 2.0m floor and with 3 transfer steps (h-0.20m) from transfer Platform to 3.00m floor, with additional 6 holding bars for transfer and transition from Rope Ladder, with barrier on 3.00m floor on the side of the floor adjacent to the transfers below and to the side of the ladder adjacent to the transfers below, with access opening for the Rope Ladder in 2m floor and barrier on 3 sides of the opening	€ 131,450.00	€ 131,450.00
	S 10.80728		1	Rope Ladder, red special version with top of last loop below 2.00m floor, with connection to additional floor beam for 3.00m floor of Pyramid Tower	€ 960.00	€ 960.00
	10.22750		1	Rotating Disc: Pulsation 3 for wall attachment	€ 5,430.00	€ 5,430.00
	S 3.66544	PE-4	1	Net Tunnel length 5.00m, red, between Pyramid Tower and Middle Frame, fine meshed Net Tunnel, mesh size approx. 10x10cm *includes:* S3.66708 - Support Frame for Net Tunnel, h=1.50m, for Pyramid Towers	€ 28,520.00	€ 28,520.00
	1.10100	PE-4	1	Middle Frame for Net Tunnel Bridge, h=4.00m, incl 2 support posts made of larch or oak with special steel feet to avoid suspension ropes, for fine mesh Net Tunnel	€ 16,280.00	€ 16,280.00
	S 3.66544	PE-4	1	Net Tunnel length 4.00m, red, between Pyramid Tower and Middle Frame, fine meshed Net Tunnel, mesh size approx. 10x10cm *includes:* S3.66708 - Support Frame for Net Tunnel, h=1.50m, for Pyramid Towers	€ 24,470.00	€ 24,470.00
	S AL 3.42000		1	Middle Pyramid Tower, ASTM, h=9m, larch with steel feet special version with additional bump out at 4.00m floor, sideways to floor for Slide attachment and access to Slide	€ 70,250.00	€ 70,250.00
	3.68000		1	Tunnel Slide attachment height 396cm, inclination 35°, sliding length 1120cm, weight 525kg -3 part construction -253.6° left helix -snail run-out, left -1 support post -stainless steel 316 *Note: Unloading with substantial crane or wheel loader required. Cost not included.*	€ 88,290.00	€ 88,290.00
	3.42030		1	Connection for Tunnel Slide to Pyramid Towers	€ 430.00	€ 430.00
	3.68000		1	Tunnel Slide attachment height 2.35m, inclination 35°, sliding length 666cm, weight 260kg -special version for ADA -1 part construction -36.4° right curve -extended run-out, 35° -1x metal support -stainless steel 316 *Note: Unloading with substantial crane or wheel loader required. Cost not included.*	€ 32,630.00	€ 32,630.00
	3.42030		1	Connection for Tunnel Slide to Pyramid Towers	€ 440.00	€ 440.00

EXHIBIT E

ape STUDIO

QUOTATION

Equipment by Richter Spielgeräte GmbH
"Life without a swing is a misunderstanding."

Quote No:	1324-01-Q07
Project :	1324-01
Date:	7-Feb-24
Validity:	30 Days

COST DETAIL

	Product No.	Qty.	Description	Unit Price (EUR)	Total Price (EUR)
			Midsize Pyramid Tower		
PE-3C	S AL 3.42500	1	Midsize Pyramid Tower, ASTM, h=11m, larch with steel feet *-special version, with full barrier on first floor, with special steel feet with steel sleeve to be welded on site for mounting on roof*	€ 122,630.00	€ 122,630.00
PE-5	S3.68000	1	Tunnel Slide attachment height: 731cm, length: 1704cm, inclination: 35-30°, weight: 785kg, 2 part construction, 138.6° right curve, 40.4° left curve, extended run-out 30°, 2x metal support, with Slide Guard, stainless steel 316. Note: *Unloading with substantial crane or wheel loader required. Cost not included.*	€ 94,110.00	€ 94,110.00
	S 10.25000	1	Telescope, for mounting on cladding in Pyramid Tower Note: This equipment is vulnerable in non-supervised areas	€ 14,520.00	€ 14,520.00
	3.42030	1	Connection for Tunnel Slide to Pyramid Towers	€ 440.00	€ 440.00
			Embankment Slides		
PE-6	3.67000	2	1 Open Slide attachment height: 363cm, length: 860cm, inclination: 36° weight: 224kg - 1 part construction - with ADA entrance element - 36.0° right curve - extended run-out, 36° - 1x metal support - stainless steel 316 *Note: Unloading with substantial crane or wheel loader required. Cost not included.*	€ 34,460.00	€ 68,920.00
			Slide Hill Playground Equipment Subtotal		**€ 730,520.00**
			Tot Lot (Equipment for 2-5 Years)		
PE-2	6.28000	1	Whirligig with Collar, with pre-cast foundation, light blue/blue	€ 3,710.00	€ 3,710.00
	6.28004	1	Whirligig with Collar, with pre-cast foundation, red/orange	€ 3,710.00	€ 3,710.00
	6.28006	1	Whirligig with Collar, with pre-cast foundation, purple/pink	€ 3,710.00	€ 3,710.00
PE-1	S A4.14906	1	Platform House 4906 with railing, larch square timber with steel feet, ASTM version, special version without ladder incl. Inclined Climbing Net, red A3.69140 incl. Stainless Steel Slide, w=1.00m, h=1.00m, A3.63300 (stainless steel 316)	€ 21,280.00	€ 21,280.00
	SA4.10581	1	Stairs, width 0.90m, attachment height 1.00m, with double-sided stainless steel handrails, ASTM	€ 1,840.00	€ 1,840.00
			Tot Lot Playground Equipment Subtotal		**€ 34,250.00**
			Sound Equipment		
PE-7	10.53200	1	Sound Arch with 5 tones and steel feet, incl. three hammers and free standing supports	€ 17,080.00	€ 17,080.00
PE-8	10.55000	2	Conference, incl. coupling, for mounting on roof deck Note: Connecting pipes not included	€ 4,100.00	€ 8,200.00
			Sound Equipment Subtotal		**€ 25,280.00**
	1.10000	1	Attic Stock Contingency	€ 6,000.00	€ 6,000.00
	1.10000	1	Samples Contingency	€ 2,000.00	€ 2,000.00
	F1.10000	4	Loading Materials for 40' OT shipping container	€ 1,300.00	€ 5,200.00
			Playground Area Subtotal (EUROS)		**€ 803,250.00**

EXHIBIT E

ape STUDIO

QUOTATION

Equipment by Richter Spielgeräte GmbH
"Life without a swing is a misunderstanding."

Quote No:	1324-01-Q07
Project :	1324-01
Date:	7-Feb-24
Validity:	30 Days

COST DETAIL

Product No.	Qty.	Description	Unit Price (EUR)	Total Price (EUR)
		Water Play all equipment adapted for chlorinated water		
5.20800	1	Archimedes Screw, open, stainless steel 316, length approx 2.50m, rim 7cm thick acle, inclination 45 degrees flange for attachment to concrete, foundation onsite, with countersink for highload anchor, protection disc, support frame with flange, length 0.86m, pipe d=60.3mm, with runout plate and turning ring d=60cm with two rings	€ 22,210.00	€ 22,210.00
S 5.20010	1	Intake Container with float valve for Archimedes Screw, stainless steel 316, for chlorinated water	€ 9,970.00	€ 9,970.00
S 5.17639	2	Playground Pump, direct connection to pressure line, drinking water to underside of piston, installation material not included, column with maintenace access (for chlorinated water), ASTM version Note: depending on the concentration of chlorine a faster wear of the valves is to be expected	€ 13,090.00	€ 26,180.00
S 5.17634	2	Winter Lid for Playground Pump, stainless steel 316	€ 200.00	€ 400.00
S 5.17633	2	Foundation Anchor for Playground Pump	€ 580.00	€ 1,160.00
S 5.18000	1	Mushroom Spring, stainless steel 316 for site concrete foundation stainless steel 316, for chlorinated water	€ 15,630.00	€ 15,630.00
S 0.97840	1	Winter Lid for Mushroom Spring, stainless steel 316	€ 190.00	€ 190.00
5.18006	1	Foundation Anchor for Mushroom Spring	€ 580.00	€ 580.00
S 5.13000	2	Water Flooder, l=1.50m, stainless steel 316	€ 4,050.00	€ 8,100.00
S 5.13050	4	Water Flooder l=2.00m, stainless steel 316	€ 4,270.00	€ 17,080.00
S 5.13052	1	Water Flooder l=3.00m, with 3 feet, stainless steel 316	€ 5,760.00	€ 5,760.00
S 5.13052	1	Water Flooder with 1 seal, l=2.00m, stainless steel 316	€ 5,860.00	€ 5,860.00
S 5.14450	1	Water Tray with seal, l=2.00m, stainless steel 316	€ 7,070.00	€ 7,070.00
S 5.14403	1	Water Tray with 2 seals, l=1.50m, stainless steel 316	€ 8,400.00	€ 8,400.00
5.15915	2	Small Bucket Wheel for foundation on site, diameter 40 cm, stainless steel 316	€ 4,250.00	€ 8,500.00
S 5.18600	1	See-saw Pump, stainless steel 316 for connection to pressure line, installation materials are not included, for operation with chlorinated water	€ 20,580.00	€ 20,580.00
S 5.18873	5	Simple Spraying Head with strong water jet, stainless steel 316 Note: Needs frequent cleaning.	€ 1,230.00	€ 6,150.00
S 5.18838	2	Spraying Head with soft water jet and small flange, low water jet, stainless steel 316	€ 1,920.00	€ 3,840.00
S 5.27033	1	Spiral Rotor with mast of larch and steel foot, adapted for chlorinated water	€ 6,890.00	€ 6,890.00
S 5.27036	1	Umbrella Jet with mast of larch and steel foot, adapted for chlorinated water	€ 6,720.00	€ 6,720.00
S 5.27015	1	Long Handle Pump with concrete casing and one way distribution, adapted for chlorinated water	€ 26,260.00	€ 26,260.00
5.24200	1	Round Water Basin with 1 opening and pump connection for Spray Head	€ 1,860.00	€ 1,860.00
5.24540	1	Pedestal Pip, height 0.4m	€ 1,040.00	€ 1,040.00
		Water Play Equipment Subtotal		**€ 210,430.00**
1.10000	1	Attic Stock Contingency	€ 6,000.00	€ 6,000.00
1.10000	1	Samples Contingency	€ 2,000.00	€ 2,000.00
F1.10000	1	Loading Materials for 20' OT shipping container	€ 594.00	€ 594.00
		Water Play Area Subtotal (EUROS)		**€ 219,024.00**
		SUBTOTAL CATEGORY A (EUROS)		**€ 1,022,274.00**

EXHIBIT E

ape STUDIO

QUOTATION

Equipment by Richter Spielgeräte GmbH
"Life without a swing is a misunderstanding."

Quote No:	1324-01-Q07
Project :	1324-01
Date:	7-Feb-24
Validity:	30 Days

Shipping & Services Costs

Product No.	Qty.	Description	Unit Price	Total Price
F1.10000	1	Shipping and handling for Playground Equipment **(estimated)**, assumes 4x40'-OT container, FOB Germany with delivery to installation site, includes customs clearance and door-to-door transport insurance, delivery logistics, receipt and check-in.	$ 81,500.00	$ 81,500.00
M1.10000	1	Project Services Playground Equipment **(estimated)** Assumes time on site, including installation supervision, final walkthrough and verification of equipment installation according to manufacturer instructions for Richter equipment only. Costs subject to change based on site readiness at time of scheduled visits and number and duration of site visits. ***This estimate is not a ceiling.***	$ 21,200.00	$ 21,200.00
M1.10000	1	Project Services Expenses Playground Equipment **(estimated)** This is not an estimated ceiling. Expenses to be billed, as incurred, at actual cost. Two trips are estimated for (a) installation supervision and (b) final walkthrough. Expenses may include but are not limited to transportation, lodging, per diem, and travel days ***NOTE: Cost will be reduced if site visits are consolidated or if Richter-authorized, third-party installer is engaged to perform the installation.***	$ 8,000.00	$ 8,000.00
AS1.20000	1	Safety Audit performed by third party	$ 5,700.00	$ 5,700.00
		Playground Equipment Services Subtotal		**€ 116,400.00**
F1.10000	1	Shipping and handling for Water Play Equipment **(estimated)**, assumes 1x20'-OT container, FOB Germany with delivery to installation site, includes customs clearance and door-to-door transport insurance, delivery logistics, receipt and check-in.	$ 17,900.00	$ 17,900.00
M1.10000	1	Project Services Water Play Equipment **(estimated)** Assumes time on site, including installation supervision, final walkthrough and verification of equipment installation according to manufacturer instructions for Richter equipment only. Costs subject to change based on site readiness at time of scheduled visits and number and duration of site visits. This estimate is not a ceiling.	$ 4,900.00	$ 4,900.00
M1.10000	1	Project Services Expenses Water Play Equipment **(estimated)** This is not an estimated ceiling. Expenses to be billed, as incurred, at actual cost. Two trips are estimated for (a) installation supervision and (b) final walkthrough. Expenses may include but are not limited to transportation, lodging, per diem, and travel days ***NOTE: Cost will be reduced if site visits are consolidated or if Richter-authorized, third-party installer is engaged to perform the installation.***	$ 3,700.00	$ 3,700.00
		Water Play Services Subtotal		**€ 26,500.00**
		SUBTOTAL CATEGORY B (USD)		**$ 142,900.00**

(See Notes, page 6)

EXHIBIT E

ape STUDIO

QUOTATION

Equipment by Richter Spielgeräte GmbH
"Life without a swing is a misunderstanding."

Quote No:	1324-01-Q07
Project :	1324-01
Date:	7-Feb-24
Validity:	30 Days

NOTES:

Please check that the equipment listed above is the equipment specified for your project.
APE is not responsible for confirming equipment orders against project specifications.

VALIDITY

- All equipment prices are given in EUROS.
- Due to pandemic-related effects on supply chains, prices are experiencing fluctuations outside of APE Studio's control. Prices, therefore, are subject to change and will be confirmed at the time of order.
- Equipment prices in this quotation are subject to change should design changes be required or requested.
- Terms and Conditions apply.

LEAD TIME AND DELIVERY

This is a long lead time item. Lead time for this order is approximately 16-22 weeks from order finalization--including approval of submittals--to delivery. However due to the global pandemic, Richter asks for understanding that they cannot guarantee fixed delivery dates during this exceptional period and that delays may occur. They also ask that when choose to move forward with your order, you take the necessary steps to ensure that it can be accepted upon delivery.

EXCLUSIONS

- Escalation
- Foundations, footing materials, or safety surfacing (unless otherwise noted)
- Installation (See "Additions", below)
- APE Studio does not perform installation or safety reviews of landscape plans.

INCLUSIONS

- Unless otherwise noted, prices are based upon standard-grade stainless steel.

SHIPPING AND HANDLING

- Shipping costs are estimated and subject to change based upon final order, final shipping terms and conditions at delivery / unloading. Additional charges may apply.
- Shipping costs are based on ocean freight to nearest port with overland delivery by truck to the installation site. Due to truck-driver shortages, shipping estimates are currently higher than normal.
- Shipping costs include duties and customs clearance at US port.
- Special equipment may be required for unloading. These costs are on others.
- Richter Spielgeräte has taken steps to address the global pandemic and continue to operate as reliably as possible. As conditions are changing rapidly, however, Richter asks for your understanding that adjustments and delays to delivery dates may occur during this exceptional period. We will update you immediately if we are alerted to any changes in your order's production schedule. Once your order is ready, Richter also asks that you please take steps to ensure that your order can be accepted upon delivery.

PROJECT SERVICES

- When offered, Project Services may include, but are not limited to, technical consultation, onsite installation supervision of Richter equipment, and final walkthrough and verification of equipment installation according to manufacturer instructions. Included services are detailed in the quotation above. Expenses are not included.
- Project Services do not include installation labor or equipment. (For installation services, see "Additions," below.)

ADDITIONS

- APE Studio Inc. does not provide installation services or safety audits of plans or completed installations. As a service to our clients, APE can provide referrals to third-party providers for complete installation services and safety audits These are recommended, optional services, which must be contracted and invoiced directly with providers, independently of APE. Please let us know if you are interested in these optional services.

- Richter Spielgeräte has taken steps to address the global pandemic and continue to operate as reliably as possible. As conditions are changing rapidly, however, Richter asks for your understanding that adjustments and delays to delivery dates may occur during this exceptional period. We will update you immediately if we are alerted to any changes in your order's production schedule. Once your order is ready, Richter also asks that you please take steps to ensure that your order can be accepted upon delivery.

If you have any questions about the information in this quotation, please call us at (212) 213-6694.

EXHIBIT E

APE STUDIO INC.

PROJECT	BUYER
Jacksonville Riverfront Plaza	Haskell
Duval County	111 Riverside Avenue, Jacksonville, FL 32202
City of Jacksonville	Martin, Jerry W., Jerry.Martin@haskell.com

Terms & Conditions

APE Studio Inc. is the U.S. Representative of Richter Spielgeräte GmbH. We are the exclusive distributors of Richter equipment in the United States and select sites in Canada.

The following Terms and Conditions together with the express terms set forth in the Order Confirmation represent the entire agreement between APE Studio and the Buyer to the exclusion of any other terms and conditions that the Buyer may seek to impose upon APE Studio.

A binding contract is conditioned upon execution of these Terms and Conditions.

1. Payment Terms

1.1 Anticipated Costs

Category A - Equipment: Euro ("EUR") costs, which include equipment and any special planning or technical oversight by Richter.

Category B - Shipping & Services: U.S. Dollar ("USD") costs, which include shipping/handling and delivery, customs clearance, marine insurance, applicable duties and fees, delivery logistics and verification of receipt.

Category B costs may also include the following project services: receipt on site, supervision of unloading (labor and equipment mobilization by others), supervision of installation of equipment manufactured by Richter Spielgeräte GmbH (where required or elected), final walkthrough and verification of installation per manufacturer's instructions.

Shipping costs are estimated until invoiced and may change without prior notice; Buyer agrees to pay costs as invoiced by APE Studio.

Extraordinary or unanticipated costs for shipping, delivery, installation supervision and/or project services may be invoiced separately. These costs may include but are not limited to the following: chassis fee, container rental and storage fees, harbor fees, tolls, and daily rates for APE Studio *personnel and expenses related to services.*

1.2 Payment Schedule

Payment 1: 70% of Category A and Category B to be paid upon receipt of APE's Order Confirmation and Invoice 1. *Receipt of Payment 1 is required to initiate the order process.*

Payment 2: 20% of Category A and Category B to be paid immediately upon shipping and receipt of Invoice 2. Upon request, a copy of the Bill of Lading can be provided as proof of shipment. *Receipt of Payment 2 is required to clear the order for delivery.*

Payment 3: 10% of Category A and Category B (or remaining balance) to be paid upon written verification that the shipment is complete.

Payments for extraordinary or unanticipated costs associated with shipping, delivery, installation supervision, and/or project services may be invoiced separately and are due and payable as noted on the separate invoice.

EXHIBIT E

APE STUDIO INC.

Other Term

2. Financial

2.1 A Purchase Order is required, detailing all equipment in the order, special finishes, spare parts, delivery instructions, required certifications and document submission requirements. After review with Richter Spielgeräte, APE Studio will issue an Order Confirmation and Invoice. The order process is initiated only upon APE Studio's receipt of bank notification of Payment 1. *It is the Buyer's responsibility to check the equipment listed in the Order Confirmation against the project specifications.*

2.2 Upon receipt of final payment, APE Studio will deliver to the Buyer all applicable safety documentation, spare parts, if any, and maintenance manuals.

2.3 Unless otherwise stated, prices shown are for supply of equipment and related services. Where prices are stated in EUR, payment is required in EUR. Where prices are stated in USD, payment is required in USD.

2.4 APE Studio accepts payment by wire transfer only. Banking information is provided on APE Studio's Invoice. Checks may be accepted for USD payments upon the consent of APE Studio Inc..

2.5 APE Studio shall not be liable for direct, indirect, special or consequential damages of any kind unless agreed to in writing and signed by an APE Studio officer and then, in that event, damages are limited to the amount of the cost of the equipment as set forth in the Order Confirmation.

2.6 In the event that the Buyer fails to pay any amount when due, APE Studio reserves the right to refuse to supply goods that have not been paid for in full. In addition, APE Studio reserves the right to impose a 1.5% per month finance charge for payments received more than thirty (30) days beyond the date of any invoice. Additionally, should APE incur any costs in the collection of any unpaid amounts, Buyer shall be responsible for any and all costs, expenses and fees incurred in such collection.

2.7 Once confirmed by APE Studio's Order Confirmation, Purchase Orders may be cancelled only with APE Studio's express written consent, and the Buyer's indemnification of APE Studio against any loss. In addition, cancelled orders are subject to an administrative fee of 15% of the confirmed Purchase Order amount. Items designated in the Order Confirmation as "custom equipment" and "site-specific equipment" may not be cancelled.

3. Order Timeline/Notification

3.1 APE Studio will do its best to see that the agreed estimated timeline is met and to inform the Buyer of appropriate benchmarks in the shipping and delivery process, specifically: shipment loading at Richter Spielgeräte workshop, Frasdorf; shipment departure from Germany (ETD); anticipated arrival at New York-area port (ETA); notice 48 hours prior to delivery to installation site.

3.2 APE Studio is not responsible for delays in the order process and/or delivery due to Buyer's failure to remit payment in a timely fashion.

4. Delivery, Unloading and Installation

4.1 Buyer will provide a delivery site address with the Purchase Order.

4.2 Unless specifically given routing instructions on the Buyer's Purchase Order, shipment will be made via the carrier APE Studio considers to be the most experienced and practical in reaching the final destination. It is expressly understood that such carrier is an independent contractor and is not APE Studio's agent and/or subcontractor. APE Studio is not responsible for delays in transit and such delays shall not alter our Payment Schedule.

4.3 Prices quoted are conditioned upon delivery and APE Studio personnel's ability to be provided with full and free access to the delivery site without interruption. Unless specifically stated in APE Studio's Order Confirmation, it is the Buyer's responsibility to offload deliveries of the equipment, including mobilization of any equipment required for unloading.

4.4 APE Studio's shipping and delivery estimate is based on an anticipated unloading time as stated in APE Studio's Order Confirmation. If unloading time exceeds this stated estimate, additional charges will apply at a rate set by APE Studio's designated carrier. Upon request, arrangements can be made for containers to remain on site for up to 5 working days. Arrangements for this "drop" service must be made with the order and confirmed in APE Studio's Order Confirmation.

4.5 If shipment unloading at the delivery site is not completed within the period designated on APE Studio's Order Confirmation, container rental fees will apply, and will be invoiced separately.

4.6 Buyer's agent must be present at delivery to accept the shipment.

4.7 Upon delivery to the delivery site, the goods are at the Buyer's risk.

4.8 Full payment is due upon the verification by the Buyer or Buyer's agent that the shipment is complete. If the shipment is incomplete, Payment 3: Category A costs is due upon delivery of the missing items. If upon unloading the Buyer deems specific items damaged, the Buyer must immediately notify APE Studio in writing and include dated photographic documentation. Failure to comply with these requirements will invalidate any claims of defective equipment. Once a claim is confirmed as valid by APE Studio, APE Studio will expedite the repair or replacement of the specific item or part, or, if no other remedy is possible, will refund the purchase price of the specific item.

4.9 Costs for installation services in Category B are for each delivery and installation review visit. Staggered deliveries and/or installations thus will increase costs.

4.10 Concrete foundations must be allowed time to harden. This typically requires 2 weeks "setting" time. It is the Buyer's responsibility to ensure that the equipment is not used before the expiration of the 2-week "setting" time.

5. Maintenance Responsibility

5.1 Buyer, or if Buyer is acting on behalf of the Owner, then the Owner is responsible to ensure that the equipment is safe to use and subjected to proper maintenance and inspection. APE Studio provides the manufacturer's maintenance instructions for the equipment.

5.2 Wood is a natural product and is prone to checking (the naturally occurring separation of wood fibers along the grain). APE Studio's information sheet on wood ("Wood for Playground Equipment") explains this in detail as well as recommended care and treatment. The formation of cracks in solid wood in outside areas is a natural property of this material. The manufacturer does not provide any warranty and/or accept any product liability for wood supplied by the manufacturer with regard to the formation of cracks and their consequences in cases where this is an aesthetic issue only and does not affect stability or longevity.

6. Manufacturer's Warranty

6.1 This section does not constitute the Manufacturer's Warranty. The complete terms and description may be found in the Manufacturer's Warranty Document separately provided to you. Please note that in the event of any conflict or discrepancy the Manufacturer's Warranty Document shall prevail and supersede the below information.

6.2 All warranty claims must be submitted to APE Studio in writing and include dated photographic documentation.

6.3 Sealing longitudinal checks in wooden equipment with silicone is not recommended. Using silicone as a means of repair will void the warranty for the wooden equipment.

6.4 DISCLAIMER OF WARRANTY. EXCEPT AS EXPRESSLY SET FORTH IN THIS AGREEMENT, APE STUDIO INC., EXPRESSLY DISCLAIMS, WAIVES, RELEASES AND RENOUNCES ANY WARRANTY, EXPRESS OR IMPLIED, INCLUDING, WITHOUT LIMITATION, ANY WARRANTY OF MERCHANTABILITY OR FITNESS FOR A PARTICULAR PURPOSE.

7. Intellectual Property

7.1 All drawings, images, layouts and information provided by APE Studio, its associates, and/ or Richter Spielgeräte GmbH remain the respective owner's intellectual property and must not be passed onto third parties without the owner's (APE Studio and/or Richter) prior written consent. The drawings, images, layouts and other information may be shown to third parties only for the purposes of consultation for the project(s) at hand. The Buyer or Buyer's agent must exercise reasonable care to prevent such intellectual property coming into the hands of APE STUDIO's/Richter's competitors.

8. Indemnification

8.1 APE Studio acts only as the authorized U.S. seller of Richter Spielgerate products. APE Studio is not a designer, nor a contractor.

8.2 Buyer and, if Buyer is acting on behalf of Owner, Owner, hereby agree(s) to indemnify and save harmless APE STUDIO and its members, and the agents and representatives of the foregoing, from and against all liability claims and demands on account of injury to person, including death, as well as damage to property resulting from the Richter Spielgerate products, except if any of the foregoing injuries and/or damages are directly caused by the sole negligence of APE Studio and its members or any of its subsidiaries. In the event that APE is found to be solely negligent in any action, claim, or dispute, damages, penalties, fees (including attorney's fees), costs, expenses, and fines shall be limited to the cost of the equipment only. The Buyer and Owner shall, at its own expense, defend any and all actions of law brought against APE Studio, and its members and the agents and representatives of the foregoing or any subsidiaries, based thereon and shall pay all attorney fees and all other expenses, and promptly discharge any judgment arising therefrom.

8.3 Buyer has read, and has had the opportunity to have an attorney review the provisions above and in agreeing to the same, agrees that the above limitations are commercially reasonable and sufficient.

9. Insurance

9.1 APE Studio maintains comprehensive general liability insurance in an amount not less than $1 million per occurrence, $2 million aggregate. APE Studio maintains Worker's Compensation Insurance in conformity with the laws of New York State. Any additional requirements for insurance coverage cannot be assured and the cost of such additional insurance, if provided, will be added Buyer's cost hereunder.

9.2 APE Studio does not provide payment, performance, or any other surety bond.

10. Miscellaneous

10.1 This Agreement shall not be assigned by either party without the prior written consent of the other, except that APE Studio Inc. may assign to Richter Spielgerate with due notice to Buyer.

10.2 This Agreement shall be governed by the laws and rules of the State of New York. Venue shall be designated as New York County in the State of New York.

10.3 No waiver by APE Studio, Inc. of any provision of this Agreement shall prevent APR Studio, Inc. from later enforcing this agreement, the specific waived provision, or any other provision within this Agreement.

10.4 If any provision of this Agreement is found to violate any law, ordinance, regulation or rule, such provision shall be deemed stricken or limited such that it is in compliance, and the rest of the Agreement shall remain in in full force and effect.

10.5 No amendment or modification of this Agreement shall be binding upon either of the parties hereto unless made in writing and signed by duly authorized officers of both parties.

Terms and Conditions Accepted

by

APE STUDIO INC.

_____

_____,
Principal

_____
Date

by

[COMPANY NAME]

_____
Buyer Signature

_____,
Name and Title

_____
Date

DocuSign Envelope ID: DB17A176-C8B1-4B95-8630-10A5A54C580E

EXHIBIT E

01-16-2024

Estimate #000057

To

The Haskell Company

COJ Riverfront Plaza
Upland Work Phase 1

2 Independent Drive,
Jacksonville, FL 32202

Quantity	Description	Unit Price	Total
1	Installation Bid Includes: A) Installation of Equipment in flat grassy or dirt area: -Platform House -Whirligig with Collar -Pyramid Tower Combination -Midzise Pyramid Tower -Net Tunnel w/middle Frame for net Tunnel Bridge -Tunnel Slide -Embankment Slide B) Concrete Footings included based off sizes provided in Bid Documents from Customer C) Machinery for Installation D) Rate for SafeMatters & Machine Certification Classes		$273,418.23
1	Additional Concrete and Rebar for Pyramid Structures		$40,000.00

Titus Gunter Company, INC

Titus Gunter
2627 Belfort Rd.
Jacksonville, FL 32216

Titusgunter@gmail.com

EXHIBIT E

01-16-2024

Estimate #000057

	*This Estimate does not include limited access charges. If less than an 8' clearance for machinery back charges may incur. *This estimate does not include Prevailing Wage or Bacon Davis rates. If required resubmit for pricing		
	NOTES: Valid for 90 days. Estimate based on info provided by customer. Estimate based on flat, level, accessible area unless otherwise noted. Estimate provides costs associated with completing scope of work without any interruptions/complications not anticipated. If conditions are not met, there will be added fees for downtime, site prep, grading, machine rental, disposal fees, etc. If obstructions below surface i.e., rock, concrete, roots, etc. a change order will be submitted. Unless stated in estimate, this does not include fence removal/equipment removal. If such fees as stated above are added, customer will give signature for approval or provide a revised PO prior to work performed. If written approval or revised PO cannot be obtained promptly, crew will leave site immediately and return trip fees will apply once approval received.		
	Subtotal		$313,418.23
	Sales Tax		

EXHIBIT E

01-16-2024

Estimate #000057

Shipping & Handling		
Total Due		**$313,418.23**

Due upon receipt

Thank you for your business!

DocuSign Envelope ID: DB17A176-C8B1-4B95-8630-10A5A54C580E

Scope:	13 12 WATER PLAY EQUIPMENT	Company:	Southern Aquatics, Inc.
Job No:	4400661	Contact:	Becky McNamara
Project:	COJ Riverfront Plaza Upland Work - Phase I	Phone:	(904) 824-1110
Estimator:	BMM	Email:	bmcnamara@saifountains.com
Bid Date:	2/29/24 2:00 PM	Lead Times:	16-22 WEEKS
		Quote Good for #days?:	90 days
Scope Notes:		Notes:	SUPPLY & INSTALL
		Bid Total :	$1,205,272
		$1,165,323	$1,205,272

HASKELL

Spec	Description	Haskell Quantity	UM	Haskell Estimate U.P.	Haskell Estimate Total Price	B	B U.P.	B Total Price	CARRY	CARRY U.P.	CARRY Total Price
	BASE BID				1,165,323.00			1,151,505	B		1,151,505
	MATERIAL					Y		Incl.	B		Incl.
131100.01	F&I: SPLASH PAD EQUIPMENT (RICHTER), WATER SUPPLY SYST	1	LS		Incl.	Y		Incl.	B		Incl.
131100.01	WE-1 FOREST FOUNTAIN	1	LS		Incl.	Y		Incl.	B		Incl.
131100.01	WE-2 ARCHIMEDES SCREW	1	LS		Incl.	Y		Incl.	B		Incl.
131100.01	WE-3 PUMP AND TROUGH	1	LS		Incl.	Y		Incl.	B		Incl.
131100.01	WE-4 SEE SAW PUMP AND JET	1	LS		Incl.	Y		Incl.	B		Incl.
131100.01	LOADING MATERIALS, ATTIC STOCK, SAMPLES CONTINGENCY	1	LS		Incl.	Y		Incl.	B		Incl.
131100.01	AUXILIARY EQUIPMENT: MECHANICAL AND PLUMBING	1	LS		Incl.	Y		Incl.	B		Incl.
131100.01	AUXILIARY EQUIPMENT: ELECTRICAL	1	LS		Incl.	Y		Incl.	B		Incl.
131100.01	AUXILIARY EQUIPMENT: STRUCTURAL	1	LS		Incl.	Y		Incl.	B		Incl.
131100.01	AUXILIARY EQUIPMENT: WATERPROOFING AND TILE	1	LS		Incl.	Y		Incl.	B		Incl.
131100.01	FREIGHT	1	LS		Incl.	Y		Incl.	B		Incl.
131100.01	SALES TAX	1	LS		Incl.	Y		Incl.	B		Incl.
	EURO TO USD CONVERSION FEE	1	LS		-	HSK-A		19,475	B		19,475
	BIM MODELING	1	LS		-	Y		20,000	B		20,000
					-			-			-
131100.01	INSTALLATION	1	LS		Incl.	Y		Incl.	B		Incl.
	Project Services-Installation Supervision	1	LS		Incl.	Y		Incl.	B		Incl.
	Project Services-Expenses	1	LS		Incl.	Y		Incl.	B		Incl.
					-			-			-
	EXTENDED WARRANTY (10 YEAR) - ALLOWANCE	-	LS	65,000.00	-	N		Not Incl.	B		Not Incl.
					-			-			-
	Wage Type										
	Small/Minority Business Type										
	Addenda ___ Through ___										
	SUBTOTAL				1,165,323	Y		1,190,980	Y		1,190,980
	Sales Tax	7.50%				N		Included Above	N		Included Above
	Sub/Vendor Bond	1.20%				Y		14,292	Y		14,292
	TOTAL				$ 1,165,323			$ 1,205,272			$ 1,205,272
	Alternate "1"										
	Alternate "2"										
	Alternate "3"										

EXHIBIT E

DocuSign Envelope ID: DB17A176-C8B1-4B95-8630-10A5A54C580E

Scope:	13 12 WATER PLAY EQUIPMENT				Company:	Southern Aquatics, Inc.						
Job No:	4400661				Contact:	Becky McNamara						
Project:	COJ Riverfront Plaza Upland Work - Phase I				Phone:	(904) 824-1110						
Estimator:	BMM				Email:	bmcnamara@saifountains.com						
Bid Date:	2/29/24 2:00 PM				Lead Times:	16-22 WEEKS						
					Quote Good for #days?:	90 days						
Scope Notes:					Notes:	SUPPLY & INSTALL						
					Bid Total :	$1,205,272						
					$1,165,323					$1,205,272		
Spec	Description	Haskell Quantity	UM	Haskell Estimate		B			CARRY			
				U.P.	Total Price		U.P.	Total Price		U.P.	Total Price	
	Alternate "4"											

EXHIBIT E

DocuSign Envelope ID: DB17A176-C8B1-4B95-8630-10A5A54C580E

EXHIBIT E

DESIGN
SUPPLY
CONSTRUCT

WATER FEATURE CONSTRUCTION PROPOSAL

DATE: December 20, 2023

PROJECT: Jacksonville Riverfront Plaza – Waterplay Playground
PROJECT LOCATION: Jacksonville, FL

Prepared for: Bill Huber
Haskell

Prepared by: Alex Powers
apowers@saifountains.com
904.824.1110

1/16/24: Talked with Alex, said they will hold price as is

Terms and Conditions:

1. Proposal should be considered Budgetary X or Hard Bid _____.
2. Proposal is valid for a maximum of 30 days from the date of the proposal, after which a review will be necessary to determine if there has been an increase in costs.
3. SAI reserves the right to modify pricing if any of the following conditions occur;
   a. Information is released or discovered that alters or clarifies the documentation available at the time of the bid
   b. Changes to plans and/or specifications
   c. Modifications of scope other than what is listed on this proposal
   d. Acceptance of alternate deducts or adders
4. Contractor/Owner agrees for this proposal to become part of the contract documents and understands the final pricing is based on the scope and conditions listed herein.
5. Any items not listed in the scope description are specifically excluded.
6. Proposal does not include expedited work schedule, overtime or weekend hours.

EXHIBIT E

DESIGN
SUPPLY
CONSTRUCT

SECTION 1: BASIC WATER FEATURE(S) DESCRIPTION:

Turn key installation of an approximately 1300 square foot interactive water feature with 316 stainless steel Richter play equipment based on 100% CD's dated 3.15.23.

SECTION 2: GENERAL SCOPE DESCRIPTIONS:

GENERAL CONDITIONS:
Permits (as required), DOH Permitting, State of Florida Certified Contractor License (REQUIRED), Applicable Sales Tax, Mobilization(s), Material Storage Trailer (if necessary), Daily Clean-Up, Layout (benchmarks provided by others), Initial Chemical Treatment, Material Samples, Owner Training, 6 Hard Copies O & M Manuals, 1 Digital Copy O & M Manual, Shop Drawings, As-built Drawings, Product and Material Submittals, One year Material and Workmanship Warranty, Emergency Safety Plan, MSDS Documentation, Site Preparation (Ground Level by others within 1/10 of a foot prior to mobilization), Initial Start-Up, Testing and Programming.

MECHANICAL (WATER FEATURE EQUIPMENT):
Furnish and install all water feature equipment as described in plans and specifications without substitution. This includes all feature and filtration equipment to construct a fully functional water feature. Includes hangers and supports inside room, vibration isolation, labeling and identification, equipment control panel, and valves.

PLUMBING:
Furnish and install all materials and labor for the plumbing of the water feature to the equipment room, rain diverter valve boxes, and collector tanks. Scope includes excavation, shoring, proper backfill, compaction, thrust blocks and pressure testing. When pipe runs through building and/or in the equipment room; pipe supports, hangers, link seals, pipe sleeves and vibration isolation are included in this scope. Schedule 80 PVC pipe and fittings to be used on all plumbing lines.

ELECTRICAL:
Furnish and install all materials and labor for the electrical needs of the water feature between the control panel and the water feature. Furnish and install properly sized wire and PVC Conduit between control panel and water feature equipment. Furnish and install bonding of all metal components within water feature and water feature equipment. Unless otherwise noted, site electrician (or electrician contracted with GC) is to pull necessary electrical permits and bring main power into control panel.

STRUCTURE:
Provide and install fountain concrete pad within the limits of the water feature wet area. Approximately 1300 Sq. Ft. Provide and install precast collection tank including waterproofing, ladder, ladder-up, hatch, and associated items. Provide and install footing structures for Richter equipment.

WATERPROOFING:
Provide and install waterproofing at the interior surface of the collection tank.

TILE:
Provide and install Life Floor rubber surfacing at water feature area.

EXHIBIT E

DESIGN
SUPPLY
CONSTRUCT

MASONRY:
None. Stonework not included in budget.

METALS:
Provide and install Richter water feature play equipment. Provide and install stainless steel deck shower (fresh water supply and drain by others).

SECTION 3: EXCLUSIONS

Escalation, trench drains, boulders or stonework, landscaping, irrigation, and all finishes other than what is described in this proposal. Final terminations of electrical power into control panel, sewer and/or water at fountain or equipment room to be stubbed out 5' with the final connection by others, dewatering, initial site grade, demolition, overtime or weekend work, prevailing wages, union wages, payment and performance bond (2.25% of final contract adder). All other items not listed in this proposal are specifically excluded.

SECTION 4: PRICING

Provide and install fountain per the above description: includes sales tax on materials $1,151,505.00

SECTION 5: ALTERNATES

1. None presented at this time.

DocuSign Envelope ID: DB17A176-C8B1-4B95-8630-10A5A54C580E

Scope:	13 31 SHADE STRUCTURES				Company:	USA Shade & Fabric Structures						
Job No:	4400661				Contact:	Steven Caporini (Cap)						
Project:	COJ Riverfront Plaza Upland Work - Phase I				Phone:	(678) 575-3543						
Estimator:	BMM				Email:	Stephen.Caporini@USA-Shade.com						
Bid Date:	2/29/24 2:00 PM				Lead Times:	16-18 WEEKS						
					Quote Good for #days?:	15 days as of 1/16/24						
Scope Notes:					Notes:	SUPPLY & INSTALL						
					Bid Total :	$214,255						
				$212,185						$214,255		
Spec	Description	Haskell Quantity	UM	Haskell Estimate		A				CARRY		
				U.P.	Total Price		U.P.	Total Price		U.P.	Total Price	
	BASE BID				-			211,714	A		211,714	
	MATERIAL				-			-	A		-	
133100.01	S-1 FABRIC STRUCTURES-SHADE SAIL STRUCTURES	1	LS	40,627.07	40,627	Y		Incl.	A		Incl.	
133100.01	S-2 FABRIC STRUCTURES-SHADE SAIL STRUCTURES	1	LS	20,711.29	20,711	Y		Incl.	A		Incl.	
133100.01	S-3 FABRIC STRUCTURES-SHADE SAIL STRUCTURES	1	LS	48,507.65	48,508	Y		Incl.	A		Incl.	
133100.01	S-4 FABRIC STRUCTURES-SHADE SAIL STRUCTURES	1	LS	50,571.47	50,571	Y		Incl.	A		Incl.	
133100.01	S-5 FABRIC STRUCTURES-SHADE SAIL STRUCTURES	1	LS	34,179.64	34,180	Y		Incl.	A		Incl.	
133100.01	ENGINEERING	1	LS	5,000.00	5,000	Y		Incl.	A		Incl.	
133100.01	FREIGHT	1	LS	-	Incl.	Y		Incl.	A		Incl.	
133100.01	SALES TAX	1	LS	12,588.00	12,588	Y		Incl.	A		Incl.	
					-			-			-	
133100.01	INSTALLATION	1	LS	-	Incl.	Y		Incl.	A		Incl.	
133100.01	CONCRETE FOUNDATIONS	1	LS	-	Not Incl.	N		Not Incl.	A		Not Incl.	
					-			-			-	
	Wage Type											
	Small/Minority Business Type											
	Addenda ___ Through ___											
	SUBTOTAL				212,185	Y		211,714	Y		211,714	
	Sales Tax	7.50%				N		Included Above	N		Included Above	
	Sub/Vendor Bond	1.20%				Y		2,541	Y		2,541	
	TOTAL				$ 212,185			$ 214,255			$ 214,255	
	Alternate "1"											
	Alternate "2"											
	Alternate "3"											
	Alternate "4"											

EXHIBIT E

DocuSign Envelope ID: DB17A176-C8B1-4B95-8630-10A5A54C580E

EXHIBIT E

USASHADE
& Fabric Structures.

Jacksonville Riverfront Plaza

1/16/2024

Pricing valid for 15 days

Proposal Prepared For:

Haskell

111 Riverside Ave.
Jacksonville, FL 32202

AZ: 289388 CA: 989458 LA: 61718 NV:78724
NM: 383826 TN: 68712 DIR: 1000003533

EXHIBIT E

USASHADE
& Fabric Structures.

Date: 1/16/2024

Proposal for USA SHADE & Fabric Structures

Project Information:				Sales Information:	
Purchaser:	Haskell	Contact:	Bill Huber	Sales Rep:	Steve Caporini
Project Name:	Jacksonville Riverfront Plaza	Phone:	843.509.5485	Phone:	678.575.3543
Quote No:		Email:	Wilmer.Huber@haskell.com	Email:	stephen.caporini@usa-shade.c
PO No:		Fax:		Fax:	

Billing Information:		Shipping Information:		Jobsite Information:	
Haskell				Jacksonville Riverfront Plaza	
111 Riverside Ave.		#N/A			
Jacksonville		#N/A			
FL		CA			
32202		#N/A			
Contact:		Contact:		Contact:	
Phone		Phone		Phone	
Email:		Email:		Email:	
Fax:		Fax:		Fax:	

CORPORATE ADDRESS:
2580 Esters Blvd., Suite 100
DFW Airport, TX 75261

MAILING ADDRESS:
P.O. Box 3467
Coppel, TX 75019

REMITTANCE ADDRESS:
P.O. Box 734158
Dallas, TX 75373-4158

SOUTHERN CALIFORNIA:
1085 N. Main Street, Suite C
Orange, CA 92867

NORTHERN CALIFORNIA:
927 Enterprise Way, Suite A
Napa, CA 94558

ARIZONA:
2452 W. Birchwood Ave, Suite 112
Mesa, AZ 85202

LAS VEGAS:
6225 S. Valley View Blvd., Suite I
Las Vegas, NV 89118

NOTE: This message is intended only for the use of the individual to whom it is addressed, and contains information that is privileged, confidential, and exempt from disclosure under applicable law. If you are not the intended recipient, or the employee or agent responsible for delivering this message to the intended recipient, you are hereby notified that any unauthorized disclosure, distribution, or copying of this communication is strictly prohibited. If you have

EXHIBIT E

received this communication in error, please notify us immediately by phone and return the original message to the applicable address above.

DocuSign Envelope ID: DB17A176-C8B1-4B95-8630-10A5A54C580E

EXHIBIT E

USASHADE
& Fabric Structures.

Structure Pricing

Structure 1

UNIT IMAGE

PERSPECTIVE VIEW 1

PRICE

UNIT DETAILS

Unit Quantity:	1	Foundations By	General Contractor
Unit Type:	Custom 2/3	Grout Installation	General Contractor
Structure Size:	per plan	Footing Type:	Spread Footing
USA Shade Model Number	Custom 2/3	Base Attachment:	Recessed Base Plate
Entry Height:	per plan	Anchor Bolts:	Not Included
No of Columns:	5	Concrete Cutting:	Not Included
No of Fabric Tops:	2	Dirt Removal:	Included
Fabric Type:	Commercial_95	Surface Type:	Dirt
Fabric Color:	TBD	NOTES	
Steel Finish:	Hot Dip Galv w/ Powder Coating		
Steel Color:	TBD		
Electrical Provisions:	0		
Cable/HDW Finish:	Stainless Steel		
Concept No:	CON-APR-080-22(1000)		

Structure 2

UNIT IMAGE



PERSPECTIVE VIEW 1

PRICE

UNIT DETAILS

Unit Quantity:	1	Foundations By	General Contractor
Unit Type:	Custom 2/3	Grout Installation	General Contractor
Structure Size:	per plan	Footing Type:	Spread Footing
USA Shade Model Number	Custom 2/3	Base Attachment:	Recessed Base Plate
Entry Height:	per plan	Anchor Bolts:	Not Included
No of Columns:	9	Concrete Cutting:	Not Included
No of Fabric Tops:	3	Dirt Removal:	Not Included
Fabric Type:	Commercial_95	Surface Type:	Dirt
Fabric Color:	TBD	NOTES	
Steel Finish:	Hot Dip Galv w/ Powder Coating		
Steel Color:	TBD		
Electrical Provisions:	0		

EXHIBIT E

USASHADE
& Fabric Structures.

Structure Pricing

	Cable/HDW Finish:	Stainless Steel
	Concept No:	CON-APR-080-22(1001)

DocuSign Envelope ID: DB17A176-C8B1-4B95-8630-10A5A54C580E

USASHADE & Fabric Structures.

EXHIBIT E

ACCESS/MISC.			
QTY	ITEM	DETAILS	COST
TOTAL FOR ACCESS/MISC ITEMS:			

PRICINGTOTALS:	
Unit Total	Included
Accessories/Miscellaneous	
Shipping/Handling	Included
SUBTOTAL	
Sales Tax (7%)	Included
Engineering	Included
Installation	Included
TOTAL PRICE	$211,713.98

PAYMENT TERMS:	
(1) Upon execution of the Agreement (Deposit)	50%
(2) Upon delivery of Unit(s)	
(3) Upon completion of assembly/installation	100%
(4) Other (specify):	

NOTES:

Pricing Terms above subject to credit approval

USA SHADE reserves the right to implement a surcharge for significant increases in raw materials, including the following, but not limited to: fuel, steel , fabric, and concrete. Proposal pricing is only valid for 15 days to the fluctuation in pricing. Due to recent significant increases experienced in raw steel and fabric materials, it may be necessary to order, invoice, and receive payments for steel and fabric as soon as final sizing can be determined.

ENGINEERING REQUIREMENTS		NOTES
Building Code	FBC 2020	**USA Shade will require CAD file location of footer anchor points prior to fabrication.**
Wind Load	125	
Snow Load	5	
Drawing Size	Electronic	
No. of Sealed Drawings	1	
Calculations Required		

INCLUSIONS / EXCLUSIONS					
INCLUDED	EXCLUDED	ENGINEERING REQUIREMENTS	INCLUDED	EXCLUDED	INSTALLATION - MISCELLANEOUS
☑	☐	Sealed Drawings & Calculations	☐	☑	Prevailing Wage / Certified Payroll
☐	☑	Permit Submittal	☐	☑	Union Wages
☐	☑	Permit Fee	☐	☑	Fencing
☐	☑	DSA Submittal & Fees	☐	☑	water and Electrical
☑	☐	Design and Engineering of Structure	☐	☑	Landscape Repair
☐	☑	Design and Engineering of Foundation	☐	☑	Demolition (Existing Structures)
☑	☐	Reactions and Loads for attachment to Walls, Rooftops, or Other	☐	☑	Payment and Performance Bonds
☐	☑	Foundation Location and Elevation Survey	☐	☑	Special Inspection Fees

EXHIBIT E

EXHIBIT E

USASHADE
& Fabric Structures.

Construction Assumptions

1) The designated area for our structures will be accessible by drive-up for unloading of our trucks and equipment, including personnel man-lifts, forklifts, etc. Should a crane be required and direct access not available, additional costs for such will be submitted by a Change Order.

2) Our pricing is based on the ability to perform all of our work with clear, sequential, and continuous access without interruption during normal daytime working hours. We have assumed one mobilization for the installation of foundations, steel and fabric; if additional mobilizations are required, there will be an additional charge. We will require exclusive access to the area for our work during the construction process.

3) Our pricing does not include daily site delays accessing the work areas. USA SHADE will submit a Change Order for any delays caused by other trades which interfere or cause us to stop working.

4) We will require site sanitary facilities and refuse containers by others within 200 feet of our work.

5) USA SHADE will leave its work and materials in a clean condition at the conclusion of our work.

6) Barricades and public security requirements are not included.

7) Unless specifically included in this proposal, this agreement does not include, and Company will not provide, services, labor, or materials for any of the following work: (a) removal and disposal of any materials containing asbestos or any hazardous materials as defined by the EPA; (b) moving Owner's property around the installation site; (c) repair or replacement of any Purchaser or Owner-supplied materials; or (d) repair of damage to existing surfaces that may occur when construction equipment and vehicles are being used in the normal course of construction.

8) Pricing for foundation design is based on drilled pier footings. In the event the geotechnical report requires an alternate configuration, any additional costs incurred will be submitted to the client by a Change Order.

9) Digging of our foundations will not be constrained by any existing concrete or utilities. USA SHADE will not be responsible for moving or repairing any underground utility lines such as electrical, telephone, gas, water, or sprinkler lines that may be encountered during installation.

10) Any additional costs incurred as a result of hard rock conditions requiring extra equipment, utility removal or repair, resulting in delay, will result in additional charges unless they are detailed on as-built site drawings provided to USA SHADE or marked on the ground and communicated to USA SHADE in writing prior to installation.

GENERAL TERMS & CONDITIONS AND WARRANTY

1) **Proposal:** The above proposal is valid for **15 days** from the date first set forth above. After 15 days, we reserve the right to increase prices due to the rise in cost of raw materials, fuel, or other cost increases. When applicable, USA SHADE & Fabric Structures reserves the right to implement a surcharge for significant increases in raw materials, including, but not limited to; fuel, steel, and concrete. Due to the duration of time between proposals, contracts, and final installation, USA SHADE & Fabric Structures reserves the right to implement this surcharge, when applicable.

2) **Purchase:** By executing this proposal, or submitting a purchase order pursuant to this proposal (which shall incorporate the terms of this agreement specifically by reference) which is accepted by USA SHADE & Fabric Structures (the "Company"), the purchaser identified above ("you" or the "Purchaser") agrees to purchase Shade Structures brand shade structures ("Structures") and the services to be provided by the Company, as detailed in the "Structure Pricing" and "General Scope of Work" sections of this agreement, above, or in the relevant purchase order accepted by the Company, for use by Purchaser or for installation by Company or Purchaser on behalf of a third-party who will be the ultimate owner of the Structures (the ultimate owner of a Structure, whether Purchaser or a third-party, being the "Owner").

3) **Short Ship Claims:** Purchaser has 15 days from receipt of the structures to file a short ship report in writing to its sales representative. Company will not honor claims made after this time.

EXHIBIT E

USASHADE
& Fabric Structures.

4) **Standard Exclusions:** Unless specifically included under the "General Scope of Work" section above, this agreement does not include, and Company will not provide, services, labor, or materials for any of the following work: (a) removal and disposal of any materials containing asbestos or any hazardous materials as defined by the EPA; (b) moving Owner's property around the installation site; (c) repair or replacement of any Purchaser or Owner-supplied materials; (d) repair of concealed underground utilities not located on prints supplied to Company by Owner during the bidding process, or physically staked out by Owner, and which are damaged during construction during normal course of construction.

5) **Bonding Guidelines:** If Purchaser will use or provide the Structures and Services for an Owner other than Purchaser (including, without limitation, as a subcontractor of Purchaser), Purchaser will include the following statement in Purchaser's contract with Owner:

> "The manufacturer's warranty for the Shade Structures brand shade structures is a separate document between USA SHADE & Fabric Structures and the ultimate owner of the Shade Structures brand shade structures, which will be provided to the ultimate owner at the time of completion of the installation and other services to be provided by USA SHADE & Fabric Structures. Due to surety requirements, any performance and/or payment bond will cover only the first year of the USA SHADE & Fabric Structures warranty."

6) **Insurance Requirements:** Company is not required to provide any insurance coverage in excess of Company's standard insurance. A copy of the Company's standard insurance is available for your review prior to acceptance of the Company's proposal.

7) **Payment:** Terms of payment are defined in the "Pricing Details" section and are specific to this contract. For purposes of this agreement, "Completion" is defined as being the point at which the Structure is suitable for its intended use, the issue of occupancy consent, or a final building department approval is issued, whichever occurs first. Progress billing and payment will be required. All payments must be made to Shade Structures, Inc., P.O. Box 734158, Dallas, TX 75373-4158. Company may use all remedies available to it under current laws including, but not limited to, filing of liens against the property and using a collection agency or the courts to secure the collection of the outstanding debt.

8) **Lien Releases:** Upon request by Owner, Company will issue appropriate partial lien releases as corresponding payments are received from Purchaser, but prior to receiving final payment from Purchaser or Owner. Company will provide a full release of liens upon receipt of final payment. In accordance with state laws, Company reserves the right to place a lien on the property if final payment has not been received 10 days prior to the filing deadline for liens.

9) **Site Plan Approval, Permit/s, Permit Fees, Plans, Engineering Drawings, and Surveying:** Site plan approval, permits, permit fees, plans, engineering drawings, and surveying are specifically excluded from this agreement and the Services unless specified under the "General Scope of Work". The Company does not in any way warrant or represent that a permit or site plan approval for construction will be obtained. Sealed engineered drawings that are required but not included in the "General Scope of Work" will result in an additional cost to Purchaser.

10) **Manufacturing & Delivery:** Manufacturing lead-time from Company's receipt of the "Notice To Proceed" is approximately 6 to 8 weeks for standard structures, and 8 to 12 weeks for custom structures. Delivery is approximately 1 week thereafter. Delivery of structures may be prior to or at start of assembly. Please note that these timelines do not include approval or permitting timeframes.

11) **Returned Product, Deposits, and/or Cancelled Order:** Within the first 45 days after shipment from our facility, all returned product(s) and cancelled orders are subject to a 50% restocking fee. No returns are available following this 45 day period. All deposits are non-refundable. All expenses incurred (engineering, site surveys, shipping, handling, etc.) are the responsibility of the Purchaser, up to notice of cancellation.

EXHIBIT E

USASHADE
& Fabric Structures.

12) **Concealed Conditions:** "Concealed conditions" include, without limitation, water, gas, sprinkler, electrical and sewage lines, post tension cables, and steel rebar. This agreement is based solely on observations the Company was able to make either by visual inspection or by drawings and/or plans submitted by Owner at the time this agreement was bid. If additional Concealed Conditions are discovered once work has commenced, which were not visible at the time this proposal was bid, Company will stop work and indicate these unforeseen Concealed Conditions to Purchaser or Owner so that Purchaser and Company can execute a Change Order for any additional work. In any event, any damage caused by or to unforeseen Concealed Conditions is the sole responsibility of the Purchaser and Company shall not be held liable for any such damage. Soil conditions are assumed to be soil that does not contain any water, hard rock (such as limestone, caliche, etc.), rocks larger than 4 inches in diameter, or any other condition that will require additional labor, equipment and/or materials not specified by the Purchaser or Owner in the bidding process. Any condition requiring additional labor, equipment, and/or materials to complete the drilling or concrete operations will require a Change Order before Company will complete the process. Price quotes are based on a drilled pier footing. Any variation will incur additional charges (i.e. spread footings, concrete mat, sand, water, landfill, etc.). Costs for footing and installation do not include any allowance for extending below frost lines (the additional costs for which vary by geographical region).

13) **Changes in the Work:** During the course of this project, Purchaser may order changes in the work (both additions and deletions). Additionally, an approving agency may require changes in the work from the original design or engineering quoted and provided by the Company (both additions and deletions.) The cost of these changes will be determined by the Company, and a Change Order form must be completed and signed by both the Purchaser and the Company, which will detail the "General Scope of the Change Order". Should any Change Order be essential to the completion of the project, and the Purchaser refuses to authorize such Change Order, then Company will be deemed to have performed its part of the project, and the project and services will be terminated. Upon such termination, Company will submit a final billing to Purchaser for payment, less a labor allowance for work not performed but including additional charges incurred due to the stoppage. No credit will be allowed for materials sold and supplied, which will remain the property of the Purchaser.

14) **Indemnification:** To the fullest extent permitted by law, Purchaser shall indemnify, defend, and hold harmless the Company and its consultants, agents, and employees or any of them from and against claims, damages, losses and expenses, including, but not limited to, attorneys' fees related to the installation of the Structure or performance of the services, provided that such claim, damage, loss, or expense is attributable to bodily injury to, sickness, disease, or death of a person, or to injury to or destruction of tangible property, but only to the extent caused by the negligent acts or omissions of the Purchaser or its agents, employees, or subcontractors, or anyone directly or indirectly employed by them or anyone for whose acts they may be liable, regardless of whether or not such claim, damage, loss, or expense is caused in part by a party indemnified hereunder. Such obligation shall not be construed to negate, abridge, or reduce other rights or obligations of indemnity that would otherwise exist as to a party or person described in Section 15.

15) **Statement of Limited Warranty:**

- The structural integrity of all supplied steel is warranted for ten years.
- If assembly is provided by the Company, workmanship of the structure is covered for one year, including labor for the removal of any failed part, disassembly (if necessary), cost of shipping, and reassembly.
- All steel surface finishes are warranted for one year.
- Shadesure™, Colourshade® FR, eXtreme 32™, Commercial 95™, SaFRshade™, and Monotec 370™ fabrics all carry a ten year limited manufacturer's warranty against failure from significant fading, deterioration, breakdown, outdoor heat, cold, or discoloration. Should the fabric need to be replaced under the warranty, the Company will manufacture and ship a new replacement fabric at no charge for the first six years, thereafter pro-rated at 20% per year over the remaining four years. The following are exceptions to the preceding warranty terms:
    - Shadesure™ fabrics in Red, Yellow, Atomic Orange, Electric Purple, Zesty Lime, Cinnamon, Olive, and Mulberry carry a five year pro-rated warranty;
    - Fabric tops attached to Coolbrella™ structures carry a three year warranty;
    - Individual fabric tops measuring greater than 40' in length are covered by a non-prorated five year warranty;
    - Precontraint 502™ waterproof membrane is subject to an eight year pro-rated warranty.
- Sewing thread is warranted for ten years.

EXHIBIT E

USASHADE
& Fabric Structures.

General Limited Warranty Terms and Conditions

- These limited warranties are effective from the date of sale, or, if assembly is provided by the Company, upon receipt by Company from Purchaser of a completed and signed "Customer Checklist and Sign-off" form.
- In its sole discretion, the Company will repair and or/replace defective structures, products or workmanship, or refund that portion of the price related to the defective product, labor, or service rendered.
- The Company reserves the right, in cases where certain fabric colors have been discontinued, to offer the Purchaser or Owner a choice of available alternative colors to replace the warranted fabric. The Company does not guarantee that any particular color will be available for any period of time, and reserves the right to discontinue any color for any reason, without recourse by the Purchaser or Owner of the discontinued fabric color.
- Should the Purchaser or Owner sell the structures to another party, the warranty cannot be transferred to the new owner without a complete and thorough on-site inspection performed by a Company representative. Please contact the Company at warranty@usa-shade.com for more details.
- All warranty claims covering Company supplied structures, products, and services must be submitted by Purchaser or Owner in writing to the Company within thirty days from the date of discovery of the alleged defect and must include a detailed description and applicable photographs of the alleged defect or problem. Warranty claims should be submitted by email to warranty@usa-shade.com.
- Purchaser or Owner agrees that venue for any court action to enforce these limited warranties shall be in the City or County of Dallas in the State of Texas, USA.
- These limited warranties are void if:
  - the supplied structures, products, services and/or labor are not paid for in full;
  - the structures are not assembled in strict compliance with USA SHADE specifications;
  - any changes, modifications, additions, or attachments are made to the structures in any way, without prior written approval from the Company. Specifically, no signs, objects, fans, light fixtures, etc. may be hung from the structures, unless specifically engineered by the Company.
- These limited warranties do not cover defects and/or damages caused by:
  - normal wear and tear;
  - misuse, willful or intentional damage, vandalism, contact with chemicals, cuts and Acts of God (i.e. tornado, hurricane, micro/macros burst, earthquake, wildfires, etc.);
  - ice, snow or wind loads in excess of the designed load parameters engineered for the supplied structures;
  - use, maintenance, neglect, repair, and/or service inconsistent with the Company's written care and maintenance instructions, provided with the order.
- The limited warranties explicitly exclude:
  - workmanship related to assembly not provided by the Company or its agents;
  - fabric curtains, valances, and flat vertical panels;
  - fabric tops installed on structures that were not engineered and originally supplied by the Company.
- THE COMPANY SHALL NOT BE LIABLE FOR ANY INCIDENTAL, CONSEQUENTIAL, SPECIAL, LIQUIDATED, EXEMPLARY, OR PUNITIVE DAMAGES, OR ANY LOSS OF REVENUE, PROFIT, USE OR GOODWILL, WHETHER BASED UPON CONTRACT, TORT (INCLUDING NEGLIGENCE), OR ANY OTHER LEGAL THEORY, ARISING OUT OF A BREACH OF THIS WARRANTY OR IN CONNECTION WITH THE SALE, INSTALLATION, MAINTENANCE, USE, OPERATION OR REPAIR OF ANY PRODUCT OR SERVICE. IN NO EVENT WILL THE COMPANY BE LIABLE FOR ANY AMOUNT GREATER THAN THE PURCHASE PRICE FOR ANY PRODUCT OR SERVICE PROVIDED BY THE COMPANY.
- THE FOREGOING LIMITED WARRANTY IS THE SOLE AND EXCLUSIVE WARRANTY FOR THE COMPANY'S PRODUCTS AND SERVICES, AND IS IN LIEU OF ALL OTHER WARRANTIES, EXPRESS OR IMPLIED, IN LAW OR IN FACT. SELLER SPECIFICALLY DISCLAIMS ALL OTHER WARRANTIES, EXPRESS OR IMPLIED, INCLUDING, WITHOUT LIMITATION, ALL IMPLIED WARRANTIES OF MERCHANTABILITY AND FITNESS FOR A PARTICULAR USE OR PURPOSE, AND ANY IMPLIED WARRANTIES ARISING OUT OF COURSE OF DEALING OR PERFORMANCE OR TRADE USAGE. PURCHASER, BY ACCEPTANCE AND USE OF THIS LIMITED WARRANTY, WAIVES ANY RIGHTS IT WOULD OTHERWISE HAVE TO CLAIM OR ASSERT THAT THIS LIMITED WARRANTY FAILS OF ITS ESSENTIAL PURPOSE.

Coloursshade ® and eXtreme 32™ are registered trademarks of Multiknit Pty. Ltd.

Commercial 95™ and SaFRshade™ are registered trademarks of Gale Pacific USA Inc.

Monotec 370™ is a registered trademark of PRO-KNIT Industries Pty. Ltd.

Precontraint 502™ is a registered trademark of Serge Ferrari North America, Inc.

EXHIBIT E

USASHADE
& Fabric Structures.

16) **Assembly/Installation:**

- Company will notify Purchaser of the scheduled assembly date. Owner agrees to have an owner representative meet the assembly crew at the job site on the scheduled assembly date to verify the exact location where the structure(s) is to be placed.
- Labor for the removal, assembly, and/or freight charges will only be covered by Company in instances where the structures supplied and installed by Company are determined by the Company to be defective. In all cases where structures are not installed by Company, all labor for the removal, assembly, and/or freight of the structures will be the Purchaser's responsibility.
- Installation prices are based on a single mobilization charge. If additional mobilizations are required, there will be additional charges.

- If the requested services require Company access to Owner's premises, Company will be provided access to the Owner's premises free and clear of debris, automobiles, or other interference Monday ~ Friday during the hours of 8:00am to 6:00pm, and Company will have access to water and electrical facilities during installation. Additional charges will apply if utilities are not easily accessible. Where applicable, all vehicles will be moved prior to Company's crew beginning any installation.
- Company will not be responsible for moving or repairing any underground utility lines such as electrical, telephone, gas, water, or sprinkler lines that may be encountered during installation.
- Any additional costs incurred as a result of hard rock conditions requiring extra equipment, utility removal or repair resulting in delay will result in additional charges unless they are detailed on as-built site drawings provided to Company or marked on the ground and communicated to Company in writing prior to fabrication and installation.

17) **Installation/Assembly on-site:** Where installation/assembly is part of the services, Purchaser must provide the Company with a detailed drawing prepared by or for the Owner showing exactly where the structures are to be assembled as well as detailing any obstacles or other impediments that may cause the assembly process to be more difficult. Any fixture(s), e.g., playground, pools, etc., that the structures are to be assembled over must also be detailed, along with their peak heights (if applicable).

18) **Site/Use Review by Purchaser:** Company relies on the Purchaser to determine that the structures ordered are appropriate and safe for the Owner's installation site and/or intended use. Company is not responsible for damages or injuries resulting from collisions by moving objects or persons with the structure post(s). Company can recommend, or supply at additional cost, padding for posts from a third party manufacturer.

19) **Preparatory Work:** Where installation/assembly is part of the services and in the event that the foundation or job site is not suitable or ready for assembly to begin on the scheduled day, a Delay of Order notification must be sent to Company at least 4 working days prior, in order to allow Company to reschedule the project. In the event that Company is not notified and incurs an expense in attempting to execute the assembly, a re-mobilization charge may be charged to Purchaser before Company will reschedule the assembly.

20) **Delegation: Subcontractors:** The services and the manufacturing and assembly of the structures may be performed by subcontractors under appropriate agreements with the Company.

21) **Force Majeure: Impracticability:** The Company shall not be charged with any loss or damage for failure or delay in delivering or assembling of the structures when such failure or delay is due to any cause beyond the control of the Company, due to compliance with governmental regulations or orders, or due to any Acts of God, strikes, lockouts, slowdowns, wars, or shortages in transportation, materials or labor.

22) **Dispute Resolution:** Any controversy or claim arising out of or related to this agreement must be settled by binding arbitration administered in Dallas, TX by a single arbitrator selected by the parties or by the American Arbitration Association, and conducted in accordance with the construction industry arbitration rules. Judgment upon the award may be entered in any court having jurisdiction thereof.

23) **Entire Agreement; No Reliance:** This agreement represents and contains the entire agreement between the parties. Prior discussion or verbal representations by the parties that are not contained in this agreement are not part of this agreement. Purchaser hereby acknowledges that it has not received or relied upon any statements or representations by Company or its agents which are not expressly stipulated herein, including without limitation any statements as to the structures, warranties, or services provided hereunder.

24) **No Third-Party Beneficiaries:** This agreement creates no third-party rights or obligations between Company and any other person, including any Owner who is not also a Purchaser. It is understood and agreed that the parties do not intend that any third party should be a beneficiary of this agreement.

25) **Governing Law:** The agreement will be construed and enforced in accordance with the laws of the State of Texas.

26) **Assignment:** Purchaser may not assign this agreement, by operation of law or otherwise, without the prior written consent of Company. The agreement shall be binding upon and insure to the benefit of the Company and the Purchaser, and their successors and permitted assigns.

EXHIBIT E

USASHADE
& Fabric Structures.

Executed to be effective as of the date executed by the Company:

NOTE: FOR ANY PURCHASE EQUAL TO OR EXCEEDING $100,000.00 USD, NO WORK, OTHER THAN PRE-WORK, SHALL BE UNDERTAKEN WITHOUT A MUTUALLY ACCEPTABLE AND SIGNED CONSTRUCTION CONTRACT.

PURCHASER: Haskell	**SELLER:** **Shade Structures, Inc. DBA USA Shade**
Signature:	Signature:
By: (Print)	By: (Print)
Title:	Title:
Date:	Date:

NOTE: All purchase orders and contracts should be drafted in the name of **Shade Structures, Inc.**

DocuSign Envelope ID: DB17A176-C8B1-4B95-8630-10A5A54C580E

Scope:	21 00 FIRE SPRINKLER	Company:	Sciens Building Solutions
Job No:	4400661	Contact:	Mike Bishop
Project:	COJ Riverfront Plaza Upland Work - Phase I	Phone:	(904) 509-6782
Estimator:	BMM	Email:	mbishop@sciensbuildingsolutions.com
Bid Date:	2/29/24 2:00 PM	Lead Times:	
		Quote Good for #days?:	90 DAYS
Scope Notes:		Notes:	

HASKELL

				Bid Total :		$39,553			$39,553		
				$88,881							
Spec	Description	Haskell Quantity	UM	Haskell Estimate		B			CARRY		
				U.P.	Total Price		U.P.	Total Price		U.P.	Total Price
	BASE BID				-			-			-
					-			-			-
210000.0002	WET PIPE FIRE SPRINKLER SYSTEM	4,700	SF	10.00	47,000	Y		30,704	B		30,704
210000.0200	FIRE RISER 6" WITH ASSOCIATE VALVES AND BELL ACCSSY	1	EA	10,450.00	10,450	Y		Incl.	B		Incl.
210000.0300	FIRE DEPARTMENT CONNECTION 4"	1	EA	1,406.25	1,406	Y		Incl.	B		Incl.
	REMOTE FDC				-	N		Not Incl.	B		Not Incl.
210000.0550	HEAD BOX - 6 SPARE HEADS	1	EA	1,037.50	1,038	Y		Incl.	B		Incl.
210000.1750	COORDINATION, ENGINEERING, LOAD CALCS	1	LS	26,875.00	26,875	N		Not Incl.	B		Not Incl.
	CALCULATIONS, LAYOUT AND DRAWINGS	1	LS		-	Y		Incl.	B		Incl.
210000.1800	FIRE CAULKING	1	LS	2,112.50	2,113	Y		Incl.	B		Incl.
					-			-			-
	HYDRANT FLOW TEST				-	Y		Incl.	B		Incl.
	RED PIPE AND FITTINGS				-	Y		4,980	B		4,980
					-			-			-
	AS-BUILT DRAWINGS				-	Y		Incl.	B		Incl.
	COORDINATION W/ FA INCL. FLOW & TAMPER SWITCHES				-	Y		Incl.	B		Incl.
					-			-			-
	3D BIM MODELING, CLASH DETECTION, & COORD. DWGS				-	Y		3,400	B		3,400
	SET SLEEVES AND/OR CUT HOLES FOR PENETRATIONS				-	Y		Incl.	B		Incl.
	FURNISH ACCESS PANELS AS NEEDED				-	Y		Incl.	B		Incl.
	PERMIT FEES				-	Y		Incl.	B		Incl.
					-			-			-
	WOMENS B111 AND MENS B112 RESTROOMS				-	N		Not Incl.	B		Not Incl.
	INSULATE PIPE AT BREEZEWAY				-	N		Not Incl.	B		Not Incl.
					-			-			-
	Wage Type										
	Small/Minority Business Type										
	Addenda ___ Through ___										
	SUBTOTAL				88,881	Y		39,084	Y		39,084
	Sales Tax	7.50%				N		Included Above	N		Included Above
	Sub/Vendor Bond	1.20%				Y	1.50%	469	Y		469
	TOTAL				$ 88,881			$ 39,553			$ 39,553
	Alternate "1"										
	Alternate "2"										

EXHIBIT E

DocuSign Envelope ID: DB17A176-C8B1-4B95-8630-10A5A54C580E

Scope:	21 00 FIRE SPRINKLER				Company:	Sciens Building Solutions					
Job No:	4400661				Contact:	Mike Bishop					
Project:	COJ Riverfront Plaza Upland Work - Phase I				Phone:	(904) 509-6782					
Estimator:	BMM				Email:	mbishop@sciensbuildingsolutions.com					
Bid Date:	2/29/24 2:00 PM				Lead Times:						
					Quote Good for #days?:	90 DAYS					
Scope Notes:					Notes:						
					Bid Total :	$39,553			$39,553		
					$88,881						
Spec	Description	Haskell Quantity	UM	Haskell Estimate		B			CARRY		
				U.P.	Total Price		U.P.	Total Price		U.P.	Total Price
	Alternate "3"										
	Alternate "4"										

EXHIBIT E

EXHIBIT E

Bid Proposal: Fire Protection

Printed on Feb 6, 2024 at 9:49 AM EST

COJ Riverfront Plaza Upland Work - Phase I

2 Independent Drive, Jacksonville, FL 32202, United States of America

Sent proposal revision #2: $39,084

Submitted Feb 6, 2024 at 9:13 AM EST
Sciens Building Solutions
2251 Rosselle St, Jacksonville, FL 32204, USA
Submitted on behalf of Sciens Building Solutions by Brent McMaster

Line Items

Description	Quantity	Unit Cost	Total Cost
PLEASE PROVIDE THE LISTED BREAKOUT PRICING:			
Fire Protection			$30,704
ADDITIONAL ITEMS:			
Paint Pipe and Fittings Red			$4,980
3D BIM MODELING			$3,400
Base Bid			**$39,084**

Inclusions

100% CD Set Cafe Fire Protection Drawings Dated 03/13/2023	Yes
21 00 FIRE SUPPRESSION SYSTEM DESIGN:	
Perform Hydrant Flow Test	Yes
Signed and Sealed Calculations and Drawings	No
As-Built Drawings	Yes
Design to be done in 3D Program for use in coordination	Yes
21 10 WATER BASED FIRE SUPPRESSION SYSTEMS:	
Furnish and Install a Complete Wet Sprinkler System starting at 1'-0" Above Finished Floor	Yes
Remote FDC Connection	No
Extra Heads for Attic Stock per Specs	Yes
Subcontractor shall coordinate with fire alarm contractor for fire alarm devices including flow and tamper switches.	Yes
GENERAL:	
3D BIM Modeling, Clash Detection, and Coordination Drawings	No

powered by BUILDINGCONNECTED

EXHIBIT E

COJ Riverfront Plaza Upland Work - Phase I

2 Independent Drive, Jacksonville, FL 32202, United States of America

Fire Proofing Of Penetrations	Yes
Subcontractor is responsible to set sleeves and/or cut holes for penetrations through floors, walls, and roof	Yes
Furnish access panels as needed, installed by others	Yes
Layout for Concrete Equipment Pads, poured by others	No
Composite Clean-Up Crew	No
Fire Sprinkler Permit Fees	Yes

General Acknowledgments

PLEASE REVIEW AND ACKNOWLEDGE THE FOLLOWING GENERAL REQUIREMENTS:

All Bids shall remain valid for a minimum of 90 days from the date submitted.		Yes
Did Subcontractor review the schedule?		Yes
Do you have any comments or concerns with schedule?	None	
Please note your EMR Rate	See attached EMR	
All Subcontractors will be required to participate in Haskell's safety program "SafeMatters". There is a $40 fee per employee to register in this program. This shall be included in your proposal for each employee that will be working on the jobsite.		Yes
Haskell's insurance requirements are noted in Section 10 of the Subcontract Terms and Conditions. Subcontractor has reviewed these requirements and confirms they can meet them as stated.		Yes
Subcontractor confirms they have reviewed the Haskell standard Contract Terms and Conditions and accepts them as written or has provided a list of requested changes with their proposal.		Yes
Haskell's Code of Safe Practices is included with the bid documents and is Haskell's standard safety requirements for all Subcontractors. Subcontractor confirms it has reviewed and accepts these terms as written or has provided a list of requested changes with their proposal..		Yes
Subcontractor has included and is responsible for all Sales and Use taxes for the project location.		Yes

ADDENDA AND RFI:

Please confirm you received and reviewed RFI responses

LEAD TIME:

Do any of your materials have long lead times?		No
Please specify lead times for materials, specifically long lead items.	None	

INFLATION/ESCALATION:

COJ Riverfront Plaza Upland Work - Phase I

2 Independent Drive, Jacksonville, FL 32202, United States of America

What inflation/escalation percentages are you carrying, if any?	None

Bond Information

What is your bond rate?	1.50	%

Labor Rates

Please provide total labor hours for this project.

Please note hourly rates for your employees or crews on a separate attachment.

Certifications

Do you represent a certified JSEB (Jacksonville Small Emerging Business)?	No

Disclaimers and Clarifications

SUBCONTRACTOR SHALL REVIEW AND INCORPORATE THE FOLLOWING BID REQUIREMENTS WITH THEIR PROPOSAL:

All Bids shall remain valid for a minimum of 90 days from the date submitted.

All bidders must complete the Haskell online Vendor Qualification Form. This will be required prior to any awards on the project and help us gauge the qualifications of bidders. To fill out this form, bidders must go to this website: http://www.haskell.com/subcontractors, and click on the link in the center of the page labeled "Vendor Management System".

A preliminary project schedule was provided with the bid documents. Subcontractor is responsible for reviewing this schedule and submitting a bid with the manpower and hours required to meet the schedule. If Subcontractor has any objections with the schedule, they shall clearly note these within their proposal.

Subcontractor shall furnish all necessary labor, insurance, materials, supervision, services, tools, equipment, transportation, hoisting, shop drawings, samples and all other services necessary to fully perform and complete the Work required by this Subcontract.

Subcontractor is responsible for all equipment necessary for hoisting and offloading material required for this scope of work as well as elevated access for their work.

Warranty period is one year for labor, materials, and equipment from the project substantial completion date, excluding any manufacturer warranties that may extend beyond this period. Warranties shall commence at Substantial Completion only, not delivery, start-up or other earlier dates.

Subcontractor is responsible for daily clean-up of their work. Daily clean up shall mean "broom clean" of the area(s) being worked, regardless of area size, and leaving area with materials, tools, and equipment neatly straightened/organized. All brooms, scoops, garbage transport containers, or other accessories, necessary for clean-up of this scope, are the responsibility of this scope. For failure to clean up daily or maintain housekeeping standards, Haskell will provide a 24 hour warning prior to backcharging Subcontractor for participation in composite clean-up crew or may employ cleaning services at Subcontractor's expense.

Additional Information

EXHIBIT E

Bid Proposal: Fire Protection

Printed on Feb 6, 2024 at 9:49 AM EST

COJ Riverfront Plaza Upland Work - Phase I

2 Independent Drive, Jacksonville, FL 32202, United States of America

Notes

Signing and sealing is not legal with an existing EOR.
Composite crew is not budgeted for us since we only have 2-man crew.
Add $3,400.00 for BIM to scope if required. Only includes 4 meetings.
$210.00 per/ hr for BIM meetings once we exceed 4 meetings.
No concrete pad layouts considered in this scope
FDC is located at riser room at exterior wall per plan and included in price but if remote FDC is required this will be by others.

Attachments

- 6.1) Safety Pre-Qualification.... (257 KB)
- Sciens Building Solutions R2 (180 KB)

powered by BUILDINGCONNECTED

DocuSign Envelope ID: DB17A176-C8B1-4B95-8630-10A5A54C580E

EXHIBIT E

W.W. GAY
FIRE & INTEGRATED SYSTEMS, INC.

A DIVISION OF:
sciens
Building Solutions

2251 Rosselle Street, Jacksonville, FL 32204 • Phone 904-387-7973 • Fax 904-394-7261
2500 NE Terrace, Gainesville, FL 32609 • Phone 352-380-0317 • Fax 352-378-1454

https://sciensbuildingsolutions.com/

February 5, 2024

Attn: Tracy Haun
The Haskell Company
111 Riverside Ave
Jacksonville, Fl 32202

Revised 1-17-2023
2-05-2024

Re: Jacksonville Riverfront Plaza-Café Plaza
2 Independent Drive West
Jacksonville, Fl 32202

W. W. Gay Fire & Integrated Systems, Inc., a Division of Sciens Building Solutions, is pleased to provide pricing for the above referenced project.

Proposal based on 100% CD set Fire Protection Plans dated 3-13-2023.

- *Contractor to provide job schedule for review, and W.W. Gay Fire & Integrated System's approval prior to proceeding with the work. Price is subject to schedule approval.*
- *Our proposal, which includes scope of work, inclusions and exclusions must be included in the contract.*
- *Payment for services rendered is due within 30 days of the invoice date.*

Scope of Work:

Add new wet pipe sprinkler system for new Café building per fire protection contract drawings.

Inclusions

- Point of connection: shall begin at 1'-0" above finished floor.
- Install a new wet pipe sprinkler system throughout the new café.
- All material will be listed per UL Fire Protection Equipment Directory rated for 175 psi working pressure (U.N.O).
- Piping: per NFPA 13 requirements "UNPAINTED" schedule 10/40 black steel for overhead systems.
- Sprinkler heads: quick response, standard coverage, brass with chrome finish. Sprinkler heads will be upright in all unfinished areas and semi recessed in areas with finished ceilings per contract drawings.
- Shop drawings, hydraulic calculations and material submittal data.
- As-builts and final test reports.
- Labor, material, tools, fabrication, supervision, and testing.

W.W. GAY
FIRE & INTEGRATED SYSTEMS, INC.

A DIVISION OF:
sciens
BuildingSolutions

2251 Rosselle Street, Jacksonville, FL 32204 • Phone 904-387-7973 • Fax 904-394-7261
2500 NE Terrace, Gainesville, FL 32609 • Phone 352-380-0317 • Fax 352-378-1454

https://sciensbuildingsolutions.com/

- Daily normal floor cleaning to keep from damaging product.
- Permits, taxes, and inspections by AHJ.
- One year warranty from date of substantial completion. This warranty is made with the stipulation that the owner has performed maintenance and inspections required by NFPA 25.

Exclusions:

- Cutting, patching, painting, paint preparation, electric power wiring, or alarm and detection other than what is indicated in this proposal.
- Multiple phases or mobilizations.
- Heat trace of insulated pipe.
- Addition of sprinkler heads and main pipe to supply Men's Restroom B112 and Women's B111 Restroom.
- Insulation of exposed pipe from main café building to restrooms.
- Removal, relocation or rearrangement of existing equipment, furniture, or product.
- Protection above or below new or existing HVAC duct or equipment not indicated on the contract documents.
- Relocation or addition any heads other than shown on contract fire protection drawings.
- Composite cleaning.
- 3D BIM modeling design coordination.
- Textura Construction Payment system.
- After hours/ premium labor.
- Fire watch or independent fire watch for contract and non-contractual area.
- Fees for AutoCAD drawing files.
- Removal, relocation, or replacement of existing main or branch line piping to accommodate other trades without an approved change order prior to starting work.
- Hose valves, hose valve cabinets, extinguishers, extinguisher cabinets or access panels.
- Fire protection system engineering documents signed and sealed by fire protection engineer of record.

Clarifications:

- Sprinkler coverage for this proposal is adequate based on minimum coverage requirements and once the reflective ceiling plan is available more heads may be required to be added due to obstructions in the ceiling plan.
- This proposal assumes that the water supply available is adequate for the system design. If it is deemed insufficient during the design process, we will notify the owner and propose a means and cost to rectify the deficiency.
- The bid is based on working Monday-Friday, eight hours per day. Shift work or night/weekend work is not included unless specifically indicated in this proposal.

DocuSign Envelope ID: DB17A176-C8B1-4B95-8630-10A5A54C580E

EXHIBIT E

W.W. GAY
FIRE & INTEGRATED SYSTEMS, INC.

A DIVISION OF:
sciens
Building Solutions

2251 Rosselle Street, Jacksonville, FL 32204 • Phone 904-387-7973 • Fax 904-394-7261
2500 NE Terrace, Gainesville, FL 32609 • Phone 352-380-0317 • Fax 352-378-1454

https://sciensbuildingsolutions.com/

- Corrosion of automatic fire sprinkler systems is a naturally occurring phenomenon. Factors contributing to corrosion include trapped air, water quality, type of piping material, environment, and maintenance procedures. In certain situations, accelerated corrosion can occur due to one or more of these factors. WW Gay Fire Protection, Inc. cannot warrant that the systems proposed will not experience accelerated corrosion due to any of the fore mentioned factors.
- As per NFPA requirements, the owner is required to notify the installation contractor if conditions exist that would lead to (MIC) Microbiological Influenced Corrosion.
- This scope shall be incorporated into, and part of, any contractual agreement upon award of the above referenced project.
- This bid is based on standard AIA contract conditions. Monthly progress billings will be submitted for the duration of the project.

The base price for the above scope is a cost of $30,704.00.

Add an alternate for painting of exposed pipe for a cost of $4,980.00.
Add an alternate for seismic bracing for a cost of $4,755.00.

We appreciate the opportunity to provide this proposal. If you have any questions or wish for additional information, please contact us at (904) 509-6782.

W.W. Gay Fire & Integrated Systems, Inc.

Mike Bishop

Estimating Manager

W.W. GAY
FIRE & INTEGRATED SYSTEMS, INC.

A DIVISION OF
sciens
Building Solutions

NOTE: Late charges of 1.5% will be assessed monthly and any legal/attorney fees will be charged for all late payments. W.W. Gay may withdraw this proposal if not accepted within 30 days or revise proposal to meet current pricing of material due to unforeseen escalation cost.

DocuSign Envelope ID: DB17A176-C8B1-4B95-8630-10A5A54C580E

Scope:	22 00 PLUMBING		Company:	Touchton Plumbing Contractors, Inc.	HASKELL
Job No:	4400661		Contact:	Parker Touchton	
Project:	COJ Riverfront Plaza Upland Work - Phase I		Phone:	(904) 389-9300	
Estimator:	ML		Email:	ptouchton@touchtonplumbing.com	
Bid Date:	2/29/24 2:00 PM		Lead Times:	FIXTURES = 10 WK	
			Quote Good for #days?:		
Scope Notes:			Notes:	BOND RATE = 1%	
			Bid Total :	$342,390	$342,390
			$385,500		

Spec	Description	Haskell Quantity	UM	Haskell Estimate U.P.	Haskell Estimate Total Price	B	B U.P.	B Total Price	CARRY	CARRY U.P.	CARRY Total Price
	BASE BID				-			335,000	B		335,000
					-			-	B		-
	DRAWINGS DATED 1/31/24				-	Y		Incl.	B		Incl.
	ADDENDUM 1 DATED 2/22/24				-	Y		Incl.	B		Incl.
	ADDENDUM 2 DATED 2/28/24				-	Y		Incl.	B		Incl.
					-			-	B		-
221116.0100	DOMESTIC WATER PIPE AND FITTINGS	1,100	LF	100.00	110,000.00	Y		Incl.	B		Incl.
221316.0100	SANITARY PIPE AND FITTINGS	1,060	LF	90.00	95,400.00	Y		Incl.	B		Incl.
221316.0110	SUMP PUMP PIPE AND FITTINGS	40	LF	100.00	4,000.00	Y		Incl.	B		Incl.
221316.0120	FD-1 FLOOR DRAIN	8	EA	1,200.00	9,600.00	Y		Incl.	B		Incl.
221316.0130	FS-1 FLOOR SINK	1	EA	1,350.00	1,350.00	Y		Incl.	B		Incl.
221316.0140	FCO/WCO/ECO	6	EA	500.00	3,000.00	Y		Incl.	B		Incl.
221316.0150	VTR	4	EA	1,100.00	4,400.00	Y		Incl.	B		Incl.
221316.0710	STORM DRAIN PIPE AND FITTINGS	180	LF	90.00	16,200.00	Y		Incl.	B		Incl.
221316.0720	4" RD-1 ROOF DRAIN	1	EA	1,200.00	1,200.00	Y		Incl.	B		Incl.
221316.0730	4" AD-1 AREA DRAIN	4	EA	1,300.00	5,200.00	Y		Incl.	B		Incl.
221316.0740	OVERFLOW STORM DRAIN PIPE AND FITTINGS	30	LF	90.00	2,700.00	Y		Incl.	B		Incl.
221316.0750	4" OD-1 OVERFLOW ROOF DRAIN	1	EA	1,400.00	1,400.00	Y		Incl.	B		Incl.
221316.0760	4" DS-1 DOWNSPOUT NOZZLE	1	EA	1,000.00	1,000.00	Y		Incl.	B		Incl.
224000.0100	DF-1 ELECTRIC WATER COOLER	1	EA	10,000.00	10,000.00	Y		Incl.	B		Incl.
224000.0110	LAV-1 WH LAVATORY	10	EA	3,500.00	35,000.00	Y		Incl.	B		Incl.
224000.0120	LS-1 LAUNDRY TUB	1	EA	1,500.00	1,500.00	Y		Incl.	B		Incl.
224000.0130	MS-1 MOP SINK	1	EA	1,500.00	1,500.00	Y		Incl.	B		Incl.
224000.0140	UR-1 WH URINAL	2	EA	2,750.00	5,500.00	Y		Incl.	B		Incl.
224000.0150	WC-1 WH WATER CLOSET	4	EA	3,000.00	12,000.00	Y		Incl.	B		Incl.
224000.0160	WC-2 WH WATER CLOSET	4	EA	3,000.00	12,000.00	Y		Incl.	B		Incl.
224000.0170	EWH-1 ELECTRIC WATER HEATER	1	EA	5,000.00	5,000.00	Y		Incl.	B		Incl.
224000.0180	EWH-2 ELECTRIC WATER HEATER	4	EA	2,000.00	8,000.00	Y		Incl.	B		Incl.
224000.0190	CP-1 HOT WATER RECIRCULATION PUMP	1	EA	750.00	750.00	Y		Incl.	B		Incl.
224000.0200	SP-1 SUMP PUMP	1	EA	15,000.00	15,000.00	Y		Incl.	B		Incl.
224000.0210	SP-1 SUMP PUMP VFD	2	HP	250.00	500.00	Y		Incl.	B		Incl.
224000.0220	NFWH WALL HYDRANT	1	EA	900.00	900.00	Y		Incl.	B		Incl.
224000.0230	HB HOSE BIBB	2	EA	100.00	200.00	Y		Incl.	B		Incl.
224000.0250	FLOOR DRAIN TRAP PRIMER	8	EA	150.00	1,200.00	Y		Incl.	B		Incl.

EXHIBIT E

DocuSign Envelope ID: DB17A176-C8B1-4B95-8630-10A5A54C580E

Scope:	22 00 PLUMBING	Company:	Touchton Plumbing Contractors, Inc.
Job No:	4400661	Contact:	Parker Touchton
Project:	COJ Riverfront Plaza Upland Work - Phase I	Phone:	(904) 389-9300
Estimator:	ML	Email:	ptouchton@touchtonplumbing.com
Bid Date:	2/29/24 2:00 PM	Lead Times:	FIXTURES = 10 WK
		Quote Good for #days?:	
Scope Notes:		Notes:	BOND RATE = 1%
		Bid Total :	$342,390

HASKELL

Spec	Description	Haskell Quantity	UM	Haskell Estimate U.P.	Haskell Estimate Total Price	B	B U.P.	B Total Price	CARRY	CARRY U.P.	CARRY Total Price
				$385,500				$342,390			$342,390
229900.0100	3D BIM COORDINATION AND DRAFTING	1	LS	5,000.00	5,000.00	Y		Incl.	B		Incl.
229900.0110	PIPE TESTING, FLUSHING, CLEANING, AND STERILIZATION	1	LS	3,000.00	3,000.00	Y		Incl.	B		Incl.
229900.0120	FIRE CAULKING	1	LS	2,000.00	2,000.00	Y		Incl.	B		Incl.
229900.0130	JOB CLEANUP	1	LS	1,500.00	1,500.00	Y		Incl.	B		Incl.
229900.0140	PERMITS	1	LS	4,000.00	4,000.00	Y		Incl.	B		Incl.
229900.0150	TEMPORARY WATER FOR OFFICE TRAILERS	1	LS	2,500.00	2,500.00	Y		Incl.	B		Incl.
229900.0160	TEMPORARY WATER FOR BUILDING	1	LS	3,000.00	3,000.00	Y		Incl.	B		Incl.
	PLASTIC BOOTS FOR ROOF VENTS				Incl.	Y		Incl.	B		Incl.
	EXTEND SANITARY AND WATER TO OUTDOOR SHOWER				-	HSK-A		4,000	B		4,000
								-	B		-
	Wage Type										
	Small/Minority Business Type										
	Addenda ___ Through ___										
	SUBTOTAL				385,500	Y		339,000	Y		339,000
	Sales Tax	7.50%				N		Included Above	N		Included Above
	Sub/Vendor Bond	1.20%				Y	1.00%	3,390	Y	1.00%	3,390
	TOTAL				$ 385,500			$ 342,390			$ 342,390
	Alternate "1"										
	Alternate "2"										
	Alternate "3"										
	Alternate "4"										

EXHIBIT E

DocuSign Envelope ID: DB17A176-C8B1-4B95-8630-10A5A54C580E

EXHIBIT E

TOUCHTON PLUMBING CONTRACTORS INC

State Certificate #CFC056489
416 Ryan Ave, Jacksonville, FL 32254
Office: (904) 389-9299 Fax: 389-9212

PROPOSAL	
Date	March 7, 2024
Proposal No.	2024-112

Job Name: COJ Riverfront Plaza
General Contractor: Haskell
Attention: Estimator **Fax:**
Drawing Sheets: P-sheets
Plans Dated: 1/31/2024 **Addendums:** 2
Specification Section: Per Plans and Specs

Estimate includes: Installation of all plumbing systems to include rough-in, top-out and final trim of fixtures. The following defines our scope of work:

YES	NO	Description	YES	NO	Description
X		Plumbing Fixtures		X	Concrete Cut
X		Plumbing Materials		X	Concrete Patch Back
X		Permits		X	Demolition
	X	Impact Fees	X		Core Boring/Sleeving
X		Roof Drains & Piping		X	Kitchen Hook-up
X		Pipe Identification		X	Water Heater Flues
	X	Painting	X		Roof Penetration
X		Temp Water		X	GreaseTrap/
X		Hook-up Equip FBO		X	Oil Seperator/
	X	Condensate Drains	X		Plumbing 5' Out
	X	Gas piping	X		Trench Excavation/Backfill
	X	Gas Regulator		X	Unsuitable Soil Replace
	X	Air Piping		X	Dewatering
	X	Backflow Preventer	X		Fire Stopping
	X	Backflow Certification	X		Pipe Insulation (hot)
	X	Site Water to Meter	X		Pipe Insulation (cold)
	X	Site Sewer to Tap	X		Roof Drain Insulation
	X	Water Meter	X		Connect to Exist.Service
	X	Sewer Tap		X	Domestic Booster Pump
	X	P & P Bond Cost	X		BIM Model Drawings

The lump sum below is based on the following: Schedule 40 PVC DWV piping below and PVC/Cast Iron No Hub above grade, Copper L domestic water piping above grade.

We propose to hereby furnish material and labor complete in accordance with the above specifications for the total lump sum price of:

$335,000.00
(Sales Tax Included)

This proposal is valid for sixty days from the date of issuance.

This proposal is based on ***Touchton Plumbing Contractors, Inc.*** receiving a contract agreement with terms and conditions agreeable to ***Touchton Plumbing Contractors Inc.*** and does not include additional cost for project specific insurance such as waiver of subrogation or CCIP program. We appreciate the opportunity to present this bid and look forward to being of service. Should you have any questions concerning this proposal, please do not hesitate to call.

TOUCHTON PLUMBING CONTRACTORS, INC.
Parker Touchton

DocuSign Envelope ID: DB17A176-C8B1-4B95-8630-10A5A54C580E

Scope:	23 00 HVAC
Job No:	4400661
Project:	COJ Riverfront Plaza Upland Work - Phase I
Estimator:	ML
Bid Date:	2/29/24 2:00 PM
Scope Notes:	

Company:	Comfort Temp Company, Inc.
Contact:	Logan Howe
Phone:	(352) 231-3417
Email:	logan@comforttemp.com
Lead Times:	VFD - 19 WEEKS, WSHP - 10 WEEKS
Quote Good for #days?:	30
Notes:	BOND RATE = 1.5%

HASKELL

Bid Total :	Haskell Estimate	A	CARRY
	$526,025	$574,135	$574,135

Spec	Description	Haskell Quantity	UM	Haskell Estimate U.P.	Haskell Estimate Total Price	A	A U.P.	A Total Price		CARRY U.P.	CARRY Total Price
	BASE BID				-			511,910	A		511,910
					-			-	A		-
	DRAWINGS DATED 1/31/24				-	Y		Incl.	A		Incl.
	ADDENDUM 1 DATED 2/22/24				-	Y		Incl.	A		Incl.
	ADDENDUM 2 DATED 2/28/24				-	Y		Incl.	A		Incl.
					-			-	A		-
231000.0100	GHP-C1 GEOTHERMAL HEAT PUMP 5 TONS COOLING 1,750 CFM	1,750	CFM	14.00	24,500.00	Y		Incl.	A		Incl.
231000.0110	GHP-C2 GEOTHERMAL HEAT PUMP 5 TONS COOLING 1,750 CFM	1,750	CFM	14.00	24,500.00	Y		Incl.	A		Incl.
231000.0120	GHP-C3 GEOTHERMAL HEAT PUMP 3 TONS COOLING 1,050 CFM	1,050	CFM	14.00	14,700.00	Y		Incl.	A		Incl.
231000.0130	GHP-C4 GEOTHERMAL HEAT PUMP 2 TONS COOLING 475 CFM	352	CFM	14.00	4,928.00	Y		Incl.	A		Incl.
231000.0140	EF-C1 EXHAUST FAN 225 CFM	225	CFM	3.00	675.00	Y		Incl.	A		Incl.
231000.0150	EF-C2 EXHAUST FAN 225 CFM	225	CFM	3.00	675.00	Y		Incl.	A		Incl.
231000.0160	EF-C3 EXHAUST FAN 75 CFM	75	CFM	3.00	225.00	Y		Incl.	A		Incl.
231000.0170	EF-C4 EXHAUST FAN 150 CFM	150	CFM	3.00	450.00	Y		Incl.	A		Incl.
231000.0180	EF-C5 EXHAUST FAN 150 CFM	150	CFM	3.00	450.00	Y		Incl.	A		Incl.
231000.0190	EF-C6 EXHAUST FAN 250 CFM	250	CFM	20.00	5,000.00	Y		Incl.	A		Incl.
231000.0200	EF-C7 EXHAUST FAN 500 CFM	500	CFM	5.00	2,500.00	Y		Incl.	A		Incl.
231000.0210	UH-C1 WALL HEATER 5 KW	1	EA	2,000.00	2,000.00	Y		Incl.	A		Incl.
231000.0220	UH-C2 WALL HEATER 5 KW	1	EA	2,000.00	2,000.00	Y		Incl.	A		Incl.
231000.0230	UH-C3 WALL HEATER 5 KW	1	EA	2,000.00	2,000.00	Y		Incl.	A		Incl.
231000.0240	UH-C4 UNIT HEATER 5 KW	1	EA	2,500.00	2,500.00	Y		Incl.	A		Incl.
231000.0250	P-1 GEOTHERMAL LOOP PUMP 60 GPM	1	EA	8,500.00	8,500.00	Y		Incl.	A		Incl.
231000.0260	P-1 GEOTHERMAL LOOP PUMP VFD	3	HP	250.00	750.00	Y		Incl.	A		Incl.
231000.0270	AS-1 AIR SEPERATOR	1	EA	2,000.00	2,000.00	Y		Incl.	A		Incl.
231000.0280	ET-1 EXPANSION TANK	1	EA	1,000.00	1,000.00	Y		Incl.	A		Incl.
232113.0100	6" GEOTHERMAL PRODUCTION WELL	1	EA	75,000.00	75,000.00	Y		Incl.	A		Incl.
232113.0110	6" GEOTHERMAL INJECTION WELL	1	EA	75,000.00	75,000.00	Y		Incl.	A		Incl.
232113.0120	CONDENSER UNDERGROUND WATER PIPE AND FITTINGS	140	LF	200.00	28,000.00	Y		Incl.	A		Incl.
232113.0130	CONDENSER UNDERGROUND EXCAVATION	140	LF	4.00	560.00	Y		Incl.	A		Incl.
232113.0140	CONDENSER ABOVEGROUND WATER PIPE AND FITTINGS	450	LF	250.00	112,500.00	Y		Incl.	A		Incl.
232200.0110	CONDENSATE DRAIN PIPE AND FITTINGS	80	LF	50.00	4,000.00	Y		Incl.	A		Incl.
233000.0100	DUCTWORK AND AIR DISTRIBUTION	1,225	LBS	18.00	22,050.00	Y		Incl.	A		Incl.
233000.0110	FIBERGLASS/ACID RESISTANT DUCTWORK	150	LF	350.00	52,500.00	Y		Incl.	A		Incl.
233000.0120	LOUVER L-C1 18"X18"	2.25	SF	150.00	337.50	Y		Incl.	A		Incl.

EXHIBIT E

DocuSign Envelope ID: DB17A176-C8B1-4B95-8630-10A5A54C580E

Scope:	23 00 HVAC	Company:	Comfort Temp Company, Inc.
Job No:	4400661	Contact:	Logan Howe
Project:	COJ Riverfront Plaza Upland Work - Phase I	Phone:	(352) 231-3417
Estimator:	ML	Email:	logan@comfarttemp.com
Bid Date:	2/29/24 2:00 PM	Lead Times:	VFD - 19 WEEKS, WSHP - 10 WEEKS
		Quote Good for #days?:	30
Scope Notes:		Notes:	BOND RATE = 1.5%
		Bid Total :	$574,135
		$526,025	$574,135

Spec	Description	Haskell Quantity	UM	Haskell Estimate U.P.	Haskell Estimate Total Price	A	A U.P.	A Total Price	CARRY	CARRY U.P.	CARRY Total Price
233000.0130	LOUVER L-C2 18"X14"	3.50	SF	150.00	525.00	Y		Incl.	A		Incl.
233000.0140	LOUVER L-C3 24"X20"	3.33	SF	150.00	499.50	Y		Incl.	A		Incl.
237900.0000	THERMOSTAT CONTROLS	1	LS	37,500.00	37,500.00	Y		Incl.	A		Incl.
237900.0100	TEST AND BALANCE	1	LS	4,000.00	4,000.00	Y		Incl	A		Incl.
239900.0100	STARTUP AND COMMISSIONING ASSISSTANCE	1	LS	3,000.00	3,000.00	Y		Incl	A		Incl.
239900.0110	TEMPORARY CONSTRUCTION FILTERS	1	LS	1,000.00	1,000.00	Y		Incl.	A		Incl.
239900.0120	3D BIM COORDINATION AND DRAFTING	1	LS	2,000.00	2,000.00	Y		Incl.	A		Incl.
239900.0130	FIRE CAULKING	1	LS	1,500.00	1,500.00	HSK		1,500	A		1,500
239900.0140	JOB CLEANUP	1	LS	1,500.00	1,500.00	Y		Incl.	A		Incl.
239900.0150	PERMITS	1	LS	5,200.00	5,200.00	HSK		5,200	A		5,200
	FIRE RATED DAMPERS AT ELEC ROOM WALLS				Incl.	Y		Incl.	A		Incl.
					-			-	A		-
	TEST WELL ALLOWANCE				-	Y		40,000	A		40,000
					-			-	A		-
	ADD TO WELL DRILLING CONTRACTOR TO PROVIDE ABOVE GROUND TANKS AND VACUUM TANK TO REMOVE CUTTINGS AND FLUIDS FROM SITE PRODUCED BY WELL DRILLINGS				-			7,040	A		7,040
					-			-	A		-
	Wage Type										
	Small/Minority Business Type										
	Addenda ___ Through ___										
	SUBTOTAL				526,025	Y		565,650	Y		565,650
	Sales Tax	7.50%				N		Included Above	N		Included Above
	Sub/Vendor Bond	1.20%				Y	1.50%	8,485	Y	1.50%	8,485
	TOTAL				$ 526,025			$ 574,135			$ 574,135
	ADD FOR WELL DRILLING CONTRACTOR TO PROVIDE HEAVY EQUIPMENT MATS							$ 3,450			$ 7,040
	ADD TO USE TYPE K UNINSULATED COPPER IN LIEU OF HDPE PIPING FOR BELOW GRADE CONDENSING WATER							$ 9,580			$ 3,450

EXHIBIT E

EXHIBIT E

PROJECT PROPOSAL

CT Mechanical

To: The Haskell Company	Date: 3/13/2024	OFFICE: 877-308-0081 | FAX: 352-376-0523 4301 NW 6th Street, Gainesville, FL 32609	
ATTN: Brent McMaster	Proposal #: L00500		
PROJECT: COJ Jacksonville Riverfront Plaza	PLAN DATE: 1/30/2024	REF: 214 N. Hogan Street Suite 800	ADDENDA: NA

PREPARED BY

NAME: Logan Howe	PHONE: 877-308-0081	EMAIL: logan@comforttemp.com

CT Mechanical is pleased to offer this lump sum proposal for the heating, ventilation and air conditioning work as delineated in bid documents. Below is the scope of work as we interpret it. If there are any deviations noticed in this they must be brought to the attention of CT Mechanical prior to signing proposal.

SPECIFICALLY INCLUDED:

- (4) Climatemaster WSHPs with two stage compressor, ECM fan, thermostat, acoustic fiber insulation cabinet liner, cupronickel water coil, SS drain pan, and hose kit with actuator based control valve, autoflow valve and y-strainer.
- (4) Greenheck hurricane rated louvers with birdscreen, gravity backdraft damper, and color finish as selected by architect.
- (2) Greenheck motorized control dampers with two position actuators.
- (3) Greenheck model SP ceiling exhaust fans with accessories.
- (2) Greenheck model CSP inline exhaust fans with accessories.
- (1) Greenheck model BCSW-FRP centrifugal belt drive utility set fan constructed of FRP/Acid resistant material with NEMA-1 disconnect, weather hood, drain connection, access door and spring isolators.
- (1) Model USF centrifugal belt drive utility sets with accessories. **(Not FRP/acid resistant per equipment schedule, tag EF-C7)**
- (3) Electric wall heaters.
- (1) Electric unit heater with summer fan switch, disconnect, and mounting brackets.
- Air distribution per mechanical drawings.
- Galvanized sheetmetal ductwork with wrap insulation for supply and return duct above grade.
- Uninsulated galvanized ductwork for exhaust duct.
- Galvanized snaplock pipe for round exhaust duct.
- FRP ductwork by Monoxivent 824 for underground ductwork connected to EF-C6 and EF-C7.
- Uninsulated HDPE pipe for below grade condensing water piping.
- Type L copper pipe with fiberglass insulation, and PVC jacketing where exposed, for above grade condensing water.
- SCH40 PVC with elastomeric insulation for condensate piping, routed to nearest floor drain.
- (1) Taco base mounted end suction pump with accessories.
- (1) 3HP Danfoss VFD with NEMA 1 enclosure, including 100kA SCCR, bypass, and startup. **(no spec included for VFD)**
- (1) Taco 2" in-line air seperator with auto air vent and blowdown valve.
- (1) Amtrol AX-15V-DD expansion tank, partial acceptance, 8.6 gallon tank volume with auto air vent.
- Hydronic specialties as required per piping details.
- (2) 5" x 2.5" wells by Partridge Well Drilling.
- (1) Set of replacement filter upon substantial completion.
- Equipment labeling.
- Submittals and as-built drawings.
- Hoisting and rigging for our work.
- Equipment rentals for our work.
- Startup of new equipment.
- Independent test & balance work.
- One year warranty for our work.

• Controls Qualifications:

- Exhaust fans to be interlockwed with wall switch or light switch. Interlock wiring provided by electrical contractor. Wall switch/light switch provided and installed by electrical contractor.
- Geothermal heat pumps to be controlled via standalone thermostats. Units equipped with actuator based control valve, to be interlocked with the unit. Valves will be normally closed, to open with unit calls for cooling.
- Pump to come equipped with VFD, to be used to achieve 60GPM per equipment schedule. No modulation will occur based on pressure sensor data.
- No makeup water meter will be provided or monitored, nor will makeup water tie-in to be provided for open loop system.
- No "FMCS" system mentioned in detail 3 on sheet M2.2 will be provided.
- Start/stop control function of pump will be controlled by pressure sensor at expansion tank. Pump cyles on at low pressure, stops once high pressure set point is reached.
- No LWS/LWR temperature sensors will be provided, installed, or monitored.
- No primary loop water differential bypass or pressure sensor will provided, installed, or monitored.
- No "loop" water flow meter will be provided, installed, or monitored.
- No front end server, DDC controllers, trending, or alarm annunciation will be provided.

EXHIBIT E

SPECIFICALLY EXCLUDED:

- Dumpsters, containers, or removal of trash from job.
- Electrical work.
- Roofing work.
- Plumbing work.
- Fire protection or fire sprinkler work.
- Fire alarm wiring.
- **Building Automation.**
- Structural steel.
- Plan review fees.
- Painting.
- Custom colored grilles.
- **Engineering or professional fees.**
- Premium time or overtime labor - work is assumed to be performed in a 5 day, 40 hr work week.
- Davis bacon wage rates.
- Warranty for items purchased by others.
- Fire or smoke dampers not shown on drawings.
- Fire stopping.
- Duct cleaning.
- Poured concrete pads.
- Bond costs.
- Permit costs.
- Duct smoke detectors.
- Any demo work.
- Asbestos work.
- Any quick build or quick shipping of materials.
- Temporary heating or cooling.
- Composite cleanup crews.
- Commissioning.
- Any architectural louvers not shown on mechanical plans.
- Door undercutting.
- Provision or installation of door transfer grilles.
- Storage of any materials or equipment beyond 4 weeks - additional storage fees may apply in the event of a schedule delay.
- Acting as lead BIM coordinator.
- Acoustical caulking.
- Temporary heating/cooling or other required services resulting from material/equipment delays outside the control of CT Mechanical.
- If BIM/Coordination drawings are included in scope - proposal is based on receiving all design Revit models from design team. If design team is unwilling to provide Revit files or project design was generated from an AutoCad or other 2D program, proposal price will increase.
- **Make-up water tie-in assembly shown on detail 1 on sheet M2.2. Not required for open loop system.**
- **Controls for exhaust fans.**
- **FMCS system referenced in detail 3 on sheet M2.2.**
- **Buried isolation valves shown on detail 2 on sheet M2.2.**
- **Communication link between VFD and FMCS.**
- Speed control points for VFD.
- Geothermal loop water system makeup water meter.
- Loop water flow meter.
- LWS/LWR temp sensors. Thermometer with wells will be provided as part of the piping hydronics. No electronic monitoring.
- Water loop bypass or water differential pressure sensor. Not required for open loop.
- Chemical treatment of condensing water system or chemical shot feeder. Not required for an open loop.
- Any glycol or antifreeze for hydronic piping system.

OUR LUMP SUM FOR THIS PROJECT IS: Add 1.5% for payment and performance bond premiums	$511,910.00
ALTERNATES OR OPTIONS TO BASE PRICE:	
Add alternate for well drilling contractor to provide above ground tanks & vacuum tank to remove cuttings & fluid from site produced by well drilling.	$7,040.00
Add alternate for well drilling contractor to provide heavy equipment mats to minimize damage to yard while moving equipment on and off of well site.	$3,450.00
Add alternate to use Type K uninsulated copper in lieu of uninsulated HDPE piping for below grade condensing water.	$9,580.00
	$
	$
	$

Quote amount herein valid for 30 days

By Signing below you state that you have read and agree to the terms and conditions.

NAME	SIGNATURE	DATE

EXHIBIT E

TERMS AND CONDITIONS

1. The Scope of Work defines and limits our services for this project. If you have any questions please let us know. Comfort Temp Company wants to have a clear understanding Scope of Work and related terms before any work commences. Any change orders or supplemental work must be in writing and signed by Client and Comfort Temp Company.

2. Upon delivery and installation of materials and supplies, ordered by Comfort Temp Company, to the project location, the risk of loss or damage passes immediately to the Client and Comfort Temp Company assumes no responsibility. The Client represents that there is sufficient insurance coverage to cover such risk of loss and that Comfort Temp Company will be the loss payee for any claim of loss until title passes to the Client. Title to any such materials will pass to the Client only after the final payment for all invoices has been made to Comfort Temp Company. This paragraph does not apply to any Client supplied materials, which shall remain as Client's risk of loss or damage.

3. Any additional work performed or upgrade of materials, including any special orders or other purchases made beyond the original scope of work of this project will be invoiced upon authorization by the Client and shall be in writing signed by the Client and Comfort Temp Company.

4. Comfort Temp Company will give the Client a reasonable opportunity to review and inspect the work and materials provided to the Client. By accepting any goods delivered and installed to the Client, Client acknowledges that such work is in accordance with the Scope of Work and otherwise conforming as defined under Fla. Stat. 672.001. In the event the Client rejects any work, such rejection must be in writing and delivered to Comfort Temp Company within three (3) days of completion of the work or any phase of work, specifying the reason for rejection; otherwise the rejection is invalid. Comfort Temp Company wants the Client to be completely satisfied and will work to see that all work and materials meet the Client's approval.

5. The Client releases and holds harmless Comfort Temp Company from any and all claims for any damages to persons or property directly or indirectly caused by or related to (1) any delays in delivery or shipment of any materials, (2) any damage to materials in delivery or shipment, and (3) any defect in the design or manufacture of any materials or work, including any latent defects or hazards.

6. Unless otherwise noted, the Client has not advised Comfort Temp Company of any known, hidden, or latent hazards, dangers or defects existing on or at the project location. Any known, hidden, or latent hazards, dangers or defects existing on or at the project location must be disclosed to Comfort Temp Company in writing before work begins.

7. Any warranties related to any materials are by the original seller or manufacturer and any such warranties are transferred to the Client along with the title to the materials. Comfort Temp Company makes no express or implied warranties as to any of the work of materials and specifically excludes any such warranty as to the merchantability or fitness of any work or materials. There are no warranties that extend beyond the face hereof.

8. Your acceptance of the Project Quote and Scope of Work creates a binding contract ("Agreement") with Comfort Temp Company. This Agreement contains the entire understanding of the Client and Comfort Temp Company as to the scope of work for this project, and is made without reliance upon any oral or written promise, warranty or representation not specifically stated within this Agreement. This Agreement can only by changed or modified in writing and signed by both parties.

9. This Agreement shall be interpreted under the laws of Florida. Comfort Temp Company and Client agree that any dispute arising out of this Agreement shall be brought in the exclusive venue of Alachua County, Florida, before the court of appropriate jurisdiction. If any part of this Agreement is determined to be invalid, it shall not validate the entirety of the Agreement, but shall be severable.

10. All invoices are due Net forty five (45) and incorporate these Terms and Conditions. Any invoice remaining unpaid after this will accrue interest at the rate of 18% per anum, or the maximum allowable interest rate under law, whichever is greater. In the event collection efforts are required to secure payment of any invoice, Comfort Temp Company is entitled to recover all such collection costs, including court costs and a reasonable attorney's fee and paralegal fee through trial and any appeals. Client acknowledges that, in addition to any other remedies at law or in equity, Comfort Temp Company may recover any unpaid materials or work from Client by an action for replevin and that Comfort Temp Company is entitled to record and enforce its rights a lien or pursuant to Fla. Stat. 761.001.

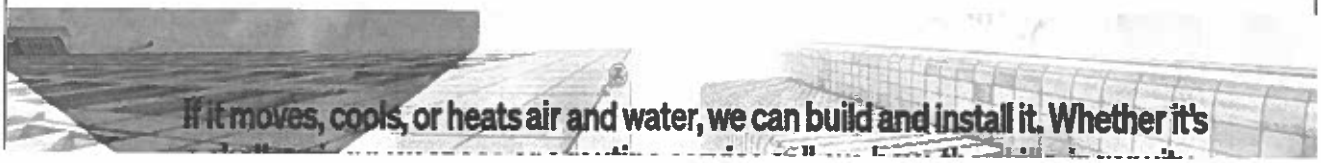

a challenging new space or a routine service call, we have the skills, ingenuity,
and experience to make your building comfortable and efficient.

DocuSign Envelope ID: DB17A176-C8B1-4B95-8630-10A5A54C580E

Scope:	26 00 ELECTRICAL_UPLAND	Company:	American Electrical Contracting Inc
Job No:	4400661	Contact:	Keith Christensen
Project:	COJ Riverfront Plaza Upland Work - Phase I	Phone:	(904) 449-4010
Estimator:	BMM	Email:	kchristensen@american-electrical.com
Bid Date:	2/29/24 2:00 PM	Lead Times:	see below
		Quote Good for #days?:	90 days
Scope Notes:		Notes:	Light Fixtures: 10-14 wks Site Light Poles: 22-26 wks Switchgear/Distribution Panelboards: 30-36 wks Panelboards: 26-30 wks Misc Equip: 6-10 wks. American Bond Rate - 1.5%
		Bid Total :	$1,607,144
			$1,563,237
			$1,563,237

HASKELL

Spec	Description	Haskell Quantity	UM	Haskell Estimate U.P.	Haskell Estimate Total Price	A	A U.P.	A Total Price		CARRY U.P.	CARRY Total Price
	BASE BID										
								-	A		-
	UPLAND AREA							-	A		-
								-	A		
	ELECTRICAL, INSIDE PLANT - INCLUDING TELECOM, FIRE ALARM, AND CCTV. INCLUDES THE FOLLOWING:	1	LS	754,855.12	754,855			1,464,610	A		1,464,610
	Electrical Service/ Distribution Systems - Inside Plant (ISP): Provide and Install conduit, cable, fittings, boxes, etc. for building lighting, branch circuit wiring, electrical service/ distribution system required for a complete 480V, 3 phase, 4-wire electrical system for larger HVAC equipment, 277V single phase for interior lighting, exterior lighting, lighting controls, and 120/208V for typical receptacles, switches, equipment and smaller loads, dedicated branch feeds to telecommunications					Y		Incl.	A		Incl.
	Grounding, Bonding: Provide the infrastructure for a complete interior grounding system to electrical and low voltage systems. (Per Spec Section 26 05 26)					Y		Incl.	A		Incl.
	Telecommunications - Inside Plant: Provide the infrastructure for a complete telecommunication system including conduit, cable, fittings, pull boxes, pull string, fire retardant plywood backboard, Belden BHH192UR Horizontal Cable Manager w/cover, Belden Model No. AX103255 Cat 6 Patch Panel-48 port-2U rack height complete with (48) RJ45 connector jacks, Chadsworth Model No. 12419-748 Wall Mounted Cabinet, 19"W x 48"H, 26U rack mounting unit, Corning fiber patch panel/termination kit-rack mounted, etc. for a complete system. (See Dwg. E04-02).					Y		Incl.	A		Incl.

EXHIBIT E

DocuSign Envelope ID: DB17A176-C8B1-4B95-8630-10A5A54C580E

Scope:	26 00 ELECTRICAL_UPLAND	Company:	American Electrical Contracting Inc	HASKELL	
Job No:	4400661	Contact:	Keith Christensen		
Project:	COJ Riverfront Plaza Upland Work - Phase I	Phone:	(904) 449-4010		
Estimator:	BMM	Email:	kchristensen@american-electrical.com		
Bid Date:	2/29/24 2:00 PM	Lead Times:	see below		
		Quote Good for #days?:	90 days		
Scope Notes:		Notes:	Light Fixtures: 10-14 wks Site Light Poles: 22-26 wks Switchgear/Distribution Panelboards: 30-36 wks Panelboards: 26-30 wks Misc Equip: 6-10 wks. American Bond Rate - 1.5%		
		Bid Total :	$1,563,237	$1,563,237	
		$1,607,144			

Spec	Description	Haskell Quantity	UM	Haskell Estimate U.P.	Haskell Estimate Total Price	A	A U.P.	A Total Price	CARRY	CARRY U.P.	CARRY Total Price
	Fire Protection System System: Provide the infrastructure for a complete fire protection system, including all conduit, cable, fittings, boxes, system control panel, remote annunciator panel, notification devices, smoke detectors, hardware, testing, etc. for a complete system. (See Dwg E04-01)					Y		Incl.	A		Incl.
	Security System - CCTV: Provide the for a complete security system, including conduit, cable, fittings, pull boxes, pull string, Axis S1232 Camera Station Rack Recording Server w/ mounting brackets or approved equal, testing, etc. for a complete system (See E04-02)					Y		Incl.	A		Incl.
	Firestopping: Provide fire stopping at any conduit or raceway penetration through rated wall assemblies as required by the NFPA 70.					Y		Incl.	A		Incl.
	Testing-Electrical System: Conduct tests and inspections of electrical system to ensure that all system devices and circuits are functioning properly.					Y		Incl.	A		Incl.
	Testing-Telecommunications System: Conduct tests and inspections of telecommunications system to ensure that all system devices and circuits are functioning properly.					Y		Incl.	A		Incl.
	Testing-Fire Alarm System: Conduct tests and inspections of fire alarm system to ensure that all system devices and circuits are functioning properly.					Y		Incl.	A		Incl.
	Training-Electrical System: Provide training to Owners Staff on the operation of electrical equipment furnished under this contract, including video tapping training session.					Y		Incl.	A		Incl.

EXHIBIT E

DocuSign Envelope ID: DB17A176-C8B1-4B95-8630-10A5A54C580E

Scope:	26 00 ELECTRICAL_UPLAND	Company:	American Electrical Contracting Inc
Job No:	4400661	Contact:	Keith Christensen
Project:	COJ Riverfront Plaza Upland Work - Phase I	Phone:	(904) 449-4010
Estimator:	BMM	Email:	kchristensen@american-electrical.com
Bid Date:	2/29/24 2:00 PM	Lead Times:	see below
		Quote Good for #days?:	90 days
Scope Notes:		Notes:	Light Fixtures: 10-14 wks Site Light Poles: 22-26 wks Switchgear/Distribution Panelboards: 30-36 wks Panelboards: 26-30 wks Misc Equip: 6-10 wks. American Bond Rate - 1.5%
		Bid Total :	$1,563,237

HASKELL

Spec	Description	Haskell Quantity	UM	Haskell Estimate U.P.	Haskell Estimate Total Price	A	A U.P.	A Total Price	CARRY	CARRY U.P.	CARRY Total Price
				$1,607,144		$1,563,237			$1,563,237		
	Training-Fire Alarm System: The manufacturer's authorized representative shall provide instruction and training to the Owners that includes One 1-hour session to Owners Staff (video tapped). Also furnish the services of a competent instructor for instructing personnel in the programming requirements necessary for system expansion. (Sect 28 31 00 3.5)					Y		Incl.	A		Incl.
	Provide Building Information Modelling (BIM)					HSK-A		20,000	A		20,000
	ELECTRICAL, OUTSIDE PLANT, INCLUDING SITE LIGHTING, TELECOM & CCTV, INCLUDES THE FOLLOWING:	1	LS	852,289.00	852,289	Y		Incl.	A		Incl.
	Demolition: Make safe existing branch circuit feeding site lighting located along Independent Drive. Remove existing lights/light poles from their current location and transport them to a laydown area located at 928 N Liberty Street. (Refer to Civil drawings in Amendments 1&2)					Y		Incl.	A		Incl.
	Secondary Power: Provide infrastructure for secondary power feed from JEA Transformer to CAFE Electrical Room main distribution panel, including conduit, fittings, boxes, cable, terminations, tracer wire, foil-backed detectable warning tape, pull tape, concrete electrical					Y		Incl.	A		Incl.
	Site Lighting: Provide infrastructure for CAFE and Playground Area Site Lighting, including conduit, cabling, fittings, pull boxes, terminations, grounding rod at each pole, 14' & 30' tall light poles, LED exterior light fixtures mounted to light poles, etc.					Y		Incl.	A		Incl.
	DMX Lighting Control: Provide infrastructure for DMX system between designated light poles/light assemblies and Café, including DMX cabling, connectors, Choreo Model 7TS 512 lighting controllers with 4RU Rack Panel Adaptor, hardware, etc.					Y		Incl.	A		Incl.

EXHIBIT E

DocuSign Envelope ID: DB17A176-C8B1-4B95-8630-10A5A54C580E

Scope:	26 00 ELECTRICAL_UPLAND	Company:	American Electrical Contracting Inc
Job No:	4400661	Contact:	Keith Christensen
Project:	COJ Riverfront Plaza Upland Work - Phase I	Phone:	(904) 449-4010
Estimator:	BMM	Email:	kchristensen@american-electrical.com
Bid Date:	2/29/24 2:00 PM	Lead Times:	see below
		Quote Good for #days?:	90 days
Scope Notes:		Notes:	Light Fixtures: 10-14 wks Site Light Poles: 22-26 wks Switchgear/Distribution Panelboards: 30-36 wks Panelboards: 26-30 wks Misc Equip: 6-10 wks. American Bond Rate - 1.5%
		Bid Total :	$1,563,237
		$1,607,144	

HASKELL

Spec	Description	Haskell Quantity	UM	Haskell Estimate U.P.	Haskell Estimate Total Price	A	A U.P.	A Total Price	CARRY	CARRY U.P.	CARRY Total Price
	Future Park Sign at intersection of Hogan and Independent Drive: Provide infrastructure for future site park sign, including empty conduit, fittings, boxes, tracer wire, foil-backed detectable warning tape, pull tape, etc.					Y		Incl.	A		Incl.
	Branch Feeds to CCTV Camera Media Converter Boxes: Provide infrastructure from CAFE electrical room to CCTV Media Converter Boxes located on poles P2-9, P2-11, P3-8, & P5-5, including conduit, fittings, boxes, cable, terminations, tracer wire, foil-backed detectable warning tape, pull tape, etc.					Y		Incl.	A		Incl.
	Branch Feed to/and including Panel L3D: Provide infrastructure for branch feeders between CAFÉ and Panel L3D, including conduit, fittings cabling, terminations, NEMA 3R branch panel, circuit breakers, surge suppressor, support rack including stainless steel unit strut, concrete foundations, etc.					Y		Incl.	A		Incl.
	Telecommunications - Outside Plant: Provide telecommunications infrastructure from existing telecommunications manhole located near Independence Drive to CAFÉ entrance facility, including conduit, 3-cell innerducts, fittings, pull string, 25 pair copper cable, connector blocks, protectors, patch panels, concrete manhole, etc.					Y		Incl.	A		Incl.
	Telecommunications - Outside Plant: Provide telecommunications infrastructure from Cafe to new manhole located at SW corner of project limits (Performing Arts Center tie-in), including empty conduit, 3-cell innerducts, fittings, pull string, handholes, etc.					Y		Incl.	A		Incl.

EXHIBIT E

DocuSign Envelope ID: DB17A176-C8B1-4B95-8630-10A5A54C580E

Scope:	26 00 ELECTRICAL_UPLAND	Company:	American Electrical Contracting Inc
Job No:	4400661	Contact:	Keith Christensen
Project:	COJ Riverfront Plaza Upland Work - Phase I	Phone:	(904) 449-4010
Estimator:	BMM	Email:	kchristensen@american-electrical.com
Bid Date:	2/29/24 2:00 PM	Lead Times:	see below
		Quote Good for #days?:	90 days
Scope Notes:		Notes:	Light Fixtures: 10-14 wks Site Light Poles: 22-26 wks Switchgear/Distribution Panelboards: 30-36 wks Panelboards: 26-30 wks Misc Equip: 6-10 wks. American Bond Rate - 1.5%
		Bid Total :	$1,607,144

HASKELL

Spec	Description	Haskell Quantity	UM	Haskell Estimate U.P.	Haskell Estimate Total Price	A	A U.P.	A Total Price		CARRY U.P.	CARRY Total Price
						$1,563,237				$1,563,237	
	Telecommunications - Outside Plant: Provide infrastructure from new communications handhole located at SW corner of project limits (Performing Arts Center tie-in) to site lights (future speakers by others), including (1) 1" PVC conduit (empty), fittings, pullboxes, etc.					Y		Incl.	A		Incl.
	Site Security - CCTV System - Outside Plant: Provide CCTV infrastructure from Cafe to site CCTV camera locations, including conduit, fittings, boxes, pull string, fiber and copper cable, Axis Model No Q3819-PVE cameras or approved equal, 3-cell inner duct, media converters, concrete manholes, etc. for a complete system.					Y		Incl.	A		Incl.
	Temporary Power: Provide infrastructure for temporary power, as needed.					Y		Incl.	A		Incl.
	Provide infrastructure for site park sign, including cable, terminations, etc. for a complete system. (LED lights furnished with sign)					Y		2,800	A		2,800
	Upgraded site lighting poles to support audio system ALLOWANCE					HSK-A		28,000	A		28,000
	Provide infrastructure for future power feeder between CAFÉ and Irrigation System Solenoid Valves located near north to south water line at east end of project limits. Includes conduit, fittings, cable, terminations, etc for a complete system					Y		4,650	A		4,650
	Grounding and Bonding of Site Fencing and Metal Guardrails					Y		4,010	A		4,010
	Provide infrastructure for branch circuit to tamper switch located at fire main POC, including conduit, cable, fittings, terminations, etc. for a complete system.					Y		6,630	A		6,630
	Provide infrastructure for temporary power & lighting.				Incl.	Y		Incl.	A		Incl.
	Provide temporary power hook-up to construction trailers.					HSK-A		6,000	A		6,000

EXHIBIT E

DocuSign Envelope ID: DB17A176-C8B1-4B95-8630-10A5A54C580E

Scope:	26 00 ELECTRICAL_UPLAND	Company:	American Electrical Contracting Inc
Job No:	4400661	Contact:	Keith Christensen
Project:	COJ Riverfront Plaza Upland Work - Phase I	Phone:	(904) 449-4010
Estimator:	BMM	Email:	kchristensen@american-electrical.com
Bid Date:	2/29/24 2:00 PM	Lead Times:	see below
		Quote Good for #days?:	90 days
Scope Notes:		Notes:	Light Fixtures: 10-14 wks Site Light Poles: 22-26 wks Switchgear/Distribution Panelboards: 30-36 wks Panelboards: 26-30 wks Misc Equip: 6-10 wks. American Bond Rate - 1.5%
		Bid Total :	$1,563,237
		$1,607,144	

HASKELL

Spec	Description	Haskell Quantity	UM	Haskell Estimate U.P.	Haskell Estimate Total Price	A	A U.P.	A Total Price	CARRY	CARRY U.P.	CARRY Total Price
	Provide Temporary 20 KW Generator (1 month) to support concrete polishing contractor. Including hardwiring contractor equipment power lead to generator.					Y		8,000	A		8,000
								-	A		-
	Wage Type										
	Small/Minority Business Type										
	Addenda ___ Through ___										
	SUBTOTAL				1,607,144	Y		1,544,700	Y		1,544,700
	Sales Tax	7.50%				N		Included Above	N		Included Above
	Sub/Vendor Bond	1.20%				Y		18,536	Y		18,536
	TOTAL				$ 1,607,144			$ 1,563,237			$ 1,563,237
	Alternate "1"										
	Alternate "2"										
	Alternate "3"										
	Alternate "4"										

EXHIBIT E

DocuSign Envelope ID: DB17A176-C8B1-4B95-8630-10A5A54C580E

Scope:	26 00 ELECTRICAL_RIVERWALK	Company:	American Electrical Contracting Inc
Job No:	4400661	Contact:	Keith Christensen
Project:	COJ Riverfront Plaza Upland Work - Phase I	Phone:	(904) 449-4010
Estimator:	BMM	Email:	kchristensen@american-electrical.com
Bid Date:	2/29/24 2:00 PM	Lead Times:	see below
		Quote Good for #days?:	90 days
Scope Notes:		Notes:	Light Fixtures: 10-14 wks Site Light Poles: 22-26 wks Switchgear/Distribution Panelboards: 30-36 wks Panelboards: 26-30 wks Misc Equip: 6-10 wks. American Bond Rate - 1.5%
		Bid Total :	$428,506 / $454,175 / $454,175

HASKELL

Spec	Description	Haskell Quantity	UM	Haskell Estimate U.P.	Haskell Estimate Total Price	A	A U.P.	A Total Price	CARRY	CARRY U.P.	CARRY Total Price
	BASE BID										
					-			-	A		-
	RIVERFRONT AREA				-			-	A		-
					-				A		-
	ELECTRICAL, OUTSIDE PLANT, INCLUDING SITE LIGHTING, TELECOM AND CCTV. INCLUDES THE FOLLOWING	1	LS	428,506.00	428,506			384,950	A		384,950
	Site Lighting: Provide infrastructure for Playground Area Site Lighting, including conduit, cabling, fittings, pull boxes, terminations, grounding rod at each pole, 14' & 30' tall light poles, LED exterior light fixtures mounted to light poles, etc.				-	Y		Incl.	A		Incl.
	DMX Lighting Control: Provide infrastructure for DMX system between designated light poles/light assemblies and Café, including DMX cabling, connectors, hardware, etc.				-	Y		Incl.	A		Incl.
	Future Park Sign at Riverfront Entrance: Provide infrastructure for future site park sign, including empty conduit, fittings, boxes, tracer wire, foil-backed detectable warning tape, pull tape, etc.				-	Y		Incl.	A		Incl.
	Branch Power Feed from Riverfront/Bulkhead Site Lights to Café Building: Provide infrastructure from Site Light P1-9 to CAFE electrical room, including 2" empty conduit, fittings, boxes,, tracer wire, foil-backed detectable warning tape, pull tape, etc.				-	Y		Incl.	A		Incl.
	Branch Feeds to CCTV Camera Media Converter Boxes: Provide infrastructure from CAFE electrical room to CCTV Media Converter Boxes located on poles P2-9, P2-11, P3-8, & P5-5, including conduit, fittings, boxes, cable, terminations, tracer wire, foil-backed detectable warning tape, pull tape, etc.				-	Y		Incl.	A		Incl.

EXHIBIT E

DocuSign Envelope ID: DB17A176-C8B1-4B95-8630-10A5A54C580E

Scope:	26 00 ELECTRICAL_RIVERWALK	Company:	American Electrical Contracting Inc
Job No:	4400661	Contact:	Keith Christensen
Project:	COJ Riverfront Plaza Upland Work - Phase I	Phone:	(904) 449-4010
Estimator:	BMM	Email:	kchristensen@american-electrical.com
Bid Date:	2/29/24 2:00 PM	Lead Times:	see below
		Quote Good for #days?:	90 days
Scope Notes:		Notes:	Light Fixtures: 10-14 wks Site Light Poles: 22-26 wks Switchgear/Distribution Panelboards: 30-36 wks Panelboards: 26-30 wks Misc Equip: 6-10 wks. American Bond Rate - 1.5%

HASKELL

				Bid Total :		$454,175			$454,175		
				$428,506							
				Haskell Estimate		A			CARRY		
Spec	Description	Haskell Quantity	UM	U.P.	Total Price		U.P.	Total Price		U.P.	Total Price
	Telecommunications - Outside Plant: Provide infrastructure from new communications handhole located at SW corner of project limits (Performing Arts Center tie-in) to site lights (future speakers by others), including (1) 1" PVC conduit (empty), fittings, pullboxes, etc.				-	Y			A		-
	Site Security - CCTV System - Outside Plant: Provide CCTV infrastructure from Cafe to site CCTV camera locations, including conduit, fittings, boxes, pull string, fiber and copper cable, Axis Model No Q3819-PVE cameras or approved equal, 3-cell inner duct, media converters, concrete manholes, etc. for a complete system.				-	Y			A		-
	Provide infrastructure for site park sign, including cable, terminations, etc. for a complete system. (LED lights furnished with sign)				-	Y		2,450	A		2,450
	Upgraded site lighting poles to support audio system ALLOWANCE					HSK-A		36,000	A		36,000
	Provide power (Temporary) from branch panel located under Mainstreet bridge to bulkhead light (P1-9), includes removing temporary cabling and abandoning conduit in-pace at completion of project ALLOWANCE				-	Y		17,890	A		17,890
	Provide Building Information Modelling (BIM)				-	Y		7,500	A		7,500
					-			-	A		-
	Wage Type										
	Small/Minority Business Type										
	Addenda ___ Through ___										
	SUBTOTAL				428,506	Y		448,790	Y		448,790
	Sales Tax	7.50%				N		Included Above	N		Included Above
	Sub/Vendor Bond	1.20%				Y		5,385	Y		5,385
	TOTAL				$ 428,506			$ 454,175			$ 454,175
	Alternate "1"										

EXHIBIT E

DocuSign Envelope ID: DB17A176-C8B1-4B95-8630-10A5A54C580E

Scope:	26 00 ELECTRICAL_RIVERWALK	Company:	American Electrical Contracting Inc
Job No:	4400661	Contact:	Keith Christensen
Project:	COJ Riverfront Plaza Upland Work - Phase I	Phone:	(904) 449-4010
Estimator:	BMM	Email:	kchristensen@american-electrical.com
Bid Date:	2/29/24 2:00 PM	Lead Times:	see below
		Quote Good for #days?:	90 days
Scope Notes:		Notes:	Light Fixtures: 10-14 wks Site Light Poles: 22-26 wks Switchgear/Distribution Panelboards: 30-36 wks Panelboards: 26-30 wks Misc Equip: 6-10 wks. American Bond Rate - 1.5%
		Bid Total :	$454,175

HASKELL

Spec	Description	Haskell Quantity	UM	Haskell Estimate U.P.	Haskell Estimate Total Price	A U.P.	A Total Price	CARRY U.P.	CARRY Total Price
				$428,506				$454,175	
	Alternate "2"								
	Alternate "3"								
	Alternate "4"								

EXHIBIT E

Base Scope:

- Verify that all conduit, boxes, etc. located within the Café building, with exception of Mechanical and Electrical spaces, are fully embedded in concrete walls and ceiling's in accordance with 26 05 33-3.2.C.2 & 26 05 33-3.4.A VERIFIED

Fire Stopping:

- Verify fire stopping technicians are certified in accordance with FM Approval 4991 "Approval Standard for Firestop Contractors" or evaluated by UL and found to comply with it "Quality Firestop Contractor Program Requirements". (Architectural Sect. 07 84 13-1.5.A) VERIFIED
- Provide breakout pricing for all firestopping scope. $500

New Electrical Scope

Please provide separate breakout costs to the following:

Upland:

Project Signs:

Provide branch circuits to upland illuminated sign located on Northwest side of project boundary. Includes cable, terminations, etc. $2,800 Assuming 2-#8 1-#10

See drawings A70-01, Dtl. 2, ES01-01, Keynote Item 6

Irrigation Circuit:

Provide branch circuit to irrigation system controller/solenoid valve, to be located approx. 160 feet to the Southeast. (See Dwg. ES01-00 as denoted)

Includes approximately 160 lf of 1" conduit, cable, fittings, excavation/backfill/compaction, terminations. $4,650 Assuming 3-#8 1-#10

Fence Grounding:

Provide grounding of play area metal fencing.

See Drawings L01-14 (F-1), L01-34, Section 26 05 26, 26 56 00-3.2 & 32 31 16-3.4.

Provide grounding of metal guardrail located on Café roof and pathways from Café roof to play area.

See Drawings A11-08; A20-05; A21-05; A231-15; A21-16; L01-35, Dtl. 1; Sect 32 31 16-3.4 $4,010

Fire System:

Provide branch circuit for a secondary tamper flow switch to be located at site fire main water valves located approx. 200 feet to the Northeast of Cafe. (See Dwg. ES01-00 as denoted, C-400)

Includes approximately 240 lf. of 1" conduit, cable, fittings, excavation/backfill/compaction, terminations, etc. $6,630

Provide cost to include BIM Modelling $20,000

Riverfront:

Project Signs:

Provide branch circuits to illuminated sign located at Riverwalk. Includes cable, terminations, etc.

See drawings A70-02, Dtl. 6, ES01-03, Keynote Item 6. $2,450 Assuming 2-#8 1-#10

Temporary Power to Bulkhead Lighting:

Provide temporary power to bulkhead lighting from branch power panel located under Main Street Bridge to Light Pole P1-9. (See Dwg. ES01-00 as denoted)

Includes the following:

Includes approximately 580 lf. of 2" conduit, cable, fittings, manhole near Light Pole P1-9, excavation/backfill/compaction, terminations, etc.

At completion of Café building, terminate temporary cables at manhole, complete final connection to Café branch circuit, remove temporary cable back to Main Street branch panel, cap conduit at both ends and abandon in-place. $17,890

Provide cost to include BIM Modelling $7,500

Scope:	31 00 SITE WORK_UPLAND
Job No:	4400661
Project:	COJ Riverfront Plaza Upland Work - Phase I
Estimator:	BMM
Bid Date:	2/29/24 2:00 PM
Scope Notes:	

	Haskell Estimate	A	CARRY
Company:		Allsite Contracting	
Contact:		Stephen Kirkland	
Phone:		(904) 574-9000	
Email:		stephenkirkland@allsitecontracting.com	
Lead Times:			
Quote Good for #days?:			
Notes:		Worked on JEA HQ - Site clearing, site grading and excavation, deep foundation excavation, off site force main and lift station, concrete ,base work & asphalt, striping & signage and ADA surfaces. **Stillwater Golf** -- clearing, grading, exc., conc., agg., asphalt.	
Bid Total :	$2,623,404	$3,549,870	$3,549,870

HASKELL

Spec	Description	Haskell Quantity	UM	U.P.	Total Price		U.P.	Total Price		U.P.	Total Price
	BASE BID										
	SWPPP (EROSION & SEDIMENT CONTROL):							2,623,300	A		2,623,300
	SILT FENCE							-	A		-
	CONSTRUCTION ENTRANCE, STONE	1,287	LF	3	3,475	Y		Incl.	A		Incl.
	INLET PROTECTION	2	EA	6,325	12,650	Y		Incl.	A		Incl.
	MAINTENANCE OF SEDIMENT CONTROL	36	EA	250	9,000	Y		Incl.	A		Incl.
	DEMOLITION (EXISTING CONDITION):	1	LS	4,701	4,701	Y		Incl.	A		Incl.
C-100	DEMO EXISTING PAVERS, CONCRETE PAVERS							-	A		-
	DEMO PLANTERS CURB	35,365	SF	1.32	46,560	Y		Incl.	A		Incl.
	TREE REMOVAL	390	LF	6.58	2,567	Y		Incl.	A		Incl.
C-102	TREE PROTECTION FENCE (TREE TO BE SAVED)	47	EA	350.00	16,450	Y		Incl.	A		Incl.
	DEMO ASPHALT PAVEMENT	280	LF	3.39	950	Y		Incl.	A		Incl.
	DEMO CONC CURB	5,280	SF	0.58	3,067	Y		Incl.	A		Incl.
C-100/102	DEMO STORM STRUCTURE	1,880	LF	6.58	12,376	Y		Incl.	A		Incl.
C-100/102	DEMO STORM PIPES WITHIN PARK AREA, PLUGGED AT DOWNSTREAM STRUCT. OR AT THE R.O.W.	5	EA	500.00	2,500	Y		Incl.	A		Incl.
	ADJUST EXISTING STRUCTURES TO REMAIN TO PROPOSED GRADE	2,425	LF	28.34	68,716	Y		Incl.	A		Incl.
	PROTECT SANITARY STRUCT. TO REMAIN THROUGH CONSTRUCTION	22	EA	441.34	9,709	Y		Incl.	A		Incl.
	REPLACE TOP WITH MH TOP AND RAISED TO PROPOSED GRADE	15	EA	332.60	4,989	Y		Incl.	A		Incl.
	PROTECT COLUMNS TO REMAIN AT PERFORMANCE ARTS CENTER	1	EA	591.34	591	Y		Incl.	A		Incl.
	PROTECT PERFORMACE ARTS CENTER (Windows, walls, etc.)	4	EA	450.00	1,800	Y		Incl.	A		Incl.
	DEMO CONCRETE STEPS, RAMPS AND METAL RAILINGS (PERFORMING ARTS CENTER)					Y		Incl.	A		Incl.
	DEMO LIGHT POLE (PERFORMING ARTS CENTER)	1,570	SF	2.82	4,422	Y		Incl.	A		Incl.
	DEMO BOLLARDS W/ LIGHT (PERFORMING ARTS CENTER)	4	EA	300.00	1,200	Y		Incl.	A		Incl.
	DEMO EXISTING LANDING WATER LINE IF STILL PRESENT	4	EA	150.00	600	Y		Incl.	A		Incl.
	DEMO EXISTING RETIRED GAS LINE IF STILL PRESENT	610	LF	17.04	10,396	Y		Incl.	A		Incl.
	UTILITY LINE TO BE REMOVED NOTED ON PLAN	450	LF	11.06	4,978	Y		Incl.	A		Incl.
Ad1, C100	DEMO ELECTRICAL HANDHOLES (make safe by others)	425	LF	17.04	7,243	Y		Incl.	A		Incl.
Ad1, C100	DEMO ELECTRICAL CONDUITS **& LIGHT POLE BASES (light poles to be relocated by others)**	1	LS	10,572.41	10,572	Y		Incl.	A		Incl.
	EARTHWORK & GRADING:	1	LS	10,000.00	10,000	Y		Incl.	A		Incl.
	STRIP TOPSOIL TO STOCKPILE - DOZER, 6"							-	A		-
	RESPREAD TOPSOIL AT LANDSCAPE AREAS FROM STOCKPILE	2,687	CY	2.61	7,003	Y		Incl.	A		Incl.
	SITE CUT	788	CY	19.55	15,405	Y		Incl.	A		Incl.
	IMPORT FILL (SPREAD TO GRADE)	552	CY	17.75	9,798	Y		Incl.	A		Incl.
GeoRpt 6.3	OVER-EXCAVATE DEBRIS LADEN SOILS TO GROUNDWATER LEVEL (BTWN 4'-8') BELOW CAFE FOUNDATIONS & SURGE TA	17,262	CY	40.50	699,111	Y		Incl.	A		Incl.
	IMPORT FILL - STRUCTURAL BACKFILL AT OVER-EX AREA (CAFE FOUNDATION & SURGE TANK)	1,661	CY	20.00	33,220	Y	45.00	74,745	A		74,745
	GEOFABRIC SEPARATION LAYER (AT STRUCT OVER-EX CAFE)	1,661.00	CY	40.50	67,270.50	Y		Incl. Above	A		Incl. Above
	ROUGH GRADE SITE	794	SY	2.34	1,855	HSK		1,855	A		1,855
	SUBGRADE COMPACTION (98%)	1.22	AC	7819.16	9,539	Y		Incl.	A		Incl.
GeoRpt 6.4	PROOF-ROLL SUBGRADE/SITE PRIOR TO COMPACTION	5,922	SY	0.53	3,109	Y		Incl.	A		Incl.
	DEWATERING:	5,922	SY	0.53	3,109	Y		Incl.	A		Incl.
	DEWATERING							-	A		-
		1	LS	20,000.00	20,000	Y		Incl.	A		Incl.

EXHIBIT E

DocuSign Envelope ID: DB17A176-C8B1-4B95-8630-10A5A54C580E

Scope:	31 00 SITE WORK_UPLAND
Job No:	4400661
Project:	COJ Riverfront Plaza Upland Work - Phase I
Estimator:	BMM
Bid Date:	2/29/24 2:00 PM
Scope Notes:	

Company:	Allsite Contracting
Contact:	Stephen Kirkland
Phone:	(904) 574-9000
Email:	stephenkirkland@allsitecontracting.com
Lead Times:	
Quote Good for #days?:	
Notes:	Worked on JEA HQ - Site clearing, site grading and excavation, deep foundation excavation, off site force main and lift station, concrete ,base work & asphalt, striping & signage and ADA surfaces. Stillwater Golf -- clearing, grading, exc., conc., agg., asphalt.

HASKELL

Bid Total :	$2,623,404	$3,549,870	$3,549,870
	Haskell Estimate	A	CARRY

Spec	Description	Haskell Quantity	UM	Haskell Estimate U.P.	Haskell Estimate Total Price	A	A U.P.	A Total Price		CARRY U.P.	CARRY Total Price
	DRAINAGE:							-	A		-
	PROPOSED STORM STRUCT. NYLOPLAST YARD DRAINS	40	EA	6000.00	240,000	Y		Incl.	A		Incl.
	PROPOSED STORM STRUCT. COJ TYPE J STORM MANHOLE	2	EA	11605.05	23,210	Y		Incl.	A		Incl.
	PROPOSED STORM STRUCT. COJ TYPE C INLET	1	EA	11605.05	11,605	Y		Incl.	A		Incl.
	ADJUST COJ MANHOLE TO PROPOSED GRADE	3	EA	1541.34	4,624	Y		Incl.	A		Incl.
	SHIFT EXISTING COJ MANHOLE NORTHEAST TO BE AT MIN. 0.5' AWAY FROM CAFE FOUNDATION	1	EA	10141.34	10,141	Y		Incl.	A		Incl.
	BACKFILL 15" HP STORM PIPE WITH FLOWABLE FILL	1	EA	1200.00	1,200	Y		Incl.	A		Incl.
	BACKFILL 18" HP STORM PIPE WITH FLOAWBLE FILL	1	EA	2200.00	2,200	Y		Incl.	A		Incl.
	12" HP STORM PIPE	91	LF	250.00	22,750	Y		Incl.	A		Incl.
	15" HP STORM PIPE	1,030	LF	275.00	283,250	Y		Incl.	A		Incl.
	18" HP STORM PIPE	320	LF	302.50	96,800	Y		Incl.	A		Incl.
	24" HP STORM PIPE	90	LF	332.75	29,948	Y		Incl.	A		Incl.
	TIE-IN EXISTING COJ MANHOLE	2	EA	1500.00	3,000	Y		Incl.	A		Incl.
	TIE-IN UNDERDRAIN TO PROP. STRUCT.	3	EA	800.00	2,400	Y		Incl.	A		Incl.
	CONNECT 24" TO EXISTING STORM	1	EA	1500.00	1,500	Y		Incl.	A		Incl.
	CONNECT 12" HEADER PIPE TO 12" HP STORM PIPE	1	EA	1500.00	1,500	Y		Incl.	A		Incl.
	VERTICAL PIPE TO SCUPPER, detail 4/A31-05, include tie-in					Y		Incl.	A		Incl.
	UNDERDRAIN:							-	A		-
	UNDERDRAIN AT CAFÉ/PLAYGROUND --- W/ LANDSCAPE	1,142	LF					-	A		-
	TIE-IN UNDERDRAIN TO PROP. STRUCT. CAFÉ/PLAYGROUND --- W/ LANDSCAPE	1	EA					-	A		-
	ENKATURF DRAIN 9323 AT 15' O.C., 12" WIDE STRIP --- W/ LANDSCAPE	5,105	LF					-	A		-
	ENKATURF: TIE-IN UNDERDRAIN TO PROP. STRUCT. --- W/ LANDSCAPE	1	EA		-			-	A		-
	UNDERDRAIN AT HIGH USE OPEN FIELD, 8-12" (PERFORATED PIPE AT ENKATURF, 15FT O.C.), Perimeter --- W/ LANDSCA	2,755	LF		-			-	A		-
	WATER:							-	A		-
	1" SERVICE POLY (WATER), INCL FITTINGS	398	LF	22.30	8,875	Y		Incl.	A		Incl.
	4" DR-18 PVC WATER MAIN (MIN 36" COVER)	342	LF	40.00	13,680	Y		Incl.	A		Incl.
	6" DR-18 PVC WATER MAIN (MIN 36" COVER)	330	LF	49.30	16,271	Y		Incl.	A		Incl.
	8" DR-18 PVC WATER MAIN (MIN 36" COVER)	502	LF	54.54	27,381	Y		Incl.	A		Incl.
	TYPE "8" CROSSING AT UTILITIES	3	EA	2500.00	7,500	Y		Incl.	A		Incl.
	WATER CROSSING AT STORM DRAIN	3	EA	2500.00	7,500	Y		Incl.	A		Incl.
	4" GATE VALVE	2	EA	2900.00	5,800	Y		Incl.	A		Incl.
	6" GATE VALVE	5	EA	3000.00	15,000	Y		Incl.	A		Incl.
	8" GATE VALVE	1	EA	3000.00	3,000	Y		Incl.	A		Incl.
	1" CURB/CORPORATION STOP	4	EA	1250.00	5,000	Y		Incl.	A		Incl.
	1" SUB-METER	2	EA	850.00	1,700	Y		Incl.	A		Incl.
	8" TAPPING SLEEVE & GATE VALVE	2	EA	11950.00	23,900	Y		Incl.	A		Incl.
	8" RPDA BACKFLOR PREVENTER	3	EA	1200.00	3,600	Y		Incl.	A		Incl.
	6" RPZ BACKFLOW PREVENTER	1	EA	1200.00	1,200	Y		Incl.	A		Incl.
	6" METER AND BOX	1	EA	3500.00	3,500	Y		Incl.	A		Incl.
	4" RPZ BACKFLOW PREVENTER	1	EA	1200.00	1,200	Y		Incl.	A		Incl.
	4" METER BOX & SUB-METER	2	EA	3500.00	7,000	Y		Incl.	A		Incl.

EXHIBIT E

DocuSign Envelope ID: DB17A176-C8B1-4B95-8630-10A5A54C580E

Scope:	31 00 SITE WORK_UPLAND
Job No:	4400661
Project:	COJ Riverfront Plaza Upland Work - Phase I
Estimator:	BMM
Bid Date:	2/29/24 2:00 PM
Scope Notes:	

Company:	Allsite Contracting		
Contact:	Stephen Kirkland		
Phone:	(904) 574-9000		
Email:	stephenkirkland@allsitecontracting.com		
Lead Times:			
Quote Good for #days?:			
Notes:	Worked on **JEA HQ** - Site clearing, site grading and excavation, deep foundation excavation, off site force main and lift station, concrete ,base work & asphalt, striping & signage and ADA surfaces. **Stillwater Golf** -- clearing, grading, exc., conc., agg., asphalt.		
Bid Total :	$2,623,404	$3,549,870	$3,549,870
	Haskell Estimate	A	CARRY

HASKELL

Spec	Description	Haskell Quantity	UM	Haskell Estimate U.P.	Haskell Estimate Total Price		A U.P.	A Total Price		CARRY U.P.	CARRY Total Price
	4" IRRIGATION METER AND METER BOX	1	EA	3500.00	3,500	Y		Incl.	A		Incl.
	FIRE HYDRANT	1	EA	10000.00	10,000	Y		Incl.	A		Incl.
	CAP WATER MAIN FOR PHASE 3 CONST.	2	EA	1404.33	2,809	Y		Incl.	A		Incl.
	SANITARY SEWER:							-	A		-
	SEWER 6" DUCTILE IRON PIPE	165	LF	150	24,750	Y		Incl.	A		Incl.
	SEWER 8" DUCTILE IRON PIPE	320	LF	172.5	55,200	Y		Incl.	A		Incl.
	SEWER CROSSING AT STORM DRAIN	5	EA	2,500.00	12,500	Y		Incl.	A		Incl.
	CONNECT TO EXISTING SANITARY SEWER	2	EA	1,500.00	3,000	Y		Incl.	A		Incl.
	PROP. SANITARY STRUCT. JEA TYPE B MH	3	EA	7,000.00	21,000	Y		Incl.	A		Incl.
	PROP. SANITARY STRUCT. JEA TYPE A MH	3	EA	7,000.00	21,000	Y		Incl.	A		Incl.
	CAP SEWER SERVICE	3	EA	1,404.33	4,213	Y		Incl.	A		Incl.
	VIDEO INSPECTION OF SANITARY SEWER	1	LS	3,500.00	3,500	Y		Incl.	A		Incl.
	MISC:							-	A		-
	ALLOWANCE FOR OTHER UNKNOWN UTILITIES REMOVAL	600	LF	41.67	25,000	Y	Breakout	50,133	A		50,133
	ALLOWANCE FOR INDEPENDENT DRIVE RECONFIGURATION TIE-IN MAY BE LOWER GRADE (2'?)	1	LS	75,000.00	75,000	HSK		75,000	A		75,000
	PATCH ASPHALT AS NEEDED FOR UTILITIES CONNECTIONS				Incl. abv Util	Y		Incl.	A		Incl.
	MATERIAL TESTING & INSPECTIONS	1	LS	82,425.00	82,425	HSK		82,425	A		82,425
	DRONE CUT/FILL ANALYSIS	1	LS	5,590.00	5,590	HSK		5,590	A		5,590
	VDC SUBSURFACE UTILITY ENGINEERING	1	LS	66,300.00	66,300	HSK		66,300	A		66,300
	VDC CLASH DETECTION	1	LS	109,635.00	109,635	HSK		109,635	A		109,635
	SURVEYING	1	LS	5,000.00	5,000	HSK		5,000	A		5,000
	DUST CONTROL/STREET SWEEPER	13	MO	2,500.00	32,500	HSK		32,500	A		32,500
	DUST CONTROL/WATER TRUCK	60	WK	500.00	30,000	HSK		30,000	A		30,000
	ADDITIONAL TEMPORARY FENCE RENTAL	8	MO	3,164.09	25,313	HSK		25,313	A		25,313
	ADDS:				-			-	A		-
	TEMPORARY WATER TO SITE TRAILERS	1	LS		-	Y	24,993	24,993	A		24,993
	TEMPORARY CONSTRUCTION DRIVEWAY TO ACCESS PLAYGROUND AREA (6" CRUSHCRETE)	1	LS		-	Y	38,000.00	38,000	A		38,000
	FDOS MATS	4	EA		-	Y	2,500.00	10,000	A		10,000
	BACKFILL RETAINING WALLS	5	DAY		-	Y	4,667.00	23,335	A		23,335
	ALLOWANCE FOR REMOVAL OF ASPHALT AND AGGREGATE BASE TO A DEPTH OF 18"				-	HSK-A		22,744	A		22,744
	ALLOWANCE TO RAISE EXISTING AT&T MANHOLE LIDS				-	HSK-A		30,000	A		30,000
	ALLOWANCE TO EXPORT EXCAVATED MATERIAL AND IMPORT BACKFILL AT UTILITIES TRENCHES (incl. testing)					HSK-A		89,939	A		89,939
	6" COMPACTED AGGREGATE BASE UNDER CAFÉ SLAB ON GRADE					HSK-A		37,083	A		37,083
					-			-	A		-
	Wage Type										
	Small/Minority Business Type										
	SUBTOTAL				2,623,404	Y		3,457,890	Y		3,457,890
	Sales Tax	7.50%				N		Included Above	N		Included Above
	Sub/Vendor Bond	1.20%				Y	2.66%	91,980	Y	2.66%	91,980
	TOTAL				$ 2,623,404			$ 3,549,870			$ 3,549,870

DocuSign Envelope ID: DB17A176-C8B1-4B95-8630-10A5A54C580E

EXHIBIT E

Scope:	31 00 SITE WORK_UPLAND	Company:	Allsite Contracting
Job No:	4400661	Contact:	Stephen Kirkland
Project:	COJ Riverfront Plaza Upland Work - Phase I	Phone:	(904) 574-9000
Estimator:	BMM	Email:	stephenkirkland@allsitecontracting.com
Bid Date:	2/29/24 2:00 PM	Lead Times:	
		Quote Good for #days?:	
Scope Notes:		Notes:	Worked on JEA HQ - Site clearing, site grading and excavation, deep foundation excavation, off site force main and lift station, concrete ,base work & asphalt, striping & signage and ADA surfaces. Stillwater Golf -- clearing, grading, exc , conc , agg , asphalt.
		Bid Total :	$3,549,870
		$2,623,404	

HASKELL

$3,549,870

Spec	Description	Haskell Quantity	UM	Haskell Estimate U.P.	Haskell Estimate Total Price	A U.P.	A Total Price	CARRY U.P.	CARRY Total Price
	Alternate "1"								
	Alternate "2"								
	Alternate "3"								
	Alternate "4"								

DocuSign Envelope ID: DB17A176-C8B1-4B95-8630-10A5A54C580E

EXHIBIT E

Scope:	31 00 SITE WORK _RIVERWALK
Job No:	4400661
Project:	COJ Riverfront Plaza Upland Work - Phase I
Estimator:	BMM
Bid Date:	2/29/24 2:00 PM
Scope Notes:	

Company:	Allsite contracting
Contact:	Stephen Kirkland
Phone:	(904) 574-9000
Email:	stephenkirkland@allsitecontracting.com
Lead Times:	
Quote Good for #days?:	
Notes:	

HASKELL

				Bid Total :		$546,768			$546,768			
				$758,928								
Spec	Description	Haskell Quantity	UM	Haskell Estimate		A			CARRY			
				U.P.	Total Price		U.P.	Total Price		U.P.	Total Price
	BASE BID										
	SWPPP (EROSION & SEDIMENT CONTROL):				-			383,163	A		383,163
	SILT FENCE				-			-	A		-
	STAKE TURBIDITY BARRIER	790	LF	2.70	2,133	Y		Incl.	A		Incl.
	INLET PROTECTION AT ALL PROPOSED OR TO REMAIN INTLETS	915	LF	10.72	9,809	Y		Incl.	A		Incl.
	MAINTENANCE OF SEDIMENT CONTROL	14	EA	250.00	3,500	Y		Incl.	A		Incl.
	DEMO:	1	LS	3,860.50	3,861	Y		Incl.	A		Incl.
C-100	DEMO EXISTING PAVERS, CONCRETE PAVERS (PERFORMING ARTS CENTER)				-			-	A		-
	TREE REMOVAL	7,135	SF	1.32	9,394	Y		Incl.	A		Incl.
	DEMO ASPHALT PAVEMENT	11	EA	350.00	3,850	Y		Incl.	A		Incl.
	DEMO CONC CURB	7,220	SF	0.58	4,193	Y		Incl.	A		Incl.
C-100/102	DEMO STORM STRUCTURE	335	LF	6.58	2,205	Y		Incl.	A		Incl.
C-100/102	DEMO STORM PIPES WITHIN PARK AREA, PLUGGED AT DOWNSTREAM STRUCT. OR AT THE R.O.W.	1	EA	1,200.00	1,200	Y		Incl.	A		Incl.
	ADJUST EXISTING STRUCTURES TO REMAIN TO PROPOSED GRADE	190	LF	28.34	5,384	Y		Incl.	A		Incl.
	GRADING/EARTHWORK:	3	EA	441.34	1,324	Y		Incl.	A		Incl.
	STRIP TOPSOIL TO STOCKPILE - DOZER, 6"				-			-	A		-
	RESPREAD TOPSOIL AT LANDSCAPE AREAS FROM STOCKPILE	1,169	CY	2.61	3,047	Y		Incl.	A		Incl.
	SITE CUT	343	CY	19.55	6,706	Y		Incl.	A		Incl.
	IMPORT FILL (SPREAD TO GRADE)	106	CY	17.75	1,882	Y		Incl.	A		Incl.
GeoRpt 6.4	PROOF-ROLL SUBGRADE/SITE PRIOR TO COMPACTION	5,911	CY	40.50	239,396	Y		Incl.	A		Incl.
	ROUGH GRADE SITE	3,983	SY	0.53	2,091	Y		Incl.	A		Incl.
	SUBGRADE COMPACTION (98%)	1	AC	7,819.16	6,412	Y		Incl.	A		Incl.
	DRAINAGE:	3,983	SY	0.53	2,091	Y		Incl.	A		Incl.
	PROPOSED STORM STRUCT. NYLOPLAST YARD DRAINS				-			-	A		-
	PROPOSED STORM STRUCT. COJ TYPE J STORM MANHOLE	14	EA	6,000.00	84,000	Y		Incl.	A		Incl.
	PROPOSED STORM STRUCT. COJ TYPE C INLET	2	EA	#######	23,210	Y		Incl.	A		Incl.
	PROPOSED STORM STRUCT. DOWNSTREAM DEFENDER	1	EA	#######	11,605	Y		Incl.	A		Incl.
	12" HP STORM PIPE	2	EA	#######	60,750	Y		Incl.	A		Incl.
	15" HP STORM PIPE	858	LF	250.00	214,500	Y		Incl.	A		Incl.
	TIE-IN TO EXIST. PIPE W/ PROP. STRUCT.	60	LF	275.00	16,500	Y		Incl.	A		Incl.
	WATER:	4	EA	1,200.00	4,800	Y		Incl.	A		Incl.
	8" DR-18 PVC WATER MAIN (MIN 36" COVER)				-			-	A		-
	8" TAPPING SLEEVE & 8" TAPPING VALVE	95	LF	54.54	5,182	Y		Incl.	A		Incl.
	2" FLUSH HYDRANT W/ SAMPLE POINT	1	EA	#######	11,950	Y		Incl.	A		Incl.
	SANITARY SEWER:	1	EA	801.00	801	Y		Incl.	A		Incl.
	SEWER 6" DUCTILE IRON PIPE				-			-	A		-
	CONNECT 8" SANITARY SEWER PIPE TO MODIFIED VAULT - (Addm. 2; sheet C402)	75	LF	150.00	11,250	Y		Incl.	A		Incl.
	CAP SEWER SERVICE	1	EA	4,500.00	4,500	Y		Incl.	A		Incl.
	ADDS:	1	EA	1,404.33	1,404	Y		Incl.	A		Incl.
					-			-	A		-

EXHIBIT E

DocuSign Envelope ID: DB17A176-C8B1-4B95-8630-10A5A54C580E

DocuSign Envelope ID: DB17A176-C8B1-4B95-8630-10A5A54C580E

Scope:	31 00 SITE WORK _RIVERWALK	Company:	Allsite contracting
Job No:	4400661	Contact:	Stephen Kirkland
Project:	COJ Riverfront Plaza Upland Work - Phase I	Phone:	(904) 574-9000
Estimator:	BMM	Email:	stephenkirkland@allsitecontracting.com
Bid Date:	2/29/24 2:00 PM	Lead Times:	
		uote Good for #days?:	
Scope Notes:		Notes:	
		Bid Total :	$546,768
		$758,928	

HASKELL

Spec	Description	Haskell Quantity	UM	Haskell Estimate U.P.	Haskell Estimate Total Price	A	A U.P.	A Total Price	CARRY	CARRY U.P.	CARRY Total Price
	ALLOWANCE FOR REMOVAL OF ASPHALT AND AGGREGATE BASE TO A DEPTH OF 18"					HSK-A		5,415	A		5,415
	ALLOWANCE TO CUT BULKHEAD TIE-BACKS IN CONFLICTS WITH PROPOSED UTILITIES					Y	Breakout	116,750	A		116,750
	ALLOWANCE TO EXPORT EXCAVATED MATERIAL AND IMPORT BACKFILL AT UTILITIES TRENCHES (incl. testing)					HSK-A		27,273	A		27,273
								-	A		-
	Wage Type										
	Small/Minority Business Type										
	Addenda ___ Through ___										
	SUBTOTAL				758,928	Y		532,601	Y		532,601
	Sales Tax	7.50%				N		Included Above	N		Included Above
	Sub/Vendor Bond	1.20%				Y	2.66%	14,167	Y	2.66%	14,167
	TOTAL				#####			$ 546,768			$ 546,768
	Alternate "1"										
	Alternate "2"										
	Alternate "3"										
	Alternate "4"										

EXHIBIT E

DocuSign Envelope ID: DB17A176-C8B1-4B95-8630-10A5A54C580E

EXHIBIT E

ALLSITE CONTRACTING INC.

Allsite Contracting Inc
5845 Cisco Dr. West
Jacksonville, FL 32256
(904)574-9000

SITE & UTILITY PROPOSAL: COJ RIVERFRONT PLAZA

To:	Property:
The Haskell Company 111 Riverside Ave Jacksonville, FL 32202	COJ Riverfront Plaza 2 Independent Drive West Jacksonville, FL 32202
Proposal Date: 3/7/2024	**Payment Terms: Net 30**
Effective To: 6/7/2024	**Plan Date: 3/15/2024**
Engineer: GAI Consultants	**Geo-Tech Report Date:**
Site Visit: 2/28/2024	**Addendum: 1-2**

One year warranty based on date of completion
If payment and performance bond required add ***(2.66%)***
Includes all sales tax

Pricing: *REV1*

Allsite Contracting Inc. is submitting the following pricing for the scope of work to be completed
Pricing is valid for (30) day from date of quotation

" EXHIBIT - A "

Item #	Description	Qty	Unit	Unit Rate	Total Cost
1	**General Conditions**	1	LS	$ 535,527.00	$ 535,527.00
	Mobilization	1	LS		
	Surveying / Civil layout / As-builts	1	LS		
	Testing & TV inspections	1	LS		
	Dewatering	1	LS		
	Locates	1	LS		
	Maintenance of traffic (only for the scope listed below)	1	LS		
	COJ slow payer fee	1	LS		
	Temp water to site trailers / temp hydrant meter	1	LS	$24,993	
2	**Erosion Control**	1	LS	$ 157,235.00	$ 157,235.00
	Silt fence	3000	LF		
	Inlet protection	65	EA		
	Construction Driveway	2	EA		
	Tree protection	2	EA		
	FDEP NOI	1	EA		
	SWPPP monitoring and reporting	12	MN		
	Temp seed disturbed areas	18500	SY		
	Street sweeping	1	LS		
3	**Site Demo**	1	LS	$ 262,440.00	$ 262,440.00
	Pavers, concrete paving and planters	4975	SY		
	Curb	2025	LF		
	Asphalt & base	1460	SY		
	Water line	900	LF		
	Sanitary line	935	LF		
	Adjust drainage structure top to final grade	6	EA		
	Adjust sanitary structure top to final grade	5	EA		
	Adjust communication structure to final grade	2	EA		
	Adjust lid to final grade	12	EA		
	Storm structures to be removed	7	EA		
	Storm pipes to be removed	1	LS		
	Replace curb inlet top with manhole top	1	EA		
	Hydrant	1	EA		
	Soft dig to verify existing utility was removed (gas line / telecommunication)	1	LS		
	Store front protection	1	LS	$21,706	
4	**Earthwork and Site Prep**	1	LS	$ 940,353.00	$ 940,353.00
	Clearing and Grubbing (94) (haul off debris)	6	AC		
	Strip existing green areas & topsoil (stockpile for reuse in green areas)	26090	SY		
	Import fill material	21380	BCY		
	Mass grade and balance site	28760	SY		
	Excavate to top of footer for retaining walls at playground (backfill by wall sub) add $4667 per day for the grade crew (behind 5 days)	1	LS		
	Final grade, backfill curbs and islands, remove spoils, prep for landscaping	18500	SY		
5	**Strom Collection System**	1	LS	$ 685,048.00	$ 685,048.00
	12" HP	980	LF		
	15" HP	740	LF		
	18" HP	680	LF		
	24" HP	100	LF		
	Misc. ADAS fittings	1	LS		
	6" HP perf underdrain wrapped in fabric w/rock envelope	1120	LF		

REVISED TO INCL. TIE-IN SCUPPER ($11,210)

EXHIBIT E

	Inline drains	21	EA		
	Drain basins	30	EA		
	Downstream defender	2	EA		
	Type C inlets	1	EA		
	Storm manholes	4	EA		
	Core and connect to existing	6	EA		
	Backfill 18" & 15" storm pipe with flowable fill	1	LS		
6	**Enkaturf Underdrain System (quoting ADS alternate)**	1	LS	$ 485,313.00	$ 485,313.00
	Excavate to top of subgrade	2170	BCY		
	12" HP perf	3000	LF		
	Misc. ADS fittings	1	LS		
	Geo fabric between bottom of stone cover and subgrade	8000	SY		
	Provide & place #57 stone (6" stone base cover)	1780	TN		
	Provide & place #57 stone (underdrain envelope)	1260	TN		
7	**Sanitary Sewer System**	1	LS	$ 167,161.00	$ 167,161.00
	8" TJ DIP	340	LF		
	6" TJ DIP	260	LF		$3,325
	Drop bowl assemblies	3	EA		Add 35'
	MJ fittings	1	LS		breezeway
	Sanitary manholes	6	EA		
	Core and connect to existing	3	EA		
8	**Water & Fire Service**	1	LS	$ 314,899.00	$ 314,899.00
	8" DR18	580	LF		
	6" DR18	340	LF		
	4" DR18	340	LF		
	1" PE	400	LF		$1,464
	MJ fittings and bell restraints	1	LS		Add 35'
	8"x8" tapping sleeve and valve	2	EA		breezeway
	Gate valves	8	EA		
	Flushing hydrants	3	EA		
	Single short services (saddle, meter box, corp, BFP)	2	EA		
	Meter vaults	4	EA		
	6" RPZ-BFP	1	EA		
	4" RPZ-BFP	1	EA		
	Hydrants	1	EA		
	8" RPDA-BFP	1	EA		
	Fire permit and testing	1	LS		
9	**Site Concrete Prep**	1	LS	$ 414,423.00	$ 414,423.00
	Compact subgrade	9930	SY		
	12" stabilization	3405	SY		
	Provide and place 6" rock base	3405	SY		
	Provide and place 4" rock base	6525	SY		
	Finish grade for concrete paving by others	9930	SY		
10	**Site Concrete**	1	LS	$ 25,667.00	$ 25,667.00
	Curb and gutter	770	LF		
11	**Sanitary Tench Asphalt Patch**	1	LS	$ 41,194.00	$ 41,194.00
	1" Mill and overlay	455	SY		
	Repair road base	85	SY		
				TOTAL BASE BID	$ 4,029,260.00
Add/Alts:					
1	50'x50' stabilized laydown area 6" (crushcrete)	278	SY	$ 38.00	$ 10,564.00
2	Temp construction driveway to access bulk head & playground area (6" crushcrete)	1000	SY	$ 38.00	$ 38,000.00
2	Provide & place crushcrete	1	LD	$ 1,395.00	$ 1,395.00
3	Remove and replace unsuitable material ($45 / CY --> 16 CY = 1 load)	1	LD	$ 720.00	$ 720.00
4	Trench drain	204	LF	$ 634.25	$ 129,387.00

Product Lead Times:

1. Precast structures 2-3 weeks for submittals, 2-3 weeks production after approved submittals

Exclusions and Clarifications:

1. Excludes the removal and/or replacement of any unsuitable material
2. Excludes cost associated with any unforeseen conditions or deficiencies not readily discernible at the time of this proposal
3. Excludes any site furnishings (flag poles, monument signs, bike racks, trash cans, bollards, etc...)
4. Excludes any sidewalks, dumpster pads, trash compactor pads and aprons, pavers and any paver base
5. Excludes any landscaping, topsoil, irrigation
6. Excludes any permanent fencing and/or gates of any kind
7. Excludes any stone aggregate under building foundations
8. Both existing elevations (topo) and proposed elevations are assumed to have been provided in the same vertical datum
9. Excludes building footer excavation / road sleeves or electrical conduit

EXHIBIT E

10. Other than the UG fire permit, no other permits are included in this proposal (site/tree, ROW, FDOT, JEA water & sewer, building, etc.)
11. Control points and building corners provided by others, riser locations laid out by others
12. Anything not specifically included in the scope of work above is excluded and/or subject to negotiation/clarification
13. Excludes any stripping, signage and ADA mats
14. Excludes any retaining walls, bulk head, handrails or guardrails
15. Excludes any water proofing of existing structures / including re-lining any existing sanitary manholes
16. Excludes Enkaturf system and trench drains as spec'd on the plans
17. Excludes any work associated with anything above the compact aggregate base at PV-3,4,5,6A-D
18. Demo of existing asphalt to a depth of 6", any material deeper than 6" will be abandoned in place

Notes:

Proposal assumes a normal 5 day work week, hours from 7AM-5PM M-F
Priced ADS DTSP4-10 & DTRSP in lieu of T316 4000 & 7000 series
Priced ADS trench drain system in lieu of Envatruf system

Thank you for the opportunity to price this work. Please feel free to contact us should you have additional questions regarding the information listed above.

Sincerely,
Allsite Contracting, Inc.
Steve Bell, President

EXHIBIT E

Le, Viet

From: Stephen Kirkland <stephenkirkland@allsitecontracting.com>
Sent: Monday, March 18, 2024 12:56 PM
To: Le, Viet
Subject: Re: AllSite Proposal--COJ Riverfront Plaza Upland Work - Phase I

Viet,

I made a typo on this response

1. Can you confirm you have the backfill after the retaining walls of the café building are up? I did have backfill of wall listed as by others, grade crew is $4667 per day.
    a. If not, can you give me an add alternate for this please?

I do not have backfilling the retaining wall, I made a note in section four that it would be by the wall sub, if you want us to complete this work add $4667 per day for the grade crew

	Store front protection				
4	Earthwork and Site Prep	1	LS	$ 940,353.00	$ 940,353.0
	Clearing and Grubbing (94) (haul off debris)	6	AC		
	Strip existing green areas & topsoil (stockpile for reuse in green areas)	26090	SY		
	Import fill material	21380	BCY		
	Mass grade and balance site	28760	SY		
	Excavate to top of footer for retaining walls at playground (backfill by wall sub)	1	LS		
	Final grade, backfill curbs and islands, remove spoils, prep for landscaping	18500	SY		

On Mon, Mar 18, 2024 at 12:37 PM Stephen Kirkland <stephenkirkland@allsitecontracting.com> wrote:

Viet

1. **Please look at the tie-in to the scupper stub at the top and vertical pipes** (detail A31-05 (3EA)) are included. - Cost for this added to base bid (section 5 storm collection)
2. Please take another look for demo at the Performance Art building, **please include protection of the building** (example: plywood over storefront windows, protect the columns, walls, etc.) - Cost for this added to base bid (section 3 site demo)
3. For the demo of existing asphalt, **please qualify your assumption(depth) in your proposal. -** This note was added to the exclusion section - 18. Demo of existing asphalt to a depth of 6", any material deeper than 6" will be abandoned in place
4. On C-401 and P1.2 Plumbing plan, under the breeze way, we will need the water/fire water extended another 35ft, **please provide a cost if not already included. -** Cost for additional 35' added to base bid (Sections 7 & 8)
5. Please confirm with JEA if they will allow for raising their MH's. I'm told we do adjust them sometimes but we are not technically allowed to. I have $22,240 in the bid for 12 structures
6. Please look at the traffic rated structure/lids at pavement are included. Included in the base bid
7. Please look at the existing 54" pipe traversing the site, there may be conflict with shallow sheet piles. - Cost to place crushcrete to bridge any areas will be $1395.00 per load
8. Please look at providing temporary water to site trailers, branch to truck wash-out with bib, temp meter. - Added $24,994 for this, including providing a 2" hydrant meter, running pipe to trailer and wash areas, hose bib assembly, I estimated $7200 in meter fees, should cover the whole job, we spend about $200 a month between all our ongoing jobs in jax.
9. Please provide unit rate or allowance to cut existing bulkhead tie-backs that may be in conflict with proposal utilities parallel to the bulkhead. $2335 / EA, includes excavating and exposing the tie back, cutting and backfilling.
10. Please provide feedback on the schedule that Jerry will send to you.

EXHIBIT E

1. Can you confirm you have the backfill after the retaining walls of the café building are up? I did have backfill of wall listed as by others, grade crew is $4667 per day.
    a. If not, can you give me an add alternate for this please?
2. Do you have the 6" gravel stone under the slab on grade (detail below)? Not included in base bid, you can plug $32 per SY for 6" #57 stone
    a. If not, can you give me an add alternate for this please?

Price for 6" crushcrete access road construction access road - $38000

FDOS mats are - $2500 EA (you would need at least four)

On Mon, Mar 18, 2024 at 10:24 AM Le, Viet <Viet.Le@haskell.com> wrote:

Great, thanks for the update.

From: Stephen Kirkland <stephenkirkland@allsitecontracting.com>
Sent: Monday, March 18, 2024 10:23 AM
To: Le, Viet <Viet.Le@haskell.com>
Subject: Re: AllSite Proposal--COJ Riverfront Plaza Upland Work - Phase I

I'm finishing everything now. Will have it for you today.

On Mon, Mar 18, 2024 at 10:19 AM Le, Viet <Viet.Le@haskell.com> wrote:

Hey Stephen,

Just following up on this. Will you have something for us to today?

Thank you, sir.

Viet

From: Stephen Kirkland <stephenkirkland@allsitecontracting.com>
Sent: Thursday, March 14, 2024 1:04 PM
To: Martin, Jerry W. <Jerry.Martin@haskell.com>

DocuSign Envelope ID: DB17A176-C8B1-4B95-8630-10A5A54C580E

Scope:	31 60 DEEP FOUNDATIONS	Company:	Keller North America
Job No:	4400661	Contact:	David Kirschner
Project:	COJ Riverfront Plaza Upland Work - Phase I	Phone:	(336) 707-7107
Estimator:	BMM	Email:	wdkirschner@keller-na.com
Bid Date:	2/29/24 2:00 PM	Lead Times:	3 WEEKS
		Quote Good for #days?:	30 DAYS
Scope Notes:		Notes:	10" DIA STEEL PIPE PILE ALTERNATE
		Bid Total :	$1,487,990
		$2,743,203	

HASKELL

$1,487,990

Spec	Description	Haskell Quantity	UM	Haskell Estimate U.P.	Haskell Estimate Total Price	C	C U.P.	C Total Price		CARRY U.P.	CARRY Total Price
	BASE BID				-			-	C		-
					-			-	C		-
	MOBILIZATION	1	LS	75,000.00	75,000	Y	60,000.00	60,000	C		60,000
316213.1900	14" SQ 70K PRECAST CONCRETE PILES (55' L)	14,465	LF	143.38	2,073,919	Y	69.00	982,905	C		982,905
	PILE LF DIFFERENTIAL TO LEVEL	1	LS		-	NA	-	Not Applicable	C		Not Applicable
316213.2100	PRECAST PILE CUTOFFS	263	EA	500.00	131,500	Y		49,588	C		49,588
316213.2100	EXISTING PRECAST PILE CUTOFFS	7	EA	5,000.00	35,000	N		w/ Concrete	C		w/ Concrete
					-			-	C		-
	FURNISH (14) TEST PILES (65' L)	770	LF	45.00	34,650	Y	115.38	105,000	C		105,000
	INSTALL (14) TEST PILES (65' L)	770	LF	98.38	75,749	Y		Incl.	C		Incl.
	PREDRILL TEST PILES TO A DEPTH OF 20' BELOW EXISTING GRA	280	LF	30.00	8,400	Y	23.00	6,440	C		6,440
	SEPARATE MOBILIZATION TO PERFORM PILE TESTING	1	LS	75,000.00	75,000	Y	60,000.00	60,000	C		60,000
					-			-	C		-
	PREDRILL PILES TO A DEPTH OF 20' BELOW EXISTING GRADE	5,260	LF	30.00	157,800	Y	23.00	119,140	C		119,140
	PILE LF DIFFERENTIAL TO LEVEL	1	LS		-	NA	-	Not Applicable	C		Not Applicable
					-			-	C		-
	DRILL AND EPOXY DOWELS (4 - #10 BARS) EMBEDDED 30"				-	NA		Not Applicable	C		Not Applicable
					-			-	C		-
	DELIVERY OF PILES				-	Y		Incl.	C		Incl.
	OFF-LOADING AND HANDLING OF PILES				-	Y		Incl.	C		Incl.
	STAGING AND PROTECTION OF PILES AND EQPT ON SITE				-	Y		Incl.	C		Incl.
	ALL EQPT, INCL. CRANES, PILE DRIVERS, ETC.				-	Y		Incl.	C		Incl.
	COORDINATION WITH THIRD-PARTY TESTING AGENCY				-	Y		Incl.	C		Incl.
	LAYOUT OF PILES				-	Y		25,000	C		25,000
	SPOILS REMOVAL				-	HSK-A		15,000	C		15,000
					-			-	C		-
	VIBRATION MONITORING OF MAIN STREET BRIDGE				-	Y		27,000	C		27,000
	ADDITIONAL VIBRATION MONITORING (UP TO 3 STRUCTURES)				-	Y		30,000	C		30,000
	COMPRESSION LOAD TEST	1	EA		-	N		Not Incl.	C		Not Incl.
	TENSION TEST				-	N		Not Incl.	C		Not Incl.
	PDA TESTING				-	Y		Incl.	C		Incl.
	MATERIAL TESTING & INSPECTIONS	1	LS	76,185.00	76,185	HSK		76,185	C		76,185
					-			-	C		-
	DELEGATED PILE DESIGN				-	Y		Incl.	C		Incl.

EXHIBIT E

DocuSign Envelope ID: DB17A176-C8B1-4B95-8630-10A5A54C580E

Scope:	31 60 DEEP FOUNDATIONS	Company:	Keller North America
Job No:	4400661	Contact:	David Kirschner
Project:	COJ Riverfront Plaza Upland Work - Phase I	Phone:	(336) 707-7107
Estimator:	BMM	Email:	wdkirschner@keller-na.com
Bid Date:	2/29/24 2:00 PM	Lead Times:	3 WEEKS
		Quote Good for #days?:	30 DAYS
Scope Notes:		Notes:	10" DIA STEEL PIPE PILE ALTERNATE
		Bid Total :	$1,487,990

HASKELL

Spec	Description	Haskell Quantity	UM	Haskell Estimate U.P.	Haskell Estimate Total Price	C	C U.P.	C Total Price	CARRY	CARRY U.P.	CARRY Total Price
					$2,743,203			$1,487,990			$1,487,990
	DELEGATED PILE DESIGN DURATION				-			-	C		-
	ANTICIPATED PILES PER DAY				-	Y		15-20 PILES/DAY	C		15-20 PILES/DAY
					-			-	C		-
	F&I 10" DIA OPEN ENDED STEEL PIPE PILES	1	LS		-	Y	(185,000.00)	(185,000)	C		(185,000)
	DESIGN ASSISTANCE WITH STEEL PILES				-	Y		35,000	C		35,000
	ADDITIONAL FOUNDATION WORK FOR STEEL PILES *ALLOWANCE*				-	HSK-A		67,000	C		67,000
					-			-	C		-
	Wage Type										
	Small/Minority Business Type										
	Addenda ___ Through ___										
	SUBTOTAL				2,743,203	Y		1,473,258	Y		1,473,258
	Sales Tax	7.50%				N		Included Above	N		Included Above
	Sub/Vendor Bond	1.20%				Y	1.00%	14,733	Y	1.00%	14,733
	TOTAL				$ 2,743,203			$ 1,487,990			$ 1,487,990
	F&I ADDITIONAL TEST PILES (EA)	65	LF			Y	115.3846154	7500			
	ADDITIONAL CONCRETE USAGE IN THE PILES (PER CY)	1	CY								
	Alternate "3"										
	Alternate "4"										

EXHIBIT E

EXHIBIT E

Bid Proposal: Deep Foundations

Printed on Mar 14, 2024 at 11:36 AM EDT

COJ Riverfront Plaza Upland Work - Phase I

2 Independent Drive, Jacksonville, FL 32202, United States of America

Sent proposal revision #2: $1,069,905

Submitted Mar 6, 2024 at 1:55 PM EST

Keller North America, Inc.
5461 West Waters Avenue, Suite 900, Tampa, FL 33634, United States of America

Warren Kirschner | Business Development Manager | +1 336-668-0884 | wdkirschner@keller-na.com

KELLER

Line Items

Description	Quantity	Unit Cost	Total Cost
Deep Foundations			$1,069,905
Base Bid			**$1,069,905**

Alternates

TEST PILES:		
Furnish and install fourteen (14) test piles to the depth recommended in the final geotechnical report		$105,000
Unit cost to furnish and install additional test piles to the depth recommended in the final geotechnical report	$7,500.00	
Separate mobilization to perform pile testing prior to install of production piles		$60,000
PREDRILLING:		
Predrill piles to a depth of 20' below existing grade		$119,140
Unit cost for additional predrilling	$23/LF plus mobilization of drilling equipment	

Inclusions

PRECAST CONCRETE PILES:	
14" Square Precast Prestressed Concrete Piles to a depth recommended in the final geotechnical report	Yes
Cutoff piles to elevations shown on drawings	No
GENERAL:	
Delivery and handling of piles	Yes
Staging and protection of piles and equipment on site	Yes
All equipment, including cranes, pile drivers, etc. to perform scope of work	Yes
Coordination with a third-party testing agency	Yes

powered by BUILDINGCONNECTED

EXHIBIT E

COJ Riverfront Plaza Upland Work - Phase I

2 Independent Drive, Jacksonville, FL 32202, United States of America

Layout of piles		No

Scope-Specific Information and Unit Costs

Please specify the quantity of piles included in your proposal	259	
Please specify the total linear feet of piles included in your proposal	14,245	

General Acknowledgments

PLEASE REVIEW AND ACKNOWLEDGE THE FOLLOWING GENERAL REQUIREMENTS:

All Bids shall remain valid for a minimum of 90 days from the date submitted.		No
Did Subcontractor review the schedule?		Yes
Do you have any comments or concerns with schedule?	No	
Please note your EMR Rate	0.77	
All Subcontractors will be required to participate in Haskell's safety program "SafeMatters". There is a $40 fee per employee to register in this program. This shall be included in your proposal for each employee that will be working on the jobsite.		Yes
Haskell's insurance requirements are noted in Section 10 of the Subcontract Terms and Conditions. Subcontractor has reviewed these requirements and confirms they can meet them as stated.		No
Subcontractor confirms they have reviewed the Haskell standard Contract Terms and Conditions and accepts them as written or has provided a list of requested changes with their proposal.		No
Haskell's Code of Safe Practices is included with the bid documents and is Haskell's standard safety requirements for all Subcontractors. Subcontractor confirms it has reviewed and accepts these terms as written or has provided a list of requested changes with their proposal.		Yes
Subcontractor confirms they have reviewed the BIM Subcontract Attachment and accepts these terms as written or has provided a list of requested changes with their proposal.		No
Subcontractor has included and is responsible for all Sales and Use taxes for the project location.		Yes

ADDENDA AND RFI:

Please acknowledge receipt and inclusion of Addendum #1 dated February 22, 2024, and Addendum #2 dated February 28, 2024, into your pricing proposal		Yes
Please confirm you received and reviewed RFI responses #1 through 96.		Yes

LEAD TIME:

Do any of your materials have long lead times?		Yes
Please specify lead times for materials, specifically long lead items.	3 weeks for precast deliveries	

COJ Riverfront Plaza Upland Work - Phase I

2 Independent Drive, Jacksonville, FL 32202, United States of America

INFLATION/ESCALATION:

What inflation/escalation percentages are you carrying, if any? None

Bond Information

What is your bond rate? 1 %

Labor Rates

Please provide total labor hours for this project. $80 /per hour

Please note hourly rates for your employees or crews on a separate attachment. $80 /per hour

Certifications

Do you represent a certified JSEB (Jacksonville Small Emerging Business)? No

Disclaimers and Clarifications

SUBCONTRACTOR SHALL REVIEW AND INCORPORATE THE FOLLOWING BID REQUIREMENTS WITH THEIR PROPOSAL:

All Bids shall remain valid for a minimum of 90 days from the date submitted.

All bidders must complete the Haskell online Vendor Qualification Form. This will be required prior to any awards on the project and help us gauge the qualifications of bidders. To fill out this form, bidders must go to this website: http://www.haskell.com/subcontractors, and click on the link in the center of the page labeled "Vendor Management System"

A preliminary project schedule was provided with the bid documents. Subcontractor is responsible for reviewing this schedule and submitting a bid with the manpower and hours required to meet the schedule. If Subcontractor has any objections with the schedule, they shall clearly note these within their proposal.

Subcontractor shall furnish all necessary labor, insurance, materials, supervision, services, tools, equipment, transportation, hoisting, shop drawings, samples and all other services necessary to fully perform and complete the Work required by this Subcontract

Subcontractor is responsible for all equipment necessary for hoisting and offloading material required for this scope of work as well as elevated access for their work.

Warranty period is one year for labor, materials, and equipment from the project substantial completion date, excluding any manufacturer warranties that may extend beyond this period. Warranties shall commence at Substantial Completion only, not delivery, start-up or other earlier dates.

Subcontractor is responsible for daily clean-up of their work. Daily clean up shall mean "broom clean" of the area(s) being worked, regardless of area size, and leaving area with materials, tools, and equipment neatly straightened/organized. All brooms, scoops, garbage transport containers, or other accessories, necessary for clean-up of this scope, are the responsibility of this scope. For failure to clean up daily or maintain housekeeping standards, Haskell will provide a 24 hour warning prior to backcharging Subcontractor for participation in composite clean-up crew or may employ cleaning services at Subcontractor's expense.

Additional Information

Notes

I have included the vibration monitoring and update the pile count as discussed. You should have the contact information for the precast pile cutting contractor that I recommended to you.

EXHIBIT E

COJ Riverfront Plaza Upland Work - Phase I

2 Independent Drive, Jacksonville, FL 32202, United States of America

Attachments

KELLER PROPOSAL - COJ P... (2.4 MB)

DocuSign Envelope ID: DB17A176-C8B1-4B95-8630-10A5A54C580E

KELLER



COJ Playground & Cafe – Jacksonville, FL

Proposal

Driven Piles

March 7, 2024

The leading geotechnical specialty contractor

Table of Contents

01 Basis of Proposal A-3
02 Scope of Work A-3
03 Driven Piles A-6
04 Schedule A-10
05 Pricing A-10

Appendix A – Keller Overview A-11
A1. About Keller A-12
A2. Keller's Range of Techniques A-13
A3. Keller's HSE Commitment A-14

Appendix B – Standard Terms and Conditions B-1
B1. Standard Terms and Conditions B-2

March 7, 2024 – Rev2

The Haskell Company – Brent McMaster

ATTN:

COJ Playground & Cafe – Jacksonville, FL

Thank you for the opportunity to submit our Proposal for the above referenced project. Keller is the largest geotechnical contractor in the world and leads the industry in the fields of specialty foundation and geotechnical construction. Keller's reputation is based on providing innovative and cost-effective solutions to challenging geotechnical construction projects. With the largest geotechnical equipment and resource pool in North America, Keller is especially adept at fast-track, resource-intensive projects. Keller is a full-service company offering the broadest range of design-build geotechnical services in the industry including: deep foundation systems (augercast piles, displacement piles, drilled shafts, driven piles, micropiles, rock anchors, helical piles, and underpinning), ground improvement systems (aggregate piers, rigid inclusions, earthquake drains, wick drains, vibro-compaction, compaction grouting, cement and chemical grouting, jet grouting, and soil mixing) and earth retention systems (soil nailing, soldier beam and lagging, sheetpiling, tangent and secant pile walls, tiebacks, and braced walls).

Appendix A includes a summary of Keller, along with Keller's Health, Safety, and Environment (HSE) Commitment. Appendix B includes our Terms and Conditions.

If we can be of any additional assistance, please contact David Kirschner below.

Respectfully submitted,

KELLER NORTH AMERICA, INC.

David Kirschner
Pre-Construction Manager
(336) 707-7107
wdkirschner@keller-na.com

01 Basis of Proposal

This Proposal is based upon our conversations, emails, meetings, and the following documents:

- Structural Drawings by GAI Consultants.
- Geotechnical Report by Meskel & Associates dated March 22, 2023.

02 Scope of Work

Our scope of work includes the following:

- Driven Precast Piles

Each portion of the work is elaborated in more detail in the following pages as shown below:

- Jobsite pictures
- Scope of work
- Inclusions
- Exclusions
- Clarifications/assumptions

REQUIREMENTS THAT APPLY TO MULTIPLE WORK SCOPES INCLUDE:

MATERIAL ESCALATION

This Proposal is good for a period of 30 days from the date of this letter. The included pricing is based on the cost of materials and labor as they currently are, which is subject to escalation by the time of award and at the time of construction. Keller will be reimbursed for increases in the cost of materials and labor between the date of this Proposal and the date of procurement plus a 15% markup. Terms for price adjustment based on the cost and availability of materials and labor at the time of construction must be included in the final agreement for the work.

WORKING PLATFORM

The Contractor shall provide a safe, stable, dry, and level working platform for Keller's equipment and personnel. The working platform shall be well-drained and maintained such that our drill rigs (up to 250,000 lbs.), support equipment, ready mix concrete trucks, and personnel may traverse safely and efficiently throughout the work area under their own power. Keller will not allow its'

personnel to perform work on an unsafe, unstable, wet, and/or non-level working platform. Any delays to Keller's work as a result of the Contractor's inability or unwillingness to provide this to Keller will be compensated per the standby rates provided in this Proposal.

EXCLUSIONS

- **Existing Utilities** - Keller has not included any costs associated with location, removal, relocation and/or protection of existing overhead or underground utilities. It is the Contractor's responsibility to ensure that any and all existing overhead or underground utilities are removed, relocated, and/or protected for the performance of Keller's work. Keller will only be responsible for damage of utilities to the extent of Keller's negligence.
- **Permits/Easements** – Keller has not included acquiring any permits or easements associated with the installation of this work.
- **Traffic Control** – Keller has not included any traffic flagging, lane or street closures, traffic protection, or pedestrian control. Material deliveries will occur continuously during the performance of Keller's work.
- **Tire Wash** – Keller has not included tire wash station(s) for vehicles existing the project.
- **Site Maintenance** – Keller has not included site maintenance beyond general housekeeping, included street cleaning and dust control.
- **Erosion Control** – Keller has not included erosion or sediment control.
- **Spoil Haul Off** – Keller has not included hauling off of drilling spoils.
- **Water Control** – Keller has not included control, dispersion, or management of groundwater or surface water.
- **Site Restoration** – Keller not included returning the site to its exact original condition/grade or any required subgrade preparation/remediation following our work.
- **Third-Party Testing** – Keller has not included any third-party testing or sampling.
- **Full-Time Safety** – Keller has not included provision of full-time safety personnel.
- **BIM** – Keller has not included BIM coordination of any kind.
- **Buy America/n** – Keller has not included provisions for 'Buy America/n' materials.
- **Damages** – Keller has not included any liquidated, direct, indirect, or consequential damages.

CLARIFICATIONS/ASSUMPTIONS

- **Start of Work** – Keller will not mobilize to the project until receiving visual confirmation that the site is ready for Keller to efficiently begin our work immediately upon arrival.
- **Work Progress** – This Proposal is based on Keller's work progressing in a continuous, sequential, and uninterrupted manner without interference or delay from any other construction activities or site constraints.
- **Work Access** – The Contractor shall provide all weather access to the work area for our equipment and personnel. The work area will be free of mud or water greater than 2-in. deep. The Contractor will remediate site conditions that could reasonably pose a safety issue to Keller's personnel or prevent Keller from performing our work in a continuous and uninterrupted manner. Keller will not perform work off of crane mats to compensate for the Contractor's inability or unwillingness to provide us with a working platform that meets our requirements.
- **Subsurface Conditions** – This Proposal is based on the soil and rock conditions in the provided Geotechnical Report. If conditions vary from those assumed in the creation of this Proposal, it will be considered a change in which case a pricing and/or schedule adjustment, or change in scope, may apply.
- **Monitoring Systems** – If required, the Contractor will provide settlement, deformation, ~~and/or vibration monitoring~~ of existing structures, walls, etc. per the project geotechnical engineer or Keller's requirement. Keller is not liable for any settlement, deformation, vibration, movement, damage, or any other negative consequences to existing structures, walls, etc. that could arise from our work.
- **Obstructions** – If Keller encounters obstructions, the Contractor will remove it and backfill as required to allow for completion of our work. Keller has not included drilling or driving through man-made materials such as wood, concrete, steel. During obstruction removal and backfilling, Keller will make reasonable attempts to work in other available areas. However, any standby time incurred as a result of obstruction removal and backfilling will be compensated per the standby rates provided in this Proposal.
- **Surveying** – All required surveying and offsets, pile/pier and wall layout, wall stationing, and as-built drawings will be performed by others. If Keller is performing layout, we require a minimum of four (4) hub-and-tack control points located at column gridline intersections for each proposed building to be provided by the Contractor's surveyor.
- **Laydown Area** – Adequate and secure laydown space for equipment and materials in the immediate vicinity of the work will be provided to Keller.
- **Sanitary Services** – Provide sanitary services to Keller within 100 feet of our work area.

03 Driven Piles

JOBSITE PICTURES

SCOPE OF WORK

Pile Type	Pile Quantity	Pile Length (ft)	Total Pile Length (ft)
14" Square Precast	Café 189 piles	55 feet	10,395 LF
14" Square Precast	Playground 70 piles	55 feet	3,850 LF

INCLUDED WITHIN KELLER SCOPE

- Provide a pile numbering plan for quality control and production tracking purposes.
- One mobilization and demobilization of our equipment and personnel.
- Install driven piles from a working grade of 8' MSL. Any ramps and/or roads will be coordinated with Keller to ensure compliance with our equipment's specifications.
- Installation and performance of ASTM D4945 dynamic load testing on two (2) percent of production piles (PDA testing) to establish pile driving criterion.
- Cutting of production piles to be roughly flush with the working grade elevation.
- Setup of a solar powered remote vibration monitoring system at the existing Main Street bridge foundation for use during the duration of the driven piling scope of work.

VALUE ENGINEERING ALTERNATE

Based on the debris laden fill in this area of the jobsite, Keller proposes the use of nominal 10" diameter open ended steel pipe piles in lieu of the 14" precast piles currently specified. The steel pipe piles will be 80 ksi steel which can be driven through the debris without pile damage where precast piles can break when driving in and around obstructions. The lengths of the piles can be adjusted during the installation of the work, where the precast needs to be ordered ahead of time and will cause delays if pile lengths need to be changed. The steel pipe pile will be a 1:1 replacement for the current pile layout and Keller will provide a bearing plate for the pile for load transfer. The overall cost savings for using pipe piles has been included as a deduct in the pricing table below.

EXCLUDED FROM KELLER SCOPE

- **Chipping** – Keller has not included pile cutting to final cutoff elevations.
- **Corrosion Protection** – Keller has not included corrosion protection measures which correspond to an "aggressively corrosive" environment. As such, the steel piles included

in this Proposal are uncoated. Should the project team believe that additional corrosion protection measures, please notify Keller.

- **Pile Tips** – Keller has not included the furnish or use of pile tips.
- **Pile-to-Footing Connections** – Keller has not included furnishing or installing of any uplift connections, bearing plates, etc. to the shallow foundations.
- **Load Testing** – Keller has not included static pile load testing, or any other testing beyond what is explicitly stated under "Inclusions".
- **Obstructions** – Keller has not included driving through obstructions including but not limited to foundations, fill, boulders, shot rock, abandoned utilities, steel, or wood.
- Any other items not specifically included.

CLARIFICATIONS/ASSUMPTIONS

- **Payment** – Keller will be paid for the lofted length, or the ordered/cast/delivered length of the pile. This is irrespective of the installed pile tip to cutoff length. No deducts will be given for pile cutoffs.
- **Pile Driving Criterion** – Keller will use the results of the PDA testing to determine pile driving criterion to be used for production pile installation. The results of this dynamic testing program could result in modification or adjustment to the pile footage considered in this Proposal. Any adjustments to the pile footage as a result of the dynamic testing program will be paid to Keller.
- **Overdriving** – Keller will drive the piles in accordance with the pile driving criterion as established by the dynamic testing program. Driving piles in excess of this criterion, or "overdriving" the piles, will be considered an additional cost and Keller will be compensated at the pile footage unit rate. Piles driven in accordance with the pile driving criterion as established by the dynamic testing program will be considered acceptable, regardless of the depth of the pile(s).
- **Welding Inspections** – If welded splice connections are required, Keller will install such connections in accordance with general industry standards. Keller has allotted 15 minutes of inspection time per occasion. If welding inspections prevent Keller from continuing pile installation beyond this time allotment, we reserve the right to be compensated for this standby time in accordance with the rates provided in the Pricing section of this Proposal.
- **Equipment Clearance** – The Contractor will provide and maintain level access, including open headroom at all pile locations and a minimum of 4-foot horizontal

clearance from any vertical obstruction, so that Keller's equipment can move under its own power to each location. Overhead power or other utilities may require offsets beyond five (5) feet of clearance to comply with OSHA and/or DOT standards.

- **Protection of Existing Features** – If necessary, the Contractor will protect adjacent or nearby existing structures and their appurtenances, utilities, roadways, etc. from potential damage, debris, or any other negative impacts due to grout, dust, drilling fluids, or drilling spoils generated by Keller's work. Additionally, the introduction of drilling fluids (air, water, or grout) into the subsurface could result in undesirable movement and/or infiltration into adjacent or nearby existing structures and their appurtenances, utilities, roadways, etc. It is the Contractor's responsibility to ensure that said potential or possible undesirable movement and/or infiltration is mitigated. Keller will only be responsible to the extent of its own negligence.

04 Schedule

Following notice to proceed and acceptance of the submittals, Keller will require approximately 4 to 5 weeks to mobilize to site. Note that the final contract schedule will be mutually agreed-upon. We estimate the following durations, working one (1) 10 to 12-hour shift per day and 5 to 6 days per week:

TECHNIQUE 1

- Mobilization — 3 days
- Precast Piles — 4 weeks

05 Pricing

Item No.	Description	Qty	Unit	Unit Price	Amount
	TECHNIQUE 1				
1	Mobilization	1	EA	$60,000.00	$60,000.00
2	Precast Pile Installation	14,245	LF	$69.00	$982,905.00
3	Vibration Monitoring	1	LS	$27,000.00	$27,000.00
				TOTAL BASE PRICE:	**$1,069,905.00**
				DEDUCT FOR KELLER VE OF PILE TYPE:	**($185,000.00)**
ADD	*Performance and Payment Bond*	*1%*	*LS*	--	--
	TECHNIQUE 1				
ADD	*Precast Pile Length > 14,425 LF*	--	*EA*	*$70.00*	--
ADD	*Pile sleeves > 5,000 LF*	--	*LF*	*$4.00*	--
ADD	*Standby Time*	--	*HR*	*$1,100.00*	--

DocuSign Envelope ID: DB17A176-C8B1-4B95-8630-10A5A54C580E

EXHIBIT E

Appendix A – Keller Overview

A1. About Keller

With operations in more than 40 countries across six continents and annual revenue of about $3.5B, Keller is the largest independent geotechnical contractor in the world. Keller's model of globally connected local businesses enables us to provide our clients with the best of both a small local company and a large global organization.

Each of our businesses comprises local personnel with extensive local capabilities, experience, and knowledge backed by Keller's global financial strength and resources. And as a part of the connected global group, our personnel have access to our worldwide network of experts when needed, ensuring the world's best geotechnical engineering and operational capabilities are available to our local customers.

Keller is proud of our management systems in Health, Safety, Environment, and Quality. We are highly focused on achieving the goal of zero incidents and injuries through effective leadership and management. This drive is underpinned by our "Think Safe" philosophy and our commitment to the continual development of a positive culture of understanding, transparency, learning, and innovation. We comply with environmental regulations and manage equipment, materials, and processes to produce a lean, efficient operation. Keller leads the industry in the development and implementation of real time quality monitoring and control and conventional quality control programs.

The extensive operating capabilities offered by Keller allow us to provide the most complete range of foundation and geotechnical construction solutions using the widest range of techniques. Our extensive fleet of specialized piling and drilling machinery is supported by modern maintenance and workshop facilities. Our risk management and relationship-based approach to project design and delivery have earned us the reputation as the trusted partner to deliver a successful project.

Keller's reputation is built on a culture of engineering excellence and a commitment to continual innovation. With a strong knowledge of local geology, work procedures, and established labor relations, Keller maintains a financially strong, well-trained local workforce with an uncompromising commitment to HSEQ industry best practices.

A2. Keller's Range of Techniques

Keller offers the broadest range of specialty geotechnical construction technologies in the industry, along with unparalleled engineering capabilities and a deep understanding of constructability issues.



A3. Keller's HSE Commitment

Keller is the world's largest independent ground engineering specialist, renowned for providing technically advanced and cost-effective foundation solutions. Our reputation is built on engineering excellence, a commitment to our people, and continuous innovation and improvement. Health, Safety, and Environment (HSE) have always been fundamental to our work, and our commitment to a culture of caring and excellent HSE standards in all our operations is at the forefront of our vision.

Keller's HSE Management System provides all Keller operations with a clear methodology for safe and efficient performance to meet or exceed customer expectations. The HSE Manual establishes a core company philosophy aimed at controlling risk related to health, safety, and the environment and embodies compliance with all federal, provincial, state, and local regulations. It provides a framework for providing Keller employees with the tools necessary to protect themselves, customers, subcontractors, vendors, and visitors during the performance of our work from injuries, illnesses, property and equipment damage, and preclude negative environmental impacts.

Keller's leadership is committed to maintaining the health and safety of its employees, customers, contractors, and the general public, as well as preserving the integrity of our environment. We affirm our responsibility to define, implement, maintain, and improve our HSE system, with the objective of eliminating any potential for harm arising from our operations. We adhere to our Think Safe Program, which is broken into three elements: Think Safe (How we plan our work), Work Safe (How we execute our work), and Go Home Safe (How we continuously improve our caring culture).

Our people are our most valued resource. We invest in their skills and knowledge to deliver a consistently successful and safe operation. To deliver the correct training and development at the right time, we have identified the following hierarchy to describe the levels of competence: Certified Person (passed an exam administered by a third-party organization), Competent Person: (documented and proven knowledge, skills, and experience and can make decisions and take corrective actions on a specific subject), Qualified Person (documented training and knowledge to enable them to complete a specific task) and Authorized Person (received general training awareness and is authorized to complete a specific task).

Keller believes it is important to involve all employees in continuously improving safety. Employees are encouraged to actively engage in the Daily Safety Briefings conducted before each shift. Active engagement during these meetings is critical for identifying hazards associated with the day's tasks and implementing effective controls. Employees are encouraged to make suggestions without fear of retaliation to aid in the continuous improvement of the Keller HSE Management System. Employees are assigned to safety committees when their experience, knowledge, and commitment will help advance our HSE culture and objectives.

The Keller HSE manual and standards are periodically reviewed and updated to assess system effectiveness and modifications needed, and to ensure all standards, specifications, and legal requirements are met. Copies are available upon request.

DocuSign Envelope ID: DB17A176-C8B1-4B95-8630-10A5A54C580E

EXHIBIT E

Appendix B – Standard Terms and Conditions

B1. Standard Terms and Conditions

SPECIFIC TERMS & CONDITIONS

The following items for project support/execution are specifically excluded and, if required, must be provided by Contractor and/or Owner (hereinafter "Client") at no cost to Keller, unless otherwise specified in this proposal:

Confined Spaces Training and Operations: All time and costs associated with confined space training and operations. Client to provide safe access for Keller personnel, appropriate lighting, ventilation and other required safety measures including stand-by/rescue personnel and equipment. Even if not meeting the OSHA definition of Confined Space, Client to provide safe access for Keller personnel, appropriate lighting, and ventilation for all work areas.

Design-Build Specification Approvals: Approval by any engineer and/or government entity for a Keller-provided design.

Engineering: All plans, specifications and designs necessary for the work.

Excavation and Spoil Removal: All necessary excavation, loading, hauling and proper disposal of spoils, including removal of solid and liquid waste materials, which may include drill cuttings, grout, and waste stone, resulting from Keller's operations.

Layout: All general and specific layout, including, continuous and complete survey, field layout, line, and grade at all work locations and any post construction and/or as-built surveys of the completed work.

Licenses: All licenses beyond Keller's current licensing.

Noise and Dust Control: Noise abatement measures/devices (*e.g.*, sound walls) and ventilation and/or dust control barriers to the extent required by federal, state or local authorities. Street cleaning and truck wash down facilities.

Obstruction Removal: Costs resulting from manmade or naturally occurring obstructions. Schedule extensions shall also be granted for time required to address obstructions.

Permits and Easements: All site permits and easements required to legally perform the work.

Protection and Restoration: Protection and restoration of all pavements, surfaces, finishes, landscape, hardscape, utilities, structures, or any other element, directly or indirectly affected by Keller's operations. Excavation, backfilling, grading or sealing work required on the site to restore the site to the original or finished grade.

Site Restoration: Provision and placement of fill material necessary to restore site to required grade after the site has been lowered as a result of densification operations. Re-compaction of the upper one to two feet of loose surface material following general grading after the installation of a ground modification system. Restoring pavement, hardscaping, landscaping, grass or any other site feature.

Site Security: Site security including watchmen during non-work hours.

Support and Protection of Adjacent Ground and Structures: Supporting, monitoring, and protecting onsite structures, adjacent structures, roadways and utilities.

Testing and Inspections: Any required instrumentation, movement or vibration monitoring, site/building condition surveys, laboratory or field materials testing, construction/materials inspection services, and services of a geotechnical or structural engineer.

Traffic Control: All pedestrian and vehicular traffic control, including signs, signals, devices, barricades and flagmen.

Water Control: All work necessary to control and maintain the site and excavation free of ground or surface water problems as they relate to Keller's operations.

The following items for project support/execution are required and must be provided by Client at no cost to Keller, unless otherwise specified in this proposal:

Electricity: Uninterrupted electric service rated at **110** volts/**50** amps within **100** feet of Keller's operations.

Hoisting Support: Operated and manned equipment to handle, load and unload Keller equipment, tooling, and materials at site. Crane service will also be required on an intermittent basis throughout the project for handling materials on-site.

Lighting: Reasonable site lighting for safe operations and site security.

Preconstruction Surveys: Existing condition surveys of buildings, utilities, and facilities shall be performed/provided by Client after site preparation/demolition and prior to Keller commencing work.

Sanitary Facilities: On-site sanitary facilities for use by Keller's employees.

Sequential Access: Work is to be made available in a sequence that will enable Keller to work efficiently and systematically without restriction. Keller's Proposal is based on its ability to carry out the work in an organized, sequential, continuous, uninterrupted, and efficient manner during regular working hours, Monday through Friday, in a single mobilization to the site. The commencement, durations, and sequence of Keller's work will be based upon mutually agreed-to start and end dates. Schedule amendments shall be mutually agreed-to between Keller and Client. Keller reserves the right to work overtime or weekends at Keller's own discretion without incurring charges for inspection, site overhead or other indirect charges. In the event that Keller's work is interrupted, impeded, or disrupted for any reason beyond its control, Client shall compensate Keller for standby of the crew and equipment.

Site Access & Working Platform: Client shall provide and maintain access to the site and Keller's work. Client to prepare and maintain clear, well drained, uninterrupted access ways, ramps and working platforms suitable for Keller equipment and trucks moving under their own power without mats in order to allow work to be carried out in an orderly, efficient, safe, and uninterrupted manner for the duration of Keller's operations. Working platform shall be capable of supporting the ground pressures and surcharges applied by Keller's equipment without additional timber mats or other means to distribute surcharges from equipment. Crew personnel should be able to walk safely in the work areas with mud no deeper than 2 inches. Client shall promptly remedy access issues which impact safety or the work. Any expense incurred by Keller due to lack of safe access to the work area, as described above, shall be charged as extra work. Access includes adequate ramps and platforms at suitable levels and should be available at the time and to the extent necessary to suit Keller's operations. Keller's use of crane mats shall be considered extra.

Site Preparation: Client to remove surface, subsurface, or overhead obstructions, topsoil, brush, organic material and other unacceptable material as necessary for Keller to safely perform its work.

Site Work: All excavation, backfilling, grading or compaction work is to be furnished by Client in a timely manner, so as not to impede the progress of the work or cause damage to finished work.

Site Yard Space: An area on-site and adjacent to the work, for Keller's equipment, material storage, workshop, site office(s), and parking for Keller employees' vehicles.

Utilities: Client is obligated to ensure that all utilities are properly located including the proper notification of any utility locating service applicable to the work. All existing above and below ground utilities which may be affected by the work shall be located and exposed, removed, protected and/or relocated by Client. The extent and location of adjacent utilities and services left in place shall be clearly and accurately marked out on site and shown to a Keller representative prior to the commencement of work. Client to ensure any overhead lines are de-energized and/or relocated in advance of Keller's work to ensure continuity of Keller's operations without delay. No low headroom equipment is included in Keller's price. Client agrees to hold Keller harmless from liability and responsibility for any damage to any such utilities not thus indicated. It is possible that damage may occur as a result of heave, settlement or intrusion caused by Keller's work due to the unforeseeable condition of the ground or utility. Consequently, Client agrees to hold harmless Keller from liability and responsibility for damages thus caused.

Waste Removal: Client to provide centrally located dumpsters or waste containers for disposal of all waste and debris generated from Keller's operations.

Water Control: Client to prevent surface water and subsurface or groundwater from accumulating in and on the project site and surrounding area and to provide local disposal of wastewater created by Keller's operations. Client must maintain the water table at least **10** feet below the grade of Keller's work area.

Water Supply: Procure and supply adequate clean, potable, fresh water for the conduct of the work within **100** feet of Keller's work. The water supply should be at a minimum rate of **100** gpm at **80** psi; a working fire hydrant is sufficient.

GENERAL TERMS & CONDITIONS

The following additional commercial terms and conditions are part of Keller's Proposal, unless otherwise specified in this proposal:

Backcharges or Claims: Keller must receive three (3) days advance written notice of a potential backcharge/claim and an opportunity to cure the same. No backcharge will be valid unless the same is agreed to and signed by a properly authorized representative of Keller.

Bonds: The cost of a bond premium is not included in the contract price. If desired by and paid by Client, Keller will furnish a Payment and Performance bond. Payment for any bonds furnished by Keller will be invoiced separately at the time such bonds are furnished.

Changed Conditions: Keller's familiarity with the work is based on its reasonable surface inspection and investigation. Notwithstanding any other provisions or requirements in the contract documents, the obligations of Keller are to perform a reasonable review and investigation of the contract documents and the project site. Keller shall not be held liable for latent site conditions or latent defects and/or omissions in the contract documents. Notwithstanding any and all clauses contained in the contract documents, if Keller, during its work, encounters 1) subsurface or latent physical conditions which differ from those indicated in this Proposal or in documents provided by Client, or 2) unknown physical conditions of an unusual nature, differing from those ordinarily encountered, then Keller shall be entitled to an equitable adjustment to the contract price and contract schedule to compensate it for such changed condition.

Changes by Others: Client shall compensate Keller for additional engineering services or additional costs resulting from changes made by others to Keller's design, construction methods, or scope of work.

Confidentiality and Document Ownership: All specifications, drawings, price and technical data submitted by Keller are to be treated as proprietary and confidential and shall not be used for any purpose other than the evaluation of this Proposal, nor shall such information be disclosed to any third party for any purposes without the express written consent of Keller. Such information shall remain Keller's property and be returned to Keller upon demand. Keller shall retain the copyrights in and to its designs, drawings, specifications and instruments of service. Keller's designs have been prepared for exclusive use by Keller and based upon, and in anticipation of, Keller performing and completing the work called for in such designs. Keller makes no warranties or guarantees as to the suitability of the designs for use or construction by others. The designs are subject to protection under the Copyright Act of 1976 and Architectural Works Copyright Protection Act of 1990. Use, control, reproduction, publication, or dissemination of such designs without the prior written consent of an authorized representative of Keller is strictly prohibited. The designs are not intended or represented to be suitable for use/reuse by

Client for construction not performed by Keller, or on extensions and/or expansions of the project or on any other project. Any such use by Client without written verification or adaptation by Keller for the specific purpose intended will be at Client's sole risk and without liability or legal exposure to Keller. Further, Client agrees to indemnify and hold harmless Keller from all claims, damages, losses and expenses including attorneys' fees arising out of or resulting from such unauthorized use.

Contract Documents: Information used to prepare this Proposal has been furnished to Keller by Client or Client's representative. If conditions are not in accordance with the information furnished, the recommended procedures, scope of work, and price of this Proposal may not necessarily apply. The responsibility for delays or liabilities incurred by conditions other than those represented shall be borne by Client. Keller assumes no legal liability for the design accuracy of the contract documents and shall be held harmless from the same.

Dispute Resolution: Any controversy or claim arising out of or relating to this Proposal, except for actions to enforce mechanics' lien or payment bond claim rights, shall be settled first by executive level negotiation. If the dispute cannot be settled through direct discussions, the parties shall endeavor to settle the dispute by mediation under the Construction Industry Mediation Rules of the American Arbitration Association. If mediation does not resolve the dispute, any further proceedings shall be by arbitration in accordance with the Construction Industry Arbitration Rules of the American Arbitration Association, and judgment upon the award rendered by the arbitrator(s) may be entered in any court having jurisdiction. Arbitration proceedings shall take place in the state and county where Keller's contracting office is located. The law governing the interpretation of this Proposal shall be the law of the state where the project is located, without regard to its conflicts of laws provisions. It is expressly agreed that in any arbitration the arbitrator shall award reasonable attorney's fees and costs to the prevailing party. Notwithstanding, Keller shall not be compelled to stay any mechanics' lien or payment bond enforcement actions.

Exclusions: Any items of work not specifically included in this Proposal shall not be the responsibility of Keller.

Force Majeure: Keller shall be excused, and Client shall hold Keller harmless, from any liability for default, disruption, or delay in the completion of the work when caused directly or indirectly by strike or similar official labor dispute, riot, war, public disturbance, terrorism or threat of terrorism, act of the public enemy, act of God, fire, explosion, storm, flood, epidemic/pandemic (including any named pandemic), quarantine restriction, decree of Government, or other similar circumstance beyond Keller's control. For any Force Majeure delay, Keller shall receive an equitable adjustment to the contract schedule and duration to account for such disruptions and impacts.

Hazardous Material: Keller shall not be responsible or liable for the treatment, storage, release, or disposal of preexisting contaminated and/or hazardous materials encountered during drilling operations or during the performance of Keller's work in general, and/or claims arising from the discharge, release, or exposure of or to such materials. In the event Keller encounters such materials during the performance of its work on the project, Keller shall be permitted to cease work in the area and shall not be obligated to continue work in the area until such time as the materials are properly removed, disposed of, and/or rendered harmless by Client. Client agrees to indemnify, defend, insure, and hold harmless Keller, its parent, affiliates, and their directors, officers, agents, and employees from and against all liabilities, losses, damages, demands, claims, suits, fines, penalties, or expenses, including attorneys' fees, arising out of or related to the excavation, release, discharge, exposure, or handling of hazardous materials pre-existing and encountered on site. Keller shall be entitled to an equitable adjustment to the contract price and contract schedule for all delays, impacts, and other damages incurred by Keller arising from or related to the discovery of hazardous and/or contaminated materials on site and/or the treatment, storage, transportation, or disposal of such materials by others.

Indemnity: Subject to the terms of the Limitation of Liability Clause below, and further subject to the accurate representations of soil conditions having been provided to Keller prior to its work, Keller shall indemnify and hold harmless Client and its agents and employees from and against all claims, damages, losses and expenses, including attorneys' fees, but only to the extent of the negligence of Keller, provided that any such claim, damage, loss or expense (1) is attributable to bodily injury, sickness, disease or death, or (2) to the injury to or destruction of tangible property (other than the work itself), including the loss of use resulting therefrom. Any defense shall be provided by counsel of Keller's choosing. In any case in which Keller provides a defense, if it is later determined that any of the indemnified parties is liable for all or any part of a claim or damage, Keller shall be entitled to recover its proportionate share of all costs, expenses and attorneys' fees relating to said defense from the indemnified parties.

Insurance: Keller will provide the following insurances within limits as shown. Comprehensive General Liability: $1,000,000.00 (Combined Single Limit, Bodily Injury and Property Damage); Automobile Liability: $1,000,000.00 (Combined Single Limit, Bodily Injury and Property Damage); Workman's Compensation: Statutory; and Professional Liability: $1,000,000.00 (only if Keller provides design services). *Special Coverages such as railroad protective or marine insurance are specifically excluded and may be available at an additional cost. While Keller shall carry the above insurance, it shall not add Client or its agents as additional insureds. If such additional insured coverage is required, such coverage shall be limited to the extent of Keller's negligence, shall be provided on forms of Keller's choosing, and may carry additional costs.*

Labor Affiliations: Keller will employ open shop labor. In the event union labor must be used, Owner/Contractor will pay Keller for the cost differential. For union labor contracts, if Keller's work under this Preliminary Proposal is delayed beyond May 31 of the calendar year of this agreement, due to no fault of Keller, Keller shall be entitled to compensation for escalation in labor rates.

Lien Rights: Keller will not waive its lien, bond or statutory rights prior to performing its work. Any form or contract language wherein Keller purports to waive its lien, bond or statutory rights is hereby qualified by the following language, whether or not Keller specifically adds the language: "*This*

release shall apply only to work for which payment has been received in full by Keller; shall not apply to unbilled changes, claims that have been asserted in writing, or claims that have not yet become known to Keller; and shall be conditional upon receipt of funds to Keller's account."

Limitation of Liability: Client agrees to hold harmless Keller for liability and/or responsibility for defects of any kind whatsoever arising from a cause which is outside Keller's immediate control or knowledge, or for any fault in the junction between Keller's work and subsequent work carried out by others. Keller shall protect its work up to and including the date of final completion and acceptance of its work only and shall not be held liable for damage to Keller's work caused by others. Keller will perform the work in a good and workmanlike manner in cooperation with Owner, Contractor, or Owner's Engineer/Architect. However, Keller shall be held harmless from liability for any damage to the structure, landscaping, utilities, French drains, septic systems, wells, etc. and/or any consequential damages that may result from the normal performance of the work. All utilities and other services left in place shall be located, exposed, and shown to Keller's onsite representative prior to commencement of work.

Liquidated Damages & Delay Damages: Client agrees to hold harmless Keller from liability or responsibility for any delay damages, or time-related penalties arising from the work, including but not limited to, liquidated damages, direct damages, indirect damages, consequential damages, acceleration, overtime, extended overhead, and other delay related damages.

Material Escalation: Keller's Proposal is based on current market conditions and is inclusive of tax and delivery surcharges. If, during the performance of the contract, the price of the identified material increases above the originally estimated material costs, through no fault of Keller, then the contract price shall be equitably adjusted by an amount reasonably necessary to cover any such price increases.

Material Unavailability: If Keller's work is delayed, disrupted, or otherwise impacted due to shortages of, and/or the inability to timely procure and/or deliver to the site, certain required materials and/or manpower, through no fault of Keller, then Keller shall be entitled to an equitable adjustment to the contract schedule to account for such impacts. To the extent the causes identified herein result in an increase in the price of materials used in the performance of the work, Keller shall also be entitled to an equitable adjustment to the contract price by an amount reasonably necessary to cover any such cost increase, provided Keller presents documentation of such increases and evidence of Keller's reasonable efforts to find alternative sources of material supply at the original/un-impacted prices.

MBE/WBE/DBE/SBE: Keller excludes all MBE/WBE/DBE/SBE and local residency participation requirements and penalties.

Obstructions: Keller shall be compensated for the costs of excavating, removing, or otherwise dealing with such obstructions per the Schedule of Prices in the Proposal or agreed upon rates. Schedule extensions shall also be granted for time required to address obstructions. Tooling expended dealing with natural or manmade obstructions will be repaired/replaced at Client's expense at cost plus reasonable overhead and profit.

Payment Terms: Payment will be made within thirty (30) days of the dates on which progress invoices are rendered for the full amount of the proportion of the contract price represented by the work performed and materials delivered during the preceding month, less a maximum of five percent (5%) of such amount for retainage. No further retention shall be deducted after the amount invoiced exceeds 50% of the contract price. Final payment including retention shall be made within thirty (30) days after the completion of Keller's work, regardless of the anticipated project completion date. Prices quoted herein are in USD and shall be paid in USD to Keller via wire or check. A service charge of one and one-half percent (1-1/2%) per month will be added to all amounts which remain unpaid for the period of thirty (30) days beyond the time specified for payment. Payment will not be withheld in the event Owner withholds payment from Contractor through no fault of Keller. If Client fails to make a payment or payments to Keller as herein provided, Keller may stop work upon seven (7) days' written notice without prejudice to any other right it may have. Client agrees to pay Keller, in addition to the interest set forth above, all legal fees and costs incurred by Keller in its efforts to recover withheld funds. This Proposal is made based upon the understanding that Keller's right to Mechanic's Lien and/or Bond Claim has not been waived. At final payment, Keller will release any right Keller may have against Client for labor and materials furnished and for work installed by Keller. Any setoff conditions are specifically excluded and waived by Client. Keller will not offer any discount for payments made earlier than what is required in this Paragraph.

Period of Acceptance: This Proposal is offered for acceptance for a period of thirty (30) days. The terms and pricing of this Proposal shall not be extended beyond thirty (30) days without the written consent of Keller.

Standard Contract Use: This Proposal when signed by both parties shall be the Agreement. Any other contract form will require Keller's review and must be fair and equitable. In the event of use of another form of contract, this Proposal shall be incorporated therein in its entirety, and shall supersede all conflicting terms of such contract.

Tax Exemption: All sales and use taxes are included unless the bid documents specify the project is tax exempt. If the project is tax exempt, Client to provide Keller with the project specific tax-exempt certificate, prior to start of work.

Termination: In the event of termination of the work (for convenience or otherwise), Keller shall be paid for its work in place through the date of termination, plus any materials purchased, demobilization and termination costs, and reasonable overhead and profit on the same.

Vibration Liability: Keller cannot accept any liability for disturbance to existing structures and their inhabitants on or near the site. Keller requires that Client indemnify Keller against any and all claims for such disturbances (including settlement) and also take precautions as necessary to avoid any such claims. This may include vibration monitoring, excavating trenches around the affected area, etc.

Warranty: There are no expressed or implied warranties by Keller other than those described in these terms and conditions. The limit of Keller's warranty will be one (1) year from the completion of its work.

DocuSign Envelope ID: DB17A176-C8B1-4B95-8630-10A5A54C580E

EXHIBIT E

KELLER



The leading geotechnical specialty contractor

DocuSign Envelope ID: DB17A176-C8B1-4B95-8630-10A5A54C580E

EXHIBIT E

COJ Riverfront Plaza - Jacksonville, Florida

INCLUSIONS

Qualifying ¼" fillet weld. (Additional weld size is subject to price change.)
Layout, setup torch, cut pipe, grind. – 1.25 Man Hours
Fit Plate, tack and level ¼" fillet weld around 10" od pipe; approx 33" of weld. – 1.25 Man Hours
Total of 2.5 Man Hours per pile at 259 Piles – 647.5 Man Hours

1. **Elevation of piles to be marked by GC.**
2. **Adequate room for man to weld by GC.**
3. **Excavation of dirt around piles by GC.**
4. **Water removal around piles by GC.**

EXCLUSIONS

1. **Any equipment needed to access piles due to site conditions; if any.**
2. **Any materials.**
3. **Inspections by others.**

725 U.S Highway 90 E
Baldwin, Florida 32234 USA
(904)338-5687
info@metalcraftersllc.com

DocuSign Envelope ID: DB17A176-C8B1-4B95-8630-10A5A54C580E

EXHIBIT E

Proposal

Proposal Submitted to: Haskell | DATE: 3/18/24

Address: 5253 West 12th Street

Job Name: COJ Riverfront Plaza | Job Number:

Job Location: Jacksonville, FL

Phone Number: 904-477-7716

We hereby submit specifications and estimates for:

Steel Pile Cutoffs -

Labor - 647.5 at $65.00 = 42087.50

Torch Gas/Torch Consumables/Welding Consumables = 7500.00

20 Pipes per day would be capacity

We propose to furnish material and labor - complete in accordance with the above specifications for the sum of: $ **49,587.50**

With payments to be made as follows: 30 days from completion.

Any alteration or deviation from above specifications involving extra costs will be executed only upon written order, and will become an extra charge over and above the estimate. All agreements contingent upon strikes accidents, or delays beyond our control.

Respectfully submitted: Chris Goodman

Note - Due to volatility in the steel market this proposal is valid for 30 days and will be subject to review after that.

Acceptance of Proposal

The above prices, specifications and conditions are satisfactory and are hereby accepted. You are authorized to do the work as specified. Payments will be made as outlined above.

Date of Acceptance:

Signature:

Signature:

Metal Crafters LLC.
WELDING • FABRICATION

904-338-5687

DocuSign Envelope ID: DB17A176-C8B1-4B95-8630-10A5A54C580E

Scope:	32 31 FENCING
Job No:	4400661
Project:	COJ Riverfront Plaza Upland Work - Phase I
Estimator:	BMM
Bid Date:	2/29/24 2:00 PM
Scope Notes:	

Company:	Guardian Fence and Gates
Contact:	Hunter
Phone:	904-463-6427
Email:	hunter@guardianfence-gates.com
Lead Times:	
Quote Good for #days?:	
Notes:	

HASKELL

				Bid Total :		$43,303				$43,303		
				$36,550								
				Haskell Estimate		C				CARRY		
Spec	Description	Haskell Quantity	UM	U.P.	Total Price		U.P.	Total Price		U.P.	Total Price
	BASE BID				-			27,190	C		27,19
					-			-	C		-
4/L01.34	F-1: 6' HT FENCING, INCL. OMEGA ARCHITECTURAL PANELS, BLACK POWDERCOATED, IN-GROUND POST & FOOTING	430	LF	85.00	36,550	Y		Incl.	C		In
	Note: Per Spec - Basal Grey				-	Y		Incl.	C		In
	MOCKUP				Incl. Above	Y		Incl.	C		In
					-			-	C		-
	4' HT FENCING, INCL. OMEGA ARCHITECTURAL PANELS, IN-GROUND POST & FOOTING ALLOWANCE	240	LF	65.00	Not Incl.	HSK-A		15,600	C		15,6
					-			-	C		-
	Wage Type										
	Small/Minority Business Type										
	Addenda ___ Through ___										
	SUBTOTAL				36,550	Y		42,790	Y		42,790
	Sales Tax	7.50%				N		Included Above	N		Included Above
	Sub/Vendor Bond	1.20%				Y		513	Y		513
	TOTAL				$ 36,550			$ 43,303			$ 43,303
	Alternate "1"										
	Alternate "2"										
	Alternate "3"										
	Alternate "4"										

EXHIBIT E

DocuSign Envelope ID: DB17A176-C8B1-4B95-8630-10A5A54C580E

EXHIBIT E

GUARDIAN FENCE

March 7, 2024

FENCE QUOTE

To ESTIMATOR

Re COJ RIVERFRONT PLAZA

Subject FENCE QUOTE

Guardian Fence & Gates, a leader in perimeter security throughout the Southeastern United States intends to submit a bid for subject project The scope of work is to furnish and install fencing as follows in the project details, with the highest standards in accordance with the American Fence Association

- PLAYGROUND FENCE - TO INCLUDE
  1) **Provide and install** approximately **432' of 6' High, Basal Grey** in Color, **Architectural Omega** Aluminum Fence **(Drawing L01-34 / 4)**
     a 3" Line, Corner, End Posts
     b **All Post Set in Concrete**

TOTAL COST - $27,190.00

- This quote is only good until May 3rd, 2024
- Standard Exclusions Staking, Grading, Grounding, Clearing, Bollards, Intercom Devices, ***Intercom Wiring & Conduits, High & Low Voltage Wiring / Conduits,*** Concrete (other than post foundations), any other item not specifically listed, and Padlocks

Any Questions please feel free to call at 904-463-6427

Accepted by Date

Hunter Brown
Guardian Fence and Gates
5220 West Beaver Street
Jacksonville, Fl 32254
Office 904-581-9813
Phone 904-463-6427
Email Hunter@guardianfence-gates.com

EXHIBIT E

Bid Proposal: Fencing & Gates

Printed on Mar 7, 2024 at 9:33 AM EST

COJ Riverfront Plaza Upland Work - Phase I

2 Independent Drive, Jacksonville, FL 32202, United States of America

Sent proposal: $27,190

Submitted Mar 7, 2024 at 9:27 AM EST

Guardian Fence and Gates LLC
5220 West Beaver Street, Jacksonville, FL 32254, United States of America

andrew williamson | President | +1 904-612-1276 | drew@guardianfence-gates.com

Line Items

Description	Quantity	Unit Cost	Total Cost
Fencing & Gates			$27,190
Base Bid			**$27,190**

Inclusions

F-1 6' HT FENCING, INCL. OMEGA ARCHITECTURAL PANELS, BLACK POWDERCOATED, IN-GROUND POST & FOOTING, AT PLAYGROUND AREA	Yes

General Acknowledgments

PLEASE REVIEW AND ACKNOWLEDGE THE FOLLOWING GENERAL REQUIREMENTS:

All Bids shall remain valid for a minimum of 90 days from the date submitted.		Yes
Did Subcontractor review the schedule?		Yes
Do you have any comments or concerns with schedule?	na	
Please note your EMR Rate	1	
All Subcontractors will be required to participate in Haskell's safety program "SafeMatters". There is a $40 fee per employee to register in this program. This shall be included in your proposal for each employee that will be working on the jobsite.		Yes
Haskell's insurance requirements are noted in Section 10 of the Subcontract Terms and Conditions. Subcontractor has reviewed these requirements and confirms they can meet them as stated.		Yes
Subcontractor confirms they have reviewed the Haskell standard Contract Terms and Conditions and accepts them as written or has provided a list of requested changes with their proposal.		Yes
Haskell's Code of Safe Practices is included with the bid documents and is Haskell's standard safety requirements for all Subcontractors. Subcontractor confirms it has reviewed and accepts these terms as written or has provided a list of requested changes with their proposal.		Yes
Subcontractor confirms they have reviewed the BIM Subcontract Attachment and accepts these terms as written or has provided a list of requested changes with their proposal.		Yes
Subcontractor has included and is responsible for all Sales and Use taxes for the project location.		Yes

powered by BUILDINGCONNECTED

EXHIBIT E

COJ Riverfront Plaza Upland Work - Phase I

2 Independent Drive, Jacksonville, FL 32202, United States of America

ADDENDA AND RFI:

Please acknowledge receipt and inclusion of Addendum #1 dated February 22, 2024, and Addendum #2 dated February 28, 2024, into your pricing proposal.	Yes
Please confirm you received and reviewed RFI responses #1 through 96.	Yes

LEAD TIME:

Do any of your materials have long lead times?	No
Please specify lead times for materials, specifically long lead items.	NA

INFLATION/ESCALATION:

What inflation/escalation percentages are you carrying, if any?	NA

LABOR HOURS:

Please provide total labor hours for this project	25

Bond Information

What is your bond rate?	0 %

Labor Rates

Please note hourly rates for your employees or crews on a separate attachment	$65 /per hour

Certifications

Do you represent a certified JSEB (Jacksonville Small Emerging Business)?	No

Disclaimers and Clarifications

SUBCONTRACTOR SHALL REVIEW AND INCORPORATE THE FOLLOWING BID REQUIREMENTS WITH THEIR PROPOSAL:

All Bids shall remain valid for a minimum of 90 days from the date submitted.

All bidders must complete the Haskell online Vendor Qualification Form. This will be required prior to any awards on the project and help us gauge the qualifications of bidders. To fill out this form, bidders must go to this website: http://www.haskell.com/subcontractors, and click on the link in the center of the page labeled "Vendor Management System".

A preliminary project schedule was provided with the bid documents. Subcontractor is responsible for reviewing this schedule and submitting a bid with the manpower and hours required to meet the schedule. If Subcontractor has any objections with the schedule, they shall clearly note these within their proposal.

Subcontractor shall furnish all necessary labor, insurance, materials, supervision, services, tools, equipment, transportation, hoisting, shop drawings, samples and all other services necessary to fully perform and complete the Work required by this Subcontract

Subcontractor is responsible for all equipment necessary for hoisting and offloading material required for this scope of work as well as elevated access for their work.

Warranty period is one year for labor, materials, and equipment from the project substantial completion date, excluding any manufacturer warranties that may extend beyond this period. Warranties shall commence at Substantial Completion only, not delivery, start-up or other earlier dates.

Subcontractor is responsible for daily clean-up of their work. Daily clean up shall mean "broom clean" of the area(s) being worked, regardless of area size, and leaving area with materials, tools, and equipment neatly straightened/organized. All brooms, scoops, garbage transport containers, or other accessories, necessary for clean-up of this scope, are the responsibility of this scope. For failure to clean up daily or maintain housekeeping standards, Haskell will provide a 24 hour warning prior to backcharging Subcontractor for participation in composite clean-up crew or may employ cleaning services at Subcontractor's expense.

Additional Information

Notes Please see attached bid proposal.

Attachments

Guardian Fence_COJ Riverf... (173 KB)

Scope:	32 33 SITE FURNISHING_UPLAND	Company:	BrightView Landscape Development
Job No:	4400661	Contact:	J'Anne Linsler
Project:	COJ Riverfront Plaza Upland Work - Phase I	Phone:	407-785-7458
Estimator:	BMM	Email:	Janne.Linsler@brightview.com
Bid Date:	2/29/24 2:00 PM	Lead Times:	
		Quote Good for #days?:	
Scope Notes:		Notes:	SUPPLY & INSTALL
		Bid Total :	$432,652
			$292,699

HASKELL

Spec	Description	Haskell Quantity	UM	Haskell Estimate U.P.	Haskell Estimate Total Price	C	C U.P.	C Total Price	CARRY	CARRY U.P.	CARRY Total Price
	BASE BID				-			-	C		-
	MATERIALS:							421,722	C		421,722
	Uplands:								C		-
323323.010	(SF-1) BENCH, GENERATION 50 (6' LENGTH)	37	EA	3,254.03	120,399	Y		Incl.	C		Incl.
323323.010	(SF-2) TRASH RECEPTACLE, GENERATION 50 LITTER	5	EA	1,571.53	7,858	Y		Incl.	C		Incl.
323323.010	(SF-3) BIKE RACK, BOLA	14	EA	564.03	7,896	Y		Incl.	C		Incl.
323323.010	(SF-5) OUTDOOR SHOWER (316S/S), 565 SM ADA w/FOOT WASH	1	EA	5,887.46	5,887	Y		Incl.	C		Incl.
323323.010	(SF-6) WOOD BENCH - TYPE 1, IPE-STUDIO 431 (STACKED -3-LEVELS, 7'-6" x 11'-4" x 3'-0" HIGH)	1	EA	34,035.00	34,035	Y		Incl.	C		Incl.
323323.010	(SF-7) WOOD BENCH -TYPE 2, IPE-STUDIO 431 (1'-3" x 3'-0" x 1'-6" HIGH)	5	EA	3,095.00	15,475	Y		Incl.	C		Incl.
323323.010	(SF-8) WOOD BENCH -TYPE 3A-STUDIO 431 (2'-6" x 2'-0" x 2'-0" HIGH)	1	EA	3,802.00	3,802	Y		Incl.	C		Incl.
323323.010	(SF-8) WOOD BENCH -TYPE 3B-STUDIO 431 (1'-3" x 3'-6" x 2'-6" HIGH)	1	EA	3,578.00	3,578	Y		Incl.	C		Incl.
323323.010	(SF-8) WOOD BENCH -TYPE 3C-STUDIO 431 (5'-0" x 2'-3" x 2'-6" HIGH)	1	EA	5,216.00	5,216	Y		Incl.	C		Incl.
323323.010	(SF-8) WOOD BENCH -TYPE 3D-STUDIO 431 (3'-6" x 3'-0" x 2'-6" HIGH)	1	EA	5,078.00	5,078	Y		Incl.	C		Incl.
323323.010	(SF-9) TERRACED WOOD BENCH-APPROX, 54 LF LF-STUDIO 431	1	EA	45,529.00	45,529	Y		Incl.	C		Incl.
	DELEGATED DESIGN OF TERRACED WOOD BENCH	1	LS		Incl.			-	C		-
323323.010	FREIGHT	1	LS	20,592.00	20,592	y		Incl.	C		Incl.
323323.010	SALES TAX	1	LS	17,353.00	17,353	y		Incl.	C		Incl.
	INSTALLATION:				Incl.	Y		Incl.	C		Incl.
	LASER SCAN CONCRETE WALL AT SF-9; TERRACED SEATING IS CUSTOM PRODUCT; REQ. PRIOR TO PRODUCTION					D		5,800	C		5,800
					-			-	C		-
	Wage Type										
	Small/Minority Business Type										
	Addenda ___ Through ___										

DocuSign Envelope ID: DB17A176-C8B1-4B95-8630-10A5A54C580E

EXHIBIT E

DocuSign Envelope ID: DB17A176-C8B1-4B95-8630-10A5A54C580E

Scope:	32 33 SITE FURNISHING_UPLAND		Company:	BrightView Landscape Development	
Job No:	4400661		Contact:	J'Anne Linsler	
Project:	COJ Riverfront Plaza Upland Work - Phase I		Phone:	407-785-7458	
Estimator:	BMM		Email:	Janne.Linsler@brightview.com	
Bid Date:	2/29/24 2:00 PM		Lead Times:		
			Quote Good for #days?:		
Scope Notes:			Notes:	SUPPLY & INSTALL	
			Bid Total :	$432,652	$432,652
			$292,699		

Spec	Description	Haskell Quantity	UM	Haskell Estimate U.P.	Haskell Estimate Total Price	C	C U.P.	C Total Price	CARRY	CARRY U.P.	CARRY Total Price
	SUBTOTAL				292,699	Y		427,522	Y		427,522
	Sales Tax	7.50%				N		Included Above	N		Included Above
	Sub/Vendor Bond	1.20%				Y		5,130	Y		5,130
	TOTAL				$ 292,699			$ 432,652			$ 432,652
	Alternate "1"										
	Alternate "2"										
	Alternate "3"										
	Alternate "4"										

EXHIBIT E

DocuSign Envelope ID: DB17A176-C8B1-4B95-8630-10A5A54C580E

Scope:	32 33 SITE FURNISHING_RIVERWALK	Company:	BrightView Landscape Development
Job No:	4400661	Contact:	J'Anne Linsler
Project:	COJ Riverfront Plaza Upland Work - Phase I	Phone:	407-785-7458
Estimator:	BMM	Email:	Janne.Linsler@brightview.com
Bid Date:	2/29/24 2:00 PM	Lead Times:	
		Quote Good for #days?:	
Scope Notes:		Notes:	SUPPLY & INSTALL
		Bid Total :	$71,150

HASKELL

Spec	Description	Haskell Quantity	UM	Haskell Estimate U.P.	Haskell Estimate Total Price	C	C U.P.	C Total Price	CARRY	CARRY U.P.	CARRY Total Price
				$51,044				$71,150			$71,150
	BASE BID				-			-	C		-
	MATERIALS:							70,307	C		70,307
	Riverfront:								C		-
323323.010	(SF-1) BENCH, GENERATION 50 (6' LENGTH)	12	EA	3,254.03	39,048	Y		Incl.	C		Incl.
323323.010	(SF-2) TRASH RECEPTACLE, GENERATION 50 LITTER	3	EA	1,571.53	4,715	Y		Incl.	C		Incl.
323323.010	FREIGHT	1	LS	3,797.00	3,797	Y		Incl.	C		Incl.
323323.010	SALES TAX	1	LS	3,484.00	3,484	Y			C		-
	INSTALLATION:				incld	Y		Incl.	C		Incl.
					-			-	C		-
	Wage Type										
	Small/Minority Business Type										
	Addenda ___ Through ___										
	SUBTOTAL				51,044	Y		70,307	Y		70,307
	Sales Tax	7.50%				N		Included Above	N		Included Above
	Sub/Vendor Bond	1.20%				Y		844	Y		844
	TOTAL				$ 51,044			$ 71,150			$ 71,150
	Alternate "1"										
	Alternate "2"										
	Alternate "3"										
	Alternate "4"										

EXHIBIT E

Scope:	32 90 LANDSCAPING_UPLAND	Company:	BrightView
Job No:	4400661	Contact:	Yomaris Diaz
Project:	COJ Riverfront Plaza Upland Work - Phase I	Phone:	(321) 666-3792
Estimator:	BMM	Email:	yomaris.diaz@brightview.com
Bid Date:	2/29/24 2:00 PM	Lead Times:	-6 wks mock-up matr'l; 4-6wks after approv
		Quote Good for #days?:	
Scope Notes:		Notes:	BOND RATE = 0.05%
		Bid Total :	$4,274,001
		$3,675,570	

HASKELL

Spec	Description	Haskell Quantity	UM	Haskell Estimate U.P.	Haskell Estimate Total Price	A		A U.P.	A Total Price		CARRY U.P.	CARRY Total Price
	BASE BID				-				-	A		-
	LANDSCAPE:				-		Sub Total		1,202,922	A		1,202,922
L02-10	SOIL CELL (CITYGREEN STRATAVAULT 30 SYSTEM, TYP.)	1,852	SF	38.00	70,376	Y			Incl.	A		Incl.
L01-42	INCL. STRUCTURAL BACKFILL COLLAR. FILL W/ GRANULAR MATERIAL, 95% COMPACTION	137	CY	95.75	13,118	Y			Incl.	A		Incl.
	INCL. FILTERGRID HEAVY GRADE NON-WOVEN FILTER FABRIC W/ REINFORCED GRID TO LINE TREE TRENCH				Incl Abv	Y			Incl.	A		Incl.
	INCL. NON-WOVEN GEOTEXTILE FILTER FABRIC BETWEEN SOIL CELL & DRAINAGE LAYER				Incl Abv	Y			Incl.	A		Incl.
	INCL. 4" DEPTH WASHED ROCK DRAINAGE LAYER W/ 4" PERFORATED UNDERDRAIN	23	CY	228.75	5,261	Y			Incl.	A		Incl.
	INCL. SUBGRADE COMPACTED TO 98% SPD SURROUNDING TREE PIT	206	SY	5.53	1,138	Y			Incl.	A		Incl.
L02-10	SOIL: *(note: all non turf and bioretention planting areas (not structure) to have 18" depth of planting soil)*				-				Incl. Above	A		Incl. Above
	PLANTING SOIL - TYPE A (18" DEPTH)	1,102	CY	80.00	88,160	Y			Incl.	A		Incl.
L02-11	PLANTING SOIL TYPE A, 6" DEPTH ONLY	203	CY	80.00	16,240	Y			Incl.	A		Incl.
	FIBER REINFORCED PLANTING	1,463	SY	27.82	40,699	Y			Incl.	A		Incl.
1&2/L01-51	INTENSIVE GROWING MEDIA AT UPLAND RAMP AND PLANTER WALL ABOVE CAFÉ	354	CY	145.00	51,314	Y			Incl.	A		Incl.
	GEOTEXTILE /NON-WOVEN GEOTEXTILE FABRIC (AT CAFÉ)	4,459	SF	3.50	15,607	Y			Incl.	A		Incl.
	GEOFOAM - DEPTH VARIES *(AT GROWING MEDIA AT UPLAND RAMP AND PLANTER ABOVE CAFE)*	3,185	SF	7.40	23,554	Y			Incl.	A		Incl.
L01-11	PLANTING SOIL ONLY TO TOP OF EXISITING SOIL, DEPTH VARIES, AT TREE SAVE AREAS	185	CY	65.00	12,025	Y			Incl.	A		Incl.
	AT HIGH USE TURF (GRASS) - CENTRAL LAWN AREA	68,120	SF		-				-	A		-
2/L02-11	3" LOAMY SAND	631	CY	46.35	29,247	Y			Incl.	A		Incl.
	4" STRUCTURAL SOIL - 60% EXPANDED CLAY OR SHALE AND 40% LOAMY SAND	841	CY	31.34	26,354	Y			Incl.	A		Incl.
	6" DEPTH SAND	1,261	CY	46.35	58,447	Y			Incl.	A		Incl.
	IRRIGATION: *(all planting areas to be irrigated with an automatic irrigation system with a controller mounted in a utility room)*				-		Sub Total		128,849	A		128,849
	IRRIGATION DESIGNED BY PROFESSIONAL IRRIGATION CONSULTANT and INSTALLED BY QUALIFIED IRRIGA	1	LS	10,000.00	10,000	Y			Incl.	A		Incl.
	IRRIGATION AT PLANT BEDS	1,306	SF	1.50	1,959	Y			Incl.	A		Incl.
	IRRIGATION AT SOD	75,666	SF	1.50	113,499	Y			Incl.	A		Incl.
	IRRIGATION AT GREENROOF	3,185	SF	1.50	4,778	Y			Incl.	A		Incl.
L04-00	ALL TREES PER PLANT SCHEDULE:	158	EA	500.00	79,000	Y	Sub Total		628,811	A		628,811
	CONCRETE ANCHORS FOR ROOT BALL OF TREES ON CAFE ROOF (1/L03-30)	21	EA	450.00	9,450	Y			Incl.	A		Incl.
	LICENSED ARBORIST FOR TWO OAK TREES TO BE SAVED	1	LS	7,000.00	7,000	Y			Incl.	A		Incl.
	EXPANDED SHAL OR CLAY AGGREGATE BASE FOR CONRETE POUR, AT OAK TREES TO REMAIN LOCATION	42	CY	120.01	5,000	Y			Incl.	A		Incl.
	ROOT PRUNING, CANOPY PRUNING FOR TWO OAK TREES TO REMAIN	1	LS	12,000.00	12,000	Y			Incl.	A		Incl.
	WARRANTY -- 12 MONTHS PERIOD OF TREES, SHRUBS, GROUND COVERS AND OTHER PLANTS				Incl. Above	Y			Incl.	A		Incl.
L04-30	ALL SHRUBS PER PLANT SCHEDULE:	1,389	EA	50.35	69,935	Y			Incl. Above	A		Incl. Above
					-				-	A		-
L04-30	SHRUB AREAS (EVERGREEN) TOTAL PLANTS	11,983	EA	9.50	113,839	Y			Incl.	A		Incl.
					-				-	A		-
	GREEN ROOF PLANT AREAS (EVERGREEN) TOTAL SF:	2,046	SF	8.50	17,391	Y			Incl.	A		Incl.
	HGN - HYDROTECH GARD-NET	420	SF	40.00	16,800	Y			Incl.	A		Incl.
	LIV ROO - LIVE ROOF MAXX TRAYS	1,630	SF	42.00	68,460	Y			Incl.	A		Incl.

DocuSign Envelope ID: DB17A176-C8B1-4B95-8630-10A5A54C580E

EXHIBIT E

Scope:	32 90 LANDSCAPING_UPLAND
Job No:	4400661
Project:	COJ Riverfront Plaza Upland Work - Phase I
Estimator:	BMM
Bid Date:	2/29/24 2:00 PM
Scope Notes:	

Company:	BrightView
Contact:	Yomaris Diaz
Phone:	(321) 666-3792
Email:	yomaris.diaz@brightview.com
Lead Times:	-6 wks mock-up matr'l, 4-6wks after approv.
Quote Good for #days?:	
Notes	BOND RATE = 0.05%
Bid Total :	$4,274,001

HASKELL

Spec	Description	Haskell Quantity	UM	Haskell Estimate U.P.	Haskell Estimate Total Price	A	A U.P.	A Total Price	CARRY	CARRY U.P.	CARRY Total Price
				$3,675,570				$4,274,001			$4,274,001
	UNDERDRAIN:				-		Sub Total	72,626.40	A		72,626
	UNDERDRAIN AT CAFÉ/PLAYGROUND	1,142	LF	57.82	66,032	Y		Incl.	A		Incl.
	TIE-IN UNDERDRAIN TO PROP. STRUCT. CAFÉ/PLAYGROUND	1	EA	1,500.00	1,500	Y		Incl.	A		Incl.
	ENKATURF DRAIN 9323 AT 15' O.C., 12" WIDE STRIP	5,105	LF	7.05	35,990	Y		Incl.	A		Incl.
	ENKATURF: TIE-IN UNDERDRAIN TO PROP. STRUCT.	1	EA	1750.00	1,750	Y		Incl.	A		Incl.
	UNDERDRAIN AT HIGH USE OPEN FIELD, 8-12" (PERFORATED PIPE AT ENKATURF, 15FT O.C.), Perimeter	2,755	LF	77.82	214,397	Y		Incl.	A		Incl.
					-			-	A		-
L04-22	SOD: ZE: ZOYSIA JAPONICA 'EMPIRE' / EMPIRE ZOYSIA GRASS	75,666	SF	2.50	189,165	Y		Incl.	A		Incl.
					-			-	A		-
	MISC:				-			-	A		-
	MAINTENANCE PERIOD OF 24-MONTHS FOR GREEN ROOF FROM DATE OF SUBSTANTIAL COMPLETION	24	MO	1,000.00	24,000	Y		Incl.	A		Incl.
	FINE GRADE SITE	7,379	SY	2.61	19,233	Y		Incl.	A		Incl.
Brightview Est	1.5" LAYER OF PINE FINES	385	SF	1.15	443	Y		Incl.	A		Incl.
	3" LAYER OF MULCH (AT TREES, SHRUBS, GROUND COVER, ETC.)	39,192	SF	1.30	50,950	Y		Incl.	A		Incl.
1/L04-41	ROOT BARRIER -- CENTER OF TREE BETWEEN CANOPY TREES AND BACK OF STREET CURB	156	LF	36.70	5,726	Y		Incl.	A		Incl.
	EAST SECTION OF SITE (open grass field for future phase)				-			-	A		-
	TEMP. IRRIGATION (AT EAST FUTURE PHASE)	103,500	SF	1.10	113,850	Y		Incl.	A		Incl.
	SOD (AT EAST FUTURE PHASE)	103,500	SF	2.50	258,750	Y		Incl.	A		Incl.
L01-10	**HARDSCAPE:** *(include rebar, turned down edge and curb where shown)*				-		Sub Total	1,385,056.03	A		1,385,056
	MOCKUPS OF HARDSCAPE				Incl.	Y		Incl.	A		Incl.
	PV-1: CONCRETE PAVING: 4" THICK 4000PSI WITH 6X6XW2.9XW2.9 W.W.M	23,265	SF	19.50	453,668	Y		Incl.	A		Incl.
	PV-1A: VEHICULAR CONCRETE: 8" THICK 4000PSI WITH 6X6XW2.9XW2.9 W.W.M	7,910	SF	23.50	185,885	Y		Incl.	A		Incl.
	PV-1A: VEHICULAR CONCRETE: 8" THICK 4000PSI WITH 6X6XW2.9XW2.9 W.W.M - ADD FOR MUSIC PARK	90	SF		-	HSK		2,500	A		2,500
	PV-2: INTEGRAL COLOR CONCRETE PAVING: 4" THICK	8,965	SF	19.65	176,162	Y		Incl.	A		Incl.
	PV-2A: VEHICULAR INTEGRAL COLOR CONCRETE: 8" THICK 4000PSI WITH 6X6XW2.9XW2.9 W.W.M	5,375	SF	24.15	129,806	Y		Incl.	A		Incl.
	PV-3: CRUSHED SLATE, 4"	26	CY	408.75	10,572	Y		Incl.	A		Incl.
	PV-5: ARTIFICIAL TURF PLAY SURFACE W/ UNDERLAYMENT @ GRADE W/ CLOSED CELL IMPACT PROTECTI	5,146	SF	21.00	108,066	Y		Incl.	A		Incl.
	PV-6A: ARTIFICIAL TURF @ GRADE	1,030	SF	18.00	18,540	Y		Incl.	A		Incl.
	PV-6B: ARTIFICIAL TURF @ STRUCTURE	1,805	SF	17.00	30,685	Y		Incl.	A		Incl.
	PV-6D: ARTIFICIAL TURF PLAY SURFACE @ GRADE W/ CLOSED CELL IMPACT PROTECTION UNDERLAYMEN	490	SF	21.00	10,290	Y		Incl.	A		Incl.
	PV-8: VEHICULAR TACTILE CONCRETE PAVERS	104	SF	25.00	2,600	Y		Incl.	A		Incl.
	1.5" SBR LAYER at PV-6A and PV-6B *(SBR -- Styrene Butadiene Rubber)*	2,835	SF	12.75	36,146	Y		Incl.	A		Incl.
	SEPARATION GEOTEXTILE at PV-3	2,619	SF	3.10	8,118	Y		Incl.	A		Incl.
	NON-WOVEN GEOTEXTILE FABRIC at PV-5, PV-6A and PV-6D	8,333	SF	3.10	25,831	Y		Incl.	A		Incl.
	COMPACTED CONCRETE FINES, 4" DEPTH MIN. at PV-5, PV-6A, PV-6B and PV-6D	105	CY	210.75	22,040	Y		Incl.	A		Incl.
	INCL. COMPOSITE BENDER BOARD TAPCON TRANSITION at PV-5, PV-6A, PV-6B and PV-6D	840	LF	6.99	5,871	Y		Incl.	A		Incl.
	GEOFOAM - DEPTH VARIES (8' x 4' x 2' ea piece) - (PV-1 Cafe, PV-6B, 6D)	56	EA	277.03	15,626	Y		Incl.	A		Incl.
	COMPACTED AGGREGATE BASE (AASHTO A3) at PV-5, PV-6A, PV-6B and PV-6D				Incl. Below	Y		Incl.	A		Incl.

DocuSign Envelope ID: DB17A176-C8B1-4B95-8630-10A5A54C580E

Scope:	32 90 LANDSCAPING_UPLAND	Company:	BrightView
Job No:	4400661	Contact:	Yomaris Diaz
Project:	COJ Riverfront Plaza Upland Work - Phase I	Phone:	(321) 666-3792
Estimator:	BMM	Email:	yomaris.diaz@brightview.com
Bid Date:	2/29/24 2:00 PM	Lead Times:	-6 wks mock-up matr'l; 4-6wks after approv
		Quote Good for #days?:	
Scope Notes:		Notes:	BOND RATE = 0.05%
		Bid Total :	$4,274,001
		$3,675,570	

HASKELL

Spec	Description	Haskell Quantity	UM	Haskell Estimate U.P.	Haskell Estimate Total Price	A	A U.P.	A Total Price	CARRY	CARRY U.P.	CARRY Total Price
	4" COMPACTED AGGREGATE BASE (AASHTO A-3)	547	CY	219.75	120,173	Y		Incl.	A		Incl.
	6" COMPACTED AGGREGATE BASE (AASHTO A-3)	164	CY	273.75	44,898	Y		Incl.	A		Incl.
	EXTERIOR CONCRETE STAIRS				-		Sub Total	82,267.62	A		82,268
	EXTERIOR CONCRETE STAIR LOCATION 1	159	SF	115.00	18,332	Y		Incl.	A		Incl.
	EXTERIOR CONCRETE STAIR LOCATION 2	110	SF	115.00	12,633	Y		Incl.	A		Incl.
	EXTERIOR CONCRETE STAIR LOCATION 3	62	SF	115.00	7,159	Y		Incl.	A		Incl.
	EXTERIOR CONCRETE STAIR LOCATION 4	51	SF	115.00	5,900	Y		Incl.	A		Incl.
	EXTERIOR CONCRETE STAIR LOCATION 5	20	SF	115.00	2,261	Y		Incl.	A		Incl.
	ROCKWORK (STONE / BOULDERS):				-		Sub Total	517,369.17	A		517,369
	ROVIDE A FULL-SCALE/FULL SLOPE MOCK-UP OF THE PLAY AREA BOULDERS/ROCKWORK FOR REVIEW AN	1	LS	20,000.00	20,000	Y		Incl.	A		Incl.
	PROVIDE SIGNED & SEALED SHOP DRAWINGS INCORPORATING THE DESIGN FOR REVIEW PRIOR TO FABR	1	LS	5,000.00	5,000	Y		Incl.	A		Incl.
	W-1A: BOULDERS (w/ MORTAR SETTING BED AS REQUIRED TO LEVEL STONE)	3,555	SF	14.00	49,770	Y		Incl.	A		Incl.
15/L01-34	COMPACTED #57 GRANITE STONE: 12"-18" DEPTH at W-1A	198	CY	68.75	13,613	Y		Incl.	A		Incl.
15/L01-34	NON-WOVEN GEOTEXTILE FABRIC at W-1A	3,911	SF	3.10	12,123	Y		Incl.	A		Incl.
15/L01-34	CRUSHED STONE FILL STRIP at W-1A, W-1B	1,685	LF	9.00	15,165	Y		Incl.	A		Incl.
	W-1B: MORTARED STONE: CREEKSTONE, TAN RIVER, 6"-12", SMOKEY VALLEY, INCL MORTAR BED: 4"-6"	500	SF	25.00	12,500	Y		Incl.	A		Incl.
	CONCRETE FOOTING UNDER BOULDERS, 8", w/ reinforcement and crack control, at W1-B	14	CY	247.95	3,471	Y		Incl.	A		Incl.
	MISC:				-		Sub Total	182,644.51	A		182,645
321316-3-3.0B	CLEAR ACRYLIC SEALER - DEORATIVE CONCRETE PAVING	45,515	SF	0.45	20,482	Y		Incl.	A		Incl.
3a/L01-31	SAWCUT CONTROL JOINT, 1/8" SAWCUT CONTROL JOINT DEPTH EQUAL TO 1/4 SLAB.	4,500	LF	4.20	18,908	Y		Incl.	A		Incl.
3b/L01-31	EXPANSION JOINT, 3/8" PREMOLDED EXPANSION JOINT, FULL DEPTH W/ BACKER ROD AND SEALANT	2,600	LF	2.22	5,761	Y		Incl.	A		Incl.
	STAINLESS STEEL SLOT TRENCH DRAIN	41	LF	680.00	27,880	Y		Incl.	A		Incl.
	TIE-IN STEEL SLOT TRENCH DRAIN INTO PROP 15" PIPE	3	EA	1,200.00	3,600	HSK		3,600	A		3,600
	TIE INTO TRENCH DRAIN	4	EA	800.00	3,200	Y		Incl.	A		Incl.
	RADIAL STAINLESS STEEL SLOT DRAIN, & TIE INTO UNDERDRAIN SYSTEM W/ 6" SOLID PIPE	50	LF	720.00	36,000	Y		Incl.	A		Incl.
	SLOT DRAINS AT STAIRS (Sheet L01-33)	24	LF	600.00	14,400	Y		Incl.	A		Incl.
	ADDS:				-			-	A		-
	12-MONTHS MAINTENANCE TO MATCH SPEC 12-MO WARRANTY PERIOD	1	LS		Not Incl.	N		Not Incl.	A		Not Incl.
	BIM COORDNATION @ CAFE ROOF	1	LS		Incl. Above	Y	16,675.00	16,675	A		16,675
					-			-	A		-
					-			-	A		-
	Wage Type										
	Small/Minority Business Type										
	Addenda ___ Through ___										
	SUBTOTAL				3,675,570	Y		4,223,321	Y		4,223,321
	Sales Tax	7.50%				N		Included Above	N		Included Above
	Sub/Vendor Bond	1.20%				Y		50,680	Y		50,680

DocuSign Envelope ID: DB17A176-C8B1-4B95-8630-10A5A54C580E

EXHIBIT E

DocuSign Envelope ID: DB17A176-C8B1-4B95-8630-10A5A54C580E

Scope:	32 90 LANDSCAPING_UPLAND
Job No:	4400661
Project:	COJ Riverfront Plaza Upland Work - Phase I
Estimator:	BMM
Bid Date:	2/29/24 2:00 PM
Scope Notes:	

Company:	BrightView
Contact:	Yomaris Diaz
Phone:	(321) 666-3792
Email:	yomaris.diaz@brightview.com
Lead Times:	-6 wks mock-up matr'l; 4-6wks after approv
Quote Good for #days?:	
Notes:	BOND RATE = 0.05%

HASKELL

	Haskell Estimate	A	CARRY
Bid Total :	$3,675,570	$4,274,001	$4,274,001

Spec	Description	Haskell Quantity	UM	Haskell Estimate U.P.	Haskell Estimate Total Price	A U.P.	A Total Price	CARRY U.P.	CARRY Total Price
	TOTAL				$ 3,675,570		$ 4,274,001		$ 4,274,001
	12-MONTHS MAINTENANCE TO MATCH SPEC 12-MO WARRANTY PERIOD	1	LS		Not Incl.		75,739.20		
	Alternate "2"								
	Alternate "3"								
	Alternate "4"								

EXHIBIT E

Scope:	32 90 LANDSCAPING_RIVERWALK	Company:	BrightView
Job No:	4400661	Contact:	Yomaris Diaz
Project:	COJ Riverfront Plaza Upland Work - Phase I	Phone:	(321) 666-3792
Estimator:	BMM	Email:	yomaris.diaz@brightview.com
Bid Date:	2/29/24 2:00 PM	Lead Times:	
		Quote Good for #days?:	
Scope Notes:		Notes:	

HASKELL

				Bid Total :		$1,225,686			$1,225,686			
				$1,223,493								
				Haskell Estimate		A			CARRY			
Spec	Description	Haskell Quantity	UM	U.P.	Total Price		U.P.	Total Price		U.P.	Total Price
	BASE BID				-				A		-
	SOIL:				-		Sub Total	356,175	A		356,175
	PLANTING SOIL - TYPE A (18" DEPTH)	422	CY	80.00	33,760	Y		Incl.	A		Incl.
L02-11	PLANTING SOIL TYPE A, 6" DEPTH ONLY	603	CY	80.00	48,240	Y		Incl.	A		Incl.
					-			-	A		-
L04-00	ALL TREES PER PLANT SCHEDULE	21	EA	500.00	10,500	Y		Incl.	A		Incl.
	IRRIGATION:				-			-	A		-
	IRRIGATION AT PLANT BEDS	1,026	SF	0.85	872	Y		Incl.	A		Incl.
					-			-	A		-
L04-22	SOD: ZE: ZOYSIA JAPONICA `EMPIRE` / EMPIRE ZOYSIA GRASS	32,605	SF	2.50	81,513	Y		Incl.	A		Incl.
	MISC.:				-			-	A		-
	FINE GRADE SITE	3,623	SY	2.61	9,443	Y		Incl.	A		Incl.
1/L04-41	ROOT BARRIER -- CENTER OF TREE BETWEEN CANOPY TREES AND BACK OF BULKHEAD	445	LF	30.64	13,635	Y		Incl.	A		Incl.
L01-10	HARDSCAPE: *(include rebar, turned down edges and curbs where shown)*				-		Sub Total	854,977	A		854,977
3/L01-42	PV-1: CONCRETE PAVING: 4" THICK 4000PSI WITH 6X6XW2.9XW2.9 W.W.M	2,230	SF	19.50	43,485	Y		Incl.	A		Incl.
1/L01-42	PV-1A: VEHICULAR CONCRETE: 8" THICK 4000PSI WITH 6X6XW2.9XW2.9 W.W.M	18,155	SF	23.50	426,643	Y		Incl.	A		Incl.
1/L01-42	PV-2A: VEHICULAR INTEGRAL COLOR CONCRETE: 8" THICK 4000PSI WITH 6X6XW2.9XW2.9 W.W.M	15,460	SF	24.15	373,359	Y		Incl.	A		Incl.
	4" COMPACTED AGGREGATE BASE (AASHTO A-3)	28	CY	219.75	6,050	Y		Incl.	A		Incl.
	6" COMPACTED AGGREGATE BASE (AASHTO A-3)	415	CY	273.75	113,606	Y		Incl.	A		Incl.
	MISC.:				-			Incl. Above	A		Incl. Above
321316-3-3.0B	CLEAR ACRYLIC SEALER - DEORATIVE CONCRETE PAVING	35,845	SF	0.45	16,130	Y		Incl.	A		Incl.
3a/L01-31	SAWCUT CONTROL JOINT, 1/8" SAWCUT CONTROL JOINT DEPTH EQUAL TO 1/4 SLAB.	2,000	LF	4.20	8,404	Y		Incl.	A		Incl.
4b/L01-42	EXPANSION JOINT, 3/8" PREMOLDED EXPANSION JOINT, FULL DEPTH W/ BACKER ROD AND SEALANT	1,920	LF	2.22	4,254	Y		Incl.	A		Incl.
	12" STAINLESS STEEL SLOT TRENCH DRAIN	56	LF	$600.00	33,600	Y		Incl.	A		Incl.
					-			-	A		-
	Wage Type										
	Small/Minority Business Type										
	Addenda ___ Through ___										
	SUBTOTAL				1,223,493	Y		1,211,152	Y		1,211,152
	Sales Tax	7.50%				N		Included Above	N		Included Above
	Sub/Vendor Bond	1.20%				Y		14,534	Y		14,534
	TOTAL				$ 1,223,493			$ 1,225,686			$ 1,225,686
	Alternate "1"										
	Alternate "2"										
	Alternate "3"										
	Alternate "4"										

DocuSign Envelope ID: DB17A176-C8B1-4B95-8630-10A5A54C580E

EXHIBIT E

DocuSign Envelope ID: DB17A176-C8B1-4B95-8630-10A5A54C580E

EXHIBIT E

Landscape Proposal

Proposal Date: **Friday, March 15, 2024**

Scope of Work:
Hardscape, Landscape & Irrigation Installation

Project:
Jacksonville Riverfront Park
Jacksonville

Presented to:
Haskell

BrightView
Landscape Development

Proposal Date:
Friday, March 15, 2024

Haskell
Attn: **Viet Le**

RE: Request for Bid for **Jacksonville Riverfront Park**

Dear Mr. Le:

BrightView Landscape Development (BVLD) is pleased to submit our **Proposal** for **Jacksonville Riverfront Park** located in **Jacksonville** based on:

Plans:
- Hardscape Pages: **L01-00, L01-01, L01-02, L01-10-L01-17, L01-20-L01-24, L01-30-L01-35** | Dated: **02/28/2024**
- Landscape Pages: **L01-41 thru L01-42, L02-10 thru L02-11, L03-2, L03-22, L03-24** | Dated: **02/22/2024** **L03-10 thru L03-14, L03-20 thru L03.21A, L03-23, L03-30 thru L03-31** | No date on drawings. Plans received **02/01/2024**

Prepared by:
- GAI Consultants

Specification sections:
- 033000 CIP Concrete
- 033300 Architectural Concrete
- 321313 Concrete Paving
- 321316 Decorative Concrete Paving
- 321813 Synthetic Grass Surfacing
- 323116 Welded Wire Fences and Gates
- 323300 Site Furnishings
- 015639 Temporary Tree and Plant Protection
- 329215 Soil Preparation
- 329200 Turf and Grasses
- 329300 Plants
- 329450 Structural Soil Cells

Addenda:
- Addendum #1 received 02/23/2024
- Addendum #2 received 2/29/2024

The following scope of work is <u>included</u> in this Proposal:
- Irrigation
- Landscape
- Hardscape

The following scope of work is <u>excluded</u> in this Proposal:
- Irrigation Meter
- Landscape maintenance beyond substantial completion
- Washout dumpster
- Demolition
- Equipment Pads

- Vapor Barrier for Slab on Grade Paving
- Roof/On-Structure Waterproofing
- Drainboard Membrane
- Water Feature(s)
- Splash Pad
- Play Equipment
- Shade Structure
- Hand Rails / Guard Rails
- Rail footings/supports
- Footings for Structures by others
- Architectural, Abutment, Retaining, Planter Wall(s)
- Storm Drainage
- Area Drains / Yard Drains / Bi-Level Drains
- Roof Drains
- Site Lighting

Please note these clarifications and qualifications as part of our proposed Proposal. All items listed here are to be incorporated into any contract issued:

1. **General Qualifications**
   1.1. Proposed price is good for 90 days. Escalation has not been included. Proposal price is subject to reconfirmation at time of award.
   1.2. Due to the instability in the commodities markets, if in the event that, during the performance of this proposal, the price of materials suffer an increase of 5% or more the price of this quotation shall be equitably adjusted by an amount necessary to cover such price increases.
   1.3. Bid is based as an "all in" price with general conditions spreading throughout. If only portions of this proposal is accepted we reserve the right to adjust our general conditions as necessary.
   1.4. Site shall be received at the following.
      - Clean and free of grass, weeds, debris, and deleterious materials
      - +/- .10 foot of finish grade to balance in landscape areas.
      - +/- .10 foot of subgrade to balance in soil import areas.
      - +/- .10 foot of subgrade to balance in hardscape areas.
   1.5. There are no 'Certified As-Builts' included in our base bid. If this is a project requirement, it will be completed at an additional cost.
   1.6. Plants are a perishable commodity. Once plant delivery schedule is confirmed by GC/Owner, it cannot be changed without impact to costs.

2. **Hardscape Qualifications**
   2.1. Concrete is included as 3500 PSI with #57 Limestone Aggregate for exposed finish.
   2.2. Concrete thicknesses for Pedestrian and Vehicular Paving are included as 4" and 6" respectively per the Schedule on L01-01 and Details L01-31 (conflict with detail notes in structural plans).
   2.3. Aggregate Base depths are included at Pedestrian and Vehicular paving as 4" and 6" respectively per the details L01-31 (conflict with detail notes in Structural plans).
   2.4. Where Compacted Aggregate Base (AASHTO A3) is noted in the Details under Hardscape Paving (Concrete, Slate, and Artificial Turf), we have included it as Recycled Crushed Concrete.
   2.5. PV-1 Paving at the Cantilevered Deck (L01-15 and Elevated Bridge (L01-16) are included as 8" Concrete Slabs. Sub-structure, forming and rebar to be provided by others.
   2.6. Drain Board and Rigid Insulation is not included under hardscape elements on Café Roof.
   2.7. We have included Cheek Walls at Stair locations 1 and 2. Cheek walls are included as 8" wide x 2' Height reinforced with #4 rebar. Concrete is included as natural gray (to match adjacent stairs). We have included an Add Alternate for white concrete to match Architectural Walls.
      2.7.1. Walls at stair locations #3 &4 are not included as these are presumed to be part of the continuation of the Architectural / Abutment Walls by others.

2.8. We have included 4" concrete sub slab over 3" aggregate base for the PV-6B and PV-6D Artificial Turf on Structure as shown in details 5 & 6/L01-32. Rebar Reinforced Thickened slab at the Custom Wood Benches on PV-6B are included per Structural Detail S50-04. Note that the "on-slope" condition is not shown on the structural details for the thickened slab.

2.9. We have included pricing for a Structural Engineer to provide Sealed/Stamped plans for the Boulder/Rockwork. If the Engineering requires that additional measures are needed for the Boulder/Rockwork walls per the Hardscape Plans & Details provided for bidding, then pricing adjustments may need to be submitted.

2.10. F-1 Fence at the Playground is included as the Omega Fence shown on the Plans (conflict with 323116 Specification). Footings are included as 12" diameter with no aggregate per the Structural detail for Typical Fence Post Foundation on sheet S50-02 (conflict with 4/L01-34). We have included the Mockup per 323116 as 6 feet (in lieu of 10') as that is the size of the panels. Note: Lead time for Mockup material is 4-6 weeks. Please allow for an additional 4-6 weeks for full material order after the mockup is approved.

2.11. We have included tie into to storm structures only. Pipe may need to be rerouted to avoid deep tie ins to storm pipe.

2.12. Enkaturf 9323 at High Use Open Field is included as 12" Wide Strips with 8" perforated pipe at the perimeter.

2.13. Installation for Slot/Trench Drain locations based on a detail provided by manufacture for Global Slotdrain 7000 Series drains. No detail is provided in the current plan set.

2.14. "Trench Drain (Typ)" called out on sheet C-305 at the North-East of the Water Play area is included as T316 7000 Series Radiused Slot Drain. No specification or detail is included in the plans.

2.15. We have included Slot Drains listed on the Bid Form Scope of Work at the Stairs per Stair Detail 1/L01-33 for Stair locations 1 through 4. Slot Drain is included as T316 7000 Series. Stair locations 1 and 2 are included as Radial slot drains. Note: These slot drains are not shown on the Civil Drainage plans.

2.16. We have included (1) mockup per paving type, (1) each per boulder/rockwork (Steep Slope & Gentle Slope), (1) Creekstone Scramble, and (1) F-1 Fence.

3. Irrigation Qualifications

3.1. Irrigation controller power and connections (by others) to be made available prior to planting.

3.2. Design build irrigation includes the following material:

- 3.2.1. POC connection based on a 2" meter (By others) Potable water source
- 3.2.2. Hunter ICC2 Decoder Controller
- 3.2.3. Hunter EZ-1 Decoder Modules
- 3.2.4. Hunter HDL-09-12-PC Dripline with 0.9 GPH flow @ Soil Cell Areas only 1 flush & air valve per area
- 3.2.5. Valves: Rain Bird PGA 1", 1.5", & 2"
- 3.2.6. Drip Valves: Hunter PCZ 1" PGA globe valve with 1" HY100 Filter System
- 3.2.7. Quick-Coupling Valves: Rain bird 5-RC 1" Brass
- 3.2.8. Nibco T-113 2" Class 125 bronze gate valves
- 3.2.9. Mainline:
  - 3.2.9.1. 1" & 2" CL200 Potable
- 3.2.10. Laterals: CL160 Potable
- 3.2.11. Heads:
  - 3.2.11.1. Rain Bird RD-12 12" Pop-up
  - 3.2.11.2. Rain Bird 1402 Bubblers (Two per tree)
  - 3.2.11.3. Rain Bird 5004-PL-PC-MPR Rotors

3.3. Irrigation at future sod includes:

- 3.3.1. 1" PGA Valves & Hunter EZ-1 Decoders
- 3.3.2. Rain Bird 5004 35' Radius Rotors (25 per valve)
- 3.3.3. CL160 Potable Laterals

4. Landscape Qualifications

4.1. All plant material has been priced based on the tree caliper size and specified container sizes listed on the plant legend. Material height & width specifications may not correlate with the specified container sizes on the plant legend.

4.2. No details were provided for the Intensive growing media. Bid includes Rooflite intensive soils.

4.3. Where import of soil is required, site shall be received at subgrade. Excavation & removal of existing soils is not included.

4.4. We have included the planting soil type A mixed with the reinforced fibers in the café area at a depth of 18". VE included for removal of the fibers as they are located in pedestrian areas only.

4.5. The Eragrostis spectabilis is not on the plant schedule but is called out on L03.21A. We have included it as 1 gallon container.

4.6. Underground tree anchoring per detail 2 on plan sheet L03-30 is provided at trees located in soil cells. All other trees on grade are included with above ground guying per details 4 and 6 on plan sheet L03-30.

4.7. We have included Bahia sod at the future phase as type was not specified. Limits or required sod were not clear, we have included 69,814 square feet.

*Warranty exclusion of large trees on cafe roof was removed in this rev02

5. ADD/ALT Site Furnishings Qualifications:

5.1. Site Furnishings Proposal is an add alternate to the hardscape/landscape package.

5.2. We have included a 1'-8" thick, reinforced (#5 rebar at 12" OC T&B) concrete footing and an 8" wide x 4'6" Ht concrete stem wall for the SF-9 Terraced Bench shown 5/L01-37 and 3/L01-23. Reinforcing for stem wall is included as (5) pcs #4 rebar continuous and #5 vertical rebar at 12" OC. Structural details were not provided for this bench footing and wall.

6. ADD/ALT Bollard Qualifications:

6.1. Footings for SF4a and SF4b Bollards are included as 21" x21" Continuous Footings per Manufacturer/Supplier recommendations.

Proposal Amount:

Biditem	Description	Bid Quantity	Unit	Bid Total
1000	Cercis canadens texensis 'OK' 2.5"C FG B&B Full	6	EA	
1010	Chionanthus virginicus 3" Cal, FG, B&B, Full	12	EA	
1020	Cornus fl 'Cherokee Brave' 3"C FG B&B Full	3	EA	
1030	Liriodendron tulipifera 6" Cal, FG, B&B, Full	1	EA	
1040	Nyssa sylva 'Green Gable' 3.5"C 12-14'Ht FG B&B Fu	9	EA	
1050	Platanus mex 'Alamo' 4"C 18-20'Ht 6'Ct FG B&B Full	9	EA	
1060	Quercus lyrata 6"C 22-24'Ht 7'Ct FG B&B Full	12	EA	
1070	Quercus nuttallii 6"C 22-24'Ht 8'Ct 7'Ct FG B&B	3	EA	
1080	Quercus nuttallii 7"C 26-28'Ht 8'Ct FG B&B Full	16	EA	
1100	Quercus virginiana 6"C 22-24'Ht FG B&B Full	6	EA	
1110	Quercus virgini 8"C 26-28'Ht 8'Ct FG B&B Full	22	EA	
1120	Quercus virgini Cathedral 4"C 20-22'Ht 7'Ct FG B&B	10	EA	
1130	Quercus virgini Cathedral 5"C 20-22'Ht FG B&B Full	5	EA	
1140	Sabal palmetto 20'Ct, Regen head, FG, B&B	7	EA	
1150	Sabal palmetto 25'Ct, Regen head, FG, B&B	8	EA	
1160	Sabal palmetto 30'Ct, Regen head, FG, B&B	13	EA	
1170	Sabal palmetto 20'Ct Regen head curved trunk FG B&	1	EA	
1180	Sabal palmetto 25'Ct Regen head curved trunk FG B&	3	EA	
1190	Sabal palmetto 30'Ct Regen head curved trunk FG B&	3	EA	
1200	Ulmus alata 4" C 18-20'Ht 6'Ct FG B&B Full	1	EA	

1210	Ulmus alata 6"C 22-24'Ht 7'Ct FG B&B Full	4	EA	
1220	Ulmus americana 7"C 26-28'Ht 8'Ct FG B&B Full	3	EA	
1230	Illicium parviflorum 'BananAppeal' 3G	126	EA	
1240	Illicium parviflorum 'BananAppeal' 7G	84	EA	
1250	Itea virginica 'Sprich' 3G	269	EA	
1260	Itea virginica 'Sprich' 7G	26	EA	
1270	Myrica cerifera 'Don's Dwarf' 3G	97	EA	
1280	Serenoa repens 10G	314	EA	
1290	Zamia pumila 3G	219	EA	
1310	Clethra alnifolia 'Hummingbird' 3G	126	EA	
1320	Coreopsis leavenworthii 1G	44	EA	
1330	Cyrtomium falcatum 3G	54	EA	
1340	Dryopteris erythrosora 3G	256	EA	
1350	Eragrostis elliottii 1G	399	EA	
1360	Eragrostis spectabilis 1G	93	EA	
1370	Gaillardia 1G	413	EA	
1380	Gardenia jasminoides 'Radicans' 3G	241	EA	
1390	Helianthus debilis 1G	1,052	EA	
1400	Ilex vomitoria 'Stokes Dwarf' 3G	1,483	EA	
1410	Miscanthus sinensis 'Adagio' 3G	264	EA	
1420	Muhlenbergia capillaris 3G	639	EA	
1430	Muhlenbergia capillaris 'White Cloud' 3G	989	EA	
1440	Panicum virgatum 'Shenandoah' 3G	447	EA	
1450	Pennisetum alop 'Little Bunny' 3G	232	EA	
1460	Rudbeckia hirta 1G	684	EA	
1470	Salvia coccinea 1G	532	EA	
1480	Trachelospermum asiaticum 'Minima' 1G	1,183	EA	
1490	Tripsacum floridanum 3G	99	EA	
1500	Viburnum obovatum 'Dwarf Walter's' 3G	168	EA	
1510	Empire Zoysia Grass Sod	77,069	SF	
1540	3" Layer of Mini Pine Bark Mulch	35,392	SF	
1550	1.5" Layer of Pine Fines for TA/1	1,138	SF	
1560	Fine grading	113,599	SF	
1680	Tree Protection fence in Tree Save Areas	114	LF	
1690	Root prune at tree save	1	EA	
1700	Root Barrier 48-2 1/L03-31	132	LF	
1720	Bahia Sod at Future Phase	69,814	SF	
1995	**SUBTOTAL LANDSCAPE UPLAND**			**$ 628,811.35**
3000	18" Planting Soil - Type 2/L02-10	16,183	SF	
3020	6" Planting Soil - Type 2/L02-10	12,161	SF	
3040	13" High Use Turf 2/L02-10	67,996	SF	
3080	Fiber Reinforced Planting (no det)	12,587	SF	
3100	Soil Cell System	1,860	SF	

3120	Intensive Growing Media varies	3,036	SF	
3140	Green Roof Systems	2,099	SF	
3157	2 Year Maintenance for Live Roof (Per Spec)	24	MO	
3160	Plating Soil at Tree Save Area	1,495	SF	
3180	Geofoam at Cafe Roof	2,099	SF	
3195	**SUBTOTAL SOILS UPLAND**			**$ 1,202,922.10**
4505	Sleeves	1,294	LF	
4510	Conduit	60	LF	
4520	POC - Connect to Existing Meter (By Others)	1	EA	
4525	Lateral Stub Out at Greenroof	1	EA	
4530	Controller	1	EA	
4540	Mainline - 1" & 2" CL200 Potable	2,100	LF	
4560	Laterals - CL200/CL160 Potable	15,000	LF	
4580	Drip @ Soil Cell	1,862	SF	
4600	Valves	33	EA	
4605	Decoders	33	EA	
4606	Decoder Grounding	3	EA	
4610	Gate Valves	7	EA	
4615	QCV 1"	1	EA	
4620	Heads	862	EA	
4640	Temporary Irrigation at Future Sod	69,814	SF	
4690	Permits	1	LS	
4795	**SUBTOTAL IRRIGATION UPLAND**			**$ 128,849.11**
	SUBTOTAL LANDSCAPE & IRRIGATION - UPLAND			**$ 1,960,582.56**
2000	Cercis canadens texensis 'OK' 2.5"C FG B&B Full	4	EA	
2010	Cornus fl 'Cherokee Brave' 3"C FG B&B Full	2	EA	
2020	Quercus lyrata 4"C 18-20'Ht 6'Ct FG B&B Full	3	EA	
2040	Quercus virginiana 6"C 22-24'Ht FG B&B Full	5	EA	
2050	Ulmus americana 7"C 26-28'Ht 8'Ct FG B&B Full	6	EA	
2060	Coreopsis leavenworthii 1G	10	EA	
2070	Dryopteris erythrosora 3G	270	EA	
2080	Eragrostis elliottii 1G	59	EA	
2090	Gaillardia 1G	147	EA	
2100	Helianthus debilis 1G	288	EA	
2110	Ilex vomitoria 'Stokes Dwarf' 3G	467	EA	
2120	Muhlenbergia capillaris 'White Cloud' 3G	930	EA	
2130	Spartina bakeri 3G	74	EA	
2140	Salvia coccinea 1G	373	EA	
2150	Viburnum obovatum 'Dwarf Walter's' 3G	114	EA	
2160	Zamia pumila 3G	167	EA	

2165	Illicium parviflorum 'BananAppeal' 7G	85	EA		
2170	Empire Zoysia Grass Sod	31,417	SF		
2180	3" Layer of Mini Pine Bark Mulch	12,508	SF		
2190	Fine grading	43,925	SF		
2380	Root Barrier 48-2 1/L03-31	441	LF		
2410	Tree Protection fence in Tree Save Areas	77	LF		
2420	Root prune at tree save	1	EA		
2995	**SUBTOTAL LANDSCAPE RIVERWALK**			**$**	**134,417.93**
3200	18" Planting Soil - Type 1 L02-10	11,411	SF		
3220	6" Planting Soil - Type 1 (L02-10)	31,682	SF		
3400	Plating Soil at Tree Save Area various depths	673	SF		
3995	**SUBTOTAL SOILS RIVERWALK**			**$**	**194,480.97**
4805	Sleeves	353	LF		
4810	Conduit	40	LF		
4820	POC - Connect to Existing	1	EA		
4830	Mainline - 2" CL200 Potable	360	LF		
4840	Laterals - CL200/CL160 Potable	4,520	LF		
4850	Valves	10	EA		
4860	Decoders	10	EA		
4870	QCV 1"	2	EA		
4880	Heads	180	EA		
4890	Permits	1	LS		
4895	**SUBTOTAL IRRIGATION RIVERWALK**			**$**	**27,276.56**
	SUBTOTAL LANDSCAPE & IRRIGATION - RIVERWALK			**$**	**356,175.46**
4000	PV-1 4" NG Exp Conc Paving 2,3/L01-31	23,915	SF		
4015	PV-1 ThkEdge per 3/L01-35	122	LF		
4025	Geofoam at PV-1 on Struc (12" thickness)	773	SF		
4050	PV-1 4" NG Exp Conc ADA Ramp C-502	206	SF		
4100	Q-PV-1 8" NG Exp Conc Paving (CANTILVRD) S10-02	102	SF		
4150	Q-PV-1 8" NG Exp Conc Paving (BRIDGE) S10-01, 2/	394	SF		
4200	PV-1A 8" NG Exp Conc Paving 1,3/L01-31	8,180	SF		
4250	PV-1A 8" NG Exp Conc ADA Ramp 1,3/L01-31	296	SF		
4300	PV-2 4" IC Exp Conc Paving 2,3/L01-31	9,196	SF		
4350	PV-2A 8" IC Exp Conc Paving 1,3/L01-31	5,764	SF		
4400	4" Comp Agg Base at Ped Conc 2/L01-31	33,222	SF		
4450	6" Comp Agg Base at Veh Conc 1/L01-31	14,240	SF		
4550	PV-3 4" Crushed Slate 4,6/L01-31	2,255	SF		
4650	PV-5 Art Turf w/Impact Prot 4,7,8/L01-32	4,650	SF		

4700	PV-6A Art Turf w/SBR 3/L01-32	999	SF	
4750	PV-6B Art Turf w/SBR on Structure 6/L01-32	1,897	SF	
4760	Geofoam at PV-B (18" thickness)	1,897	SF	
4800	PV-6D Art Turf w/Impact Prot on Str 5/L01-32	511	SF	
4810	Geofoam at PV-6D (12" thickness)	511	SF	
4850	PV-8 12x12" x3" Det Warning Paver C-502	107	SF	
4995	**SUBTOTAL FLATWORK**			**$ 1,385,056.03**
5000	4x12"D NG Conc Curb 6/L01-31	145	LF	
5050	Conc Stair 1 L01.33, S50-01	98	SF	
5100	Conc Stair 2 L01.33, S50-01	116	SF	
5150	Conc Stair 3 L01.33, S50-01	64	SF	
5200	Conc Stair 4 1/L01-33, S50-01	51	SF	
5250	Conc Stair 5 on Structure 5/L01-33, S50-01	27	SF	
5300	4" Comp Agg Base under Stairs L01-33	356	SF	
5500	Stair Cheek Walls 1/L01-34	32	LF	
5995	**SUBTOTAL VERTICAL**			**$ 82,267.62**
6000	W-1A Gentle Slope staked boulder 4/L01-24	1,374	SF	
6500	W-1A Steep Slope staked boulders 3/L01-24	1,865	SF	
7000	4x4"D Crushed Stone T&B Boulders	1,643	LF	
7200	W1-B 6-12" Creekstone Scramble 3,4/L01.22	174	SF	
7550	Rockwork Mockups (full scale)	3	EA	
7580	Rockwork Engineering	1	LS	
7595	**SUBTOTAL ROCKWORK**			**$ 517,369.17**
8000	Q-Trench Drain -Radial (no spec/no det)	60	LF	
8050	SS Slot Drain T316 7000 Series -Radial (no det)	37	LF	
8100	SS Slot Drain T316 7000 Series (no det)	46	LF	
8120	SS Slot Drain T316 7000 Series at Stairs (not sho)	13	LF	
8140	SS Slot Drain T316 7000 Series at Stairs -Radial	53	LF	
8200	6" Perf Underdrain C-502 C-502	1,206	LF	
8400	POC's for Underdrain/Slot Drain	11	EA	
8595	**SUBTOTAL DRAINAGE**			**$ 182,644.51**
8995	**SUBTOTAL HARDSCAPE - UPLAND**			**$ 2,167,337.33**
9000	PV-1 4" NG Exp Conc Paving 2,3/L01-31	2,244	SF	
9050	PV-1A 8" NG Exp Conc Paving 1,3/L01-31	17,605	SF	
9100	PV-2 4" IC Exp Conc Paving 2,3/L01-31	268	SF	
9150	PV-2A 8" IC Vehicular Conc 1,3/L01-31	14,450	SF	
9200	4" Comp Agg Base at Ped Conc 2/L01-31	2,512	SF	
9250	6" Comp Agg Base at Veh Conc 1/L01-31	32,055	SF	

9395	**SUBTOTAL FLATWORK**			**$ 832,915.10**
9400	SS Slot Drain T316 7000 Series (no det)	56	LF	
9495	**SUBTOTAL DRAINAGE**			**$ 22,062.32**
9595	**SUBTOTAL HARDSCAPE - RIVERWALK**			**$ 854,977.42**
7700	F-1 Omega Fence 4/L01-34	429	LF	
7750	Fence Mockup per 323116 specs	1	LS	
7995	**SUBTOTAL FENCING AT PLAYGROUND - UPLAND**			**$ 67,875.39**
8600	Q-Enkaturf 9323 w/ 8" - 12" Perf Pipe C-502	5,240	LF	
8695	**SUBTOTAL UD AT HIGH USE OPEN FIELD**			**$ 72,626.40**
9995	**TOTAL BASE BID - LANDSCAPE/IRRIGATION/HARDSCAPE**			**$ 5,479,574.56**
11000	SF-1 Bench 1/L01-38	37	EA	
11020	SF-2 Trash Receptacle 2/L01-38	5	EA	
11040	SF-3 Bike Rack 4/L01-38	14	EA	
11100	SF-5 Outdoor Shower 5/L01-38	1	EA	
11160	SF-6 Wood Bench (Type 1) 1,3,6/L01-37	1	EA	
11180	SF-7 Wood Bench (Type 2) 2,7/L01-37	5	EA	
11200	SF-8 3A Wood Bench 4,8/L01-37	1	EA	
11220	SF-8 3B Wood Bench 4,8/L01-37	1	EA	
11240	SF-8 3C Wood bench 4,8/L01-37	1	EA	
11250	Site Furnishings Misc.	1	LS	
11260	SF-8 3D Wood Bench 4,8/L01-37	1	EA	
11280	SF-9 Terraced Bench 5,9/L01-37	1	EA	
11290	Site Furnishings Misc.	1	LS	
11395	**SUBTOTAL SITE FURNISHINGS - UPLAND**			**$ 421,721.62**
11400	SF-1 Bench 1/L01-38	12	EA	
11420	SF-2 Trash Receptacle 2/L01-38	3	EA	
11460	Site Furnishings Misc.	1	LS	
11595	**SUBTOTAL SITE FURNISHINGS - RIVERWALK**			**$ 70,306.78**
9995	**TOTAL BASE BID - SITE FURNISHINGS**			**$ 771,572.56** ?
12020	12 month maintenance	12	mo	$ 75,739.20
12100	BIM Coordination @ Café Roof	1	LS	$ 16,675.00
12995	**SUBTOTAL LS ADD ALTERNATES**			**$ 92,414.20**

13000	Structural Soil ilo spec 60 clay/shale & 40 loamy	67,996	SF	$	(76,155.52)
13400	Remove reinforced fiber	12,587	SF	$	(14,097.44)
13995	**SUBTOTAL VALUE ENGINEERING**			**$**	**(90,252.96)**
10100	Stair Cheek Walls - White Conc ilo NG	1	LS		
10295	**SUBTOTAL HS ADD ALT ALTERNATES**			**$**	**2,800.60**
12000	SF-4a Bollards 2/L01-34	34	EA		
12050	SF-4b Removable Bollards 3/L01-34	4	EA		
12195	**SUBTOTAL UPLAND BOLLARDS**			**$**	**254,630.96**
12200	SF-4a Bollards 2/L01-34	4	EA		
12295	**SUBTOTAL RIVERWALK BOLLARDS**			**$**	**24,913.20**
99999	0.05% Payment & Performance Bond (if required)	1	LS		**TBD**

Upon review of this document, please do not hesitate to contact me for any additional information you may need, or for any clarification you require.

Sincerely,

Sam Striblin
321-339-9102
Business Development
BrightView Landscape Development

BrightView

Orlando and Jacksonville

Est: JRP-2_2-27-2024, JRP-5_3-15-2024

DocuSign Envelope ID: DB17A176-C8B1-4B95-8630-10A5A54C580E

EXHIBIT E

Jacksonville Riverfront Park
Haskell
Contract Value Split
4/18/2024

BrightView Landscape Development

TOTAL CONTRACT Scope	Upland	Riverwalk	Complete Project
Landscape with Soils	$ 1,831,733.45	$ 328,898.90	
Irrigation	$ 128,849.11	$ 27,276.56	
Paving - flatwork	$ 1,385,056.03	$ 832,915.10	
Vertical Hardscape	$ 82,267.62		
Boulders	$ 517,369.17		
Drainage (incl Enkaturf)	$ 255,270.91	$ 22,062.32	
Fencing (Not Included)			
Site Furnishings	$ 421,721.62	$ 70,306.78	
Totals	$ 4,622,267.91	$ 1,281,459.66	$ 5,903,727.57

Initial Contract Scope	Upland	Riverwalk	Complete Project
Landscape with Soils		$ 328,898.90	
Irrigation	$ 128,849.11	$ 27,276.56	
Paving - flatwork	$ 1,385,056.03	$ 832,915.10	
*Less 11,000 SF PV-1, 4"	$ (139,150.00)		
*Less 6450 SF PV-2, 4"	$ (96,427.50)		
Vertical Hardscape			
Boulders			
Drainage (incl Enkaturf)		$ 22,062.32	
Fencing (Not Included)			
Site Furnishings	$ 421,721.62	$ 70,306.78	
Totals	$ 1,700,049.26	$ 1,281,459.66	$ 2,981,508.92

Nov 1, 2024 Change Order Scope	Upland	Riverwalk	Complete Project
Landscape with Soils	$ 1,831,733.45		
Irrigation			
Paving - flatwork			
*11,000 SF PV-1, 4"	$ 139,150.00		
*6450 SF PV-2, 4"	$ 96,427.50		
Vertical Hardscape	$ 82,267.62		
Boulders	$ 517,369.17		
Drainage (incl Enkaturf)	$ 255,270.91		
Fencing (Not Included)			
Site Furnishings			
Totals	$ 2,922,218.65	$ -	$ 2,922,218.65
		Check	$ 5,903,727.57

* Value of PV-1 and PV-2, 4" Concrete in Café Area Concrete (see attached Map - Green Area)

DocuSign Envelope ID: DB17A176-C8B1-4B95-8630-10A5A54C580E

EXHIBIT E

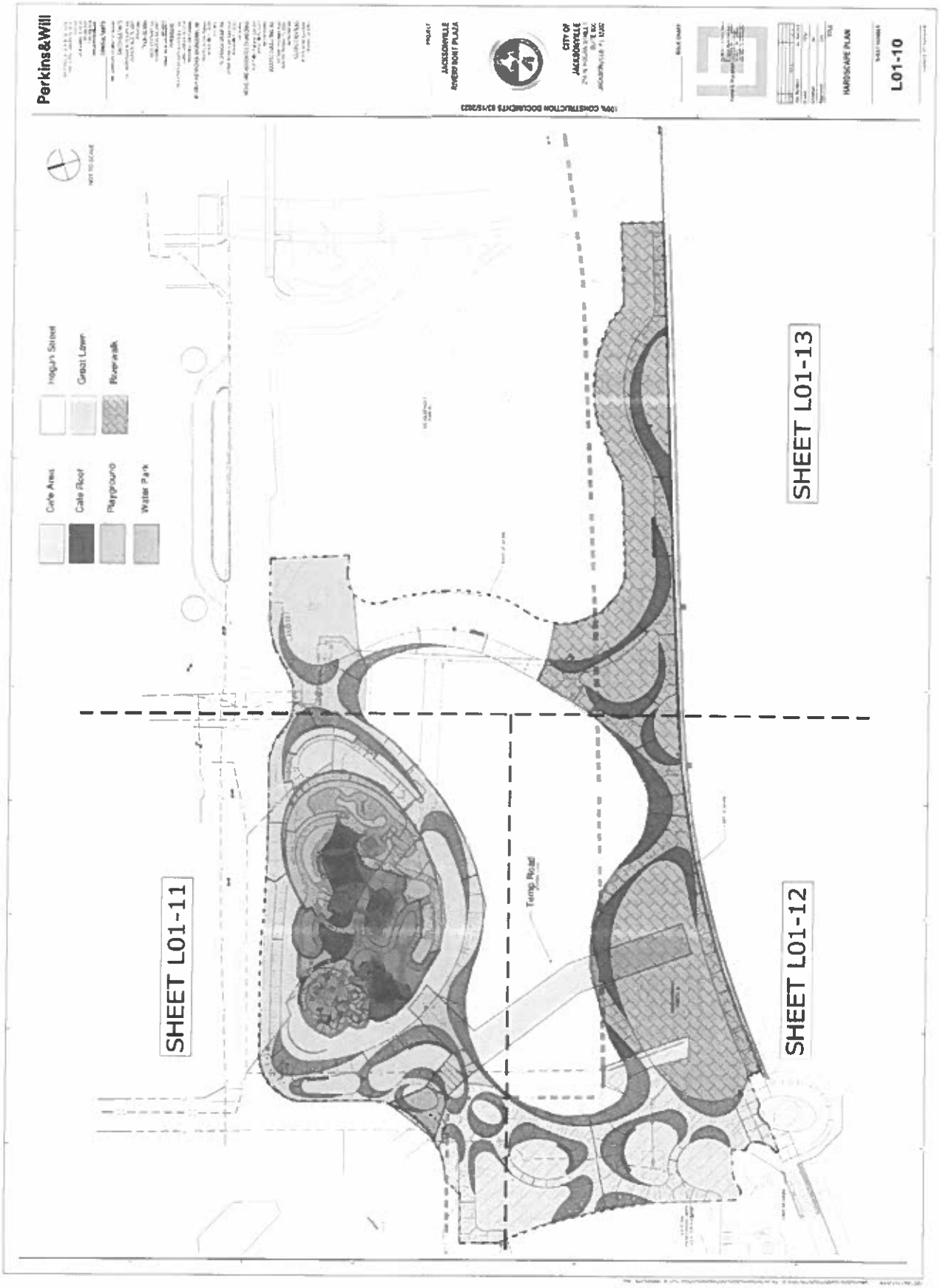

Exhibit D

Activity ID	Activity Name	Orig Dur	Start	Finish
City of Jacksonville - Northbank Riverfront Plaza		557	27-Oct-22 A	20-Nov-25
Milestones		546	26-Sep-23 A	20-Nov-25
M1000	COJ Selects Construction Manager	0	26-Sep-23 A	
M3000	Notice to Proceed with Phase 1A Construction	0	24-Jan-24 A	
M3100	Notice to Proceed with Phase 1B Construction	0	02-May-24	
M3110	Phase 1A - Bulkhead Complete	0		13-Feb-25*
M3210	Riverwalk Reopen	0		29-May-25
M3200	Phase 1B - Cafe and Tie in to West Cafe Complete	0		02-Jul-25
FS2310	Permanent Power	0		16-Jul-25
M3120	Permanent Water	0		21-Jul-25
M3130	Substantial Completion	0		23-Oct-25
M9999	Final Project Completion	0		20-Nov-25
Design & Permits		512	27-Oct-22 A	18-Sep-25
Design		78	11-Dec-23 A	17-May-24
Phase 1 Redesign		78	11-Dec-23 A	17-May-24
DE3020	Haskell Underground Utility Locate & Reporting	24	11-Dec-23 A	16-Jan-24 A
DE3010	Perkins & Will Phase 1 Redesign	34	12-Dec-23 A	31-Jan-24 A
DE3030	Pile Foundation Redesign	10	03-May-24	17-May-24
Permits		512	27-Oct-22 A	18-Sep-25
Bulkhead		160	27-Oct-22 A	14-Feb-24 A
P1000	FDEP 404/USACE Nationwide Permit	160	27-Oct-22 A	20-Dec-22 A
P1020	Install Monitoring Wells/FDEP NOI	30	17-Dec-23 A	14-Feb-24 A
P1010	COJ Tree Removal Permit	19	03-Jan-24 A	26-Jan-24 A
P1030	FDEP 404/USACE NOI	10	12-Jan-24 A	22-Jan-24 A
Riverfront Plaza		82	13-Sep-23 A	24-Jun-24
P2600	FDEP Domestic Water and Sanitary	30	13-Sep-23 A	13-Sep-23 A
P2200	COJ Tree Removal Permit	30	03-Jan-24 A	26-Jan-24 A
P2800	FDEP Dewatering Permit	30	01-Feb-24 A	14-Feb-24 A
P3000	COJ Building Permit	30	01-Mar-24 A	01-Apr-24
P2000	SJRWMD ERP Permit - NOI	10	01-Apr-24	12-Apr-24
P2300	JEA Coordination	60	01-Apr-24	24-Jun-24
P2500	FDEP NPDES Permit - NOI	15	01-Apr-24	19-Apr-24
P2900	SJRWMD Well Permit	30	01-Apr-24	10-May-24
Health Department		361	19-Apr-24	18-Sep-25
A9120	Submit Application and Stamped Drawings to DOH	10	19-Apr-24	03-May-24
A9130	DOH Approval	30	03-May-24	17-Jun-24
A9140	Submit for City DOH Permit	20	17-Jun-24	16-Jul-24
A9150	Piping Inspection During Waterplay Equipment Install	5	05-Nov-24	12-Nov-24
A9160	Equipment Inspections During Construction	5	12-Jun-25	19-Jun-25
A9170	Apply for Operating Permit	20	19-Jun-25	17-Jul-25
A9180	Final DOH Inspection	10	04-Sep-25	18-Sep-25
Preconstruction & Procurement		277	17-Oct-23 A	01-Nov-24
Preconstruction		277	17-Oct-23 A	01-Nov-24
General Preconstruction		36	17-Oct-23 A	14-Dec-23 A

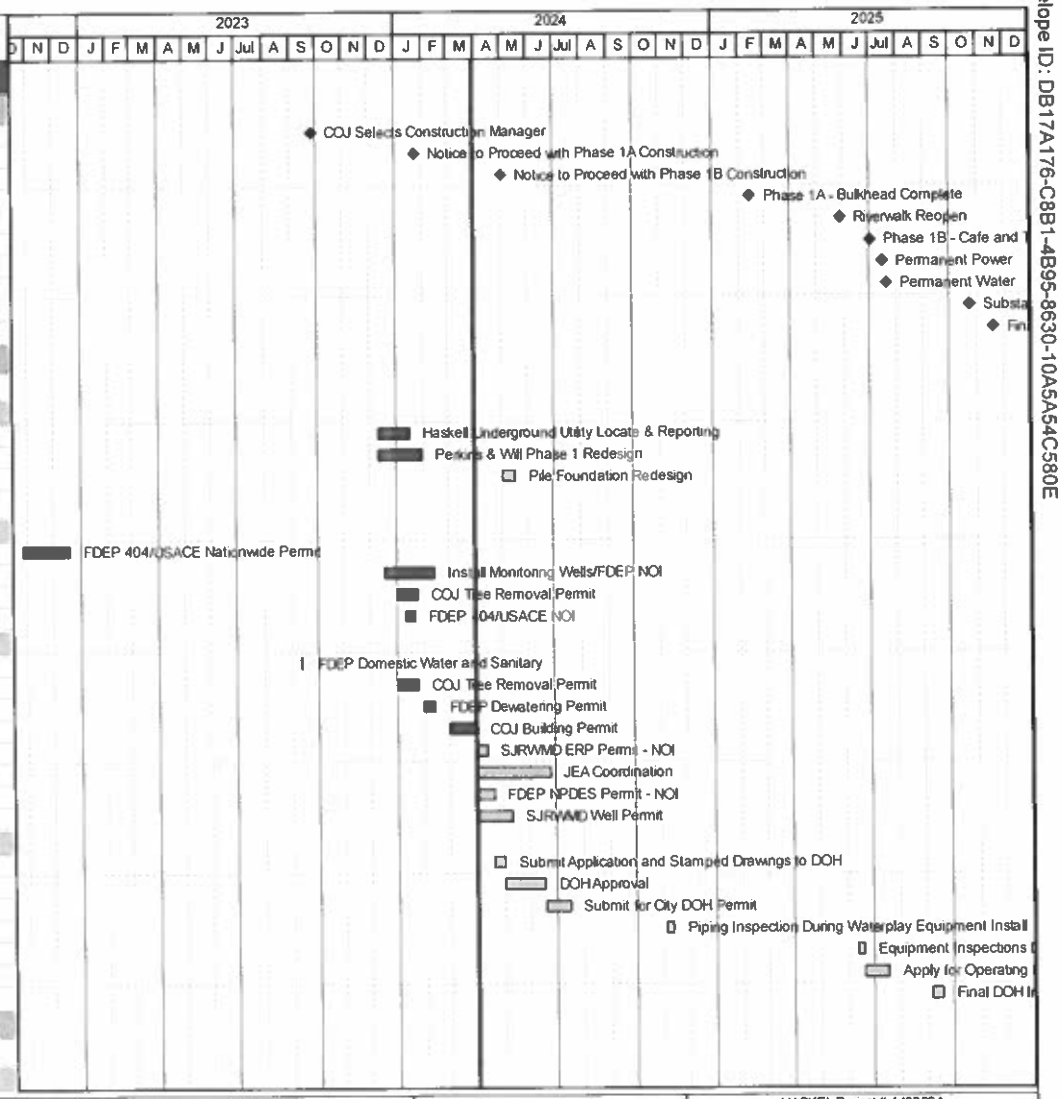

Start Date 27-Oct-22
Finish Date 20-Nov-25
Data Date 31-Mar-24
Print Date 22-Apr-24 - 11:40

Actual Work
Remaining Work
Critical Remaining Work
Milestone

COJNRP-8

1 of 26

City of Jacksonville - Northbank Riverfront Plaza
Project Schedule Layout by WBS, ES
Upland Park GMP Baseline Schedule

HASKELL

HASKEL Project # 4400661

Date	Revision	Checked	Approved

EXHIBIT E

DocuSign Envelope ID: DB17A176-C8B1-4B95-8630-10A5A54C580E

Activity ID	Activity Name	Orig Dur	Start	Finish
PR1100	COJ Project Kickoff	1	17-Oct-23 A	17-Oct-23 A
PR1430	Office of General Counsel Terms and Conditions Review	14	18-Oct-23 A	22-Nov-23 A
PR1400	Prepare/Submit Preconstruction Proposal	10	18-Oct-23 A	09-Nov-23 A
PR1020	Provide Construction Schedule	13	18-Oct-23 A	09-Nov-23 A
PR1410	Negotiate Preconstruction Proposal	5	09-Nov-23 A	16-Nov-23 A
PR1420	COJ Board Approval & Issuance of Contract	5	16-Nov-23 A	14-Dec-23 A
Phase 1A Bulkhead Preconstruction		65	17-Oct-23 A	24-Jan-24 A
PR1110	Provide Written Comments for 100% Bulkhead Documents	10	17-Oct-23 A	26-Oct-23 A
PR1200	Solicit Phase 1 GMP Bidders	5	25-Oct-23 A	06-Nov-23 A
PR1120	Coordination Meeting to Discuss 100% Bulkhead Comments	1	01-Nov-23 A	01-Nov-23 A
PR1300	Issue Phase 1 GMP Bid Packages/Receive Pricing	15	06-Nov-23 A	29-Nov-23 A
PR1510	Prepare/Sumit Phase 1 Bulkhead Proposal	5	29-Nov-23 A	05-Dec-23 A
PR1500	Negotiate Phase 1 GMP	1	05-Dec-23 A	14-Dec-23 A
PR1520	COJ Board Approval & Issuance of Addendum	18	14-Dec-23 A	24-Jan-24 A
Phase 1B Cafe Early Preconstruction Package		44	15-Dec-23 A	26-Mar-24 A
PR3710	Solicit Phase 1B Early Procurement GMP Bidders	5	15-Dec-23 A	17-Dec-23 A
PR3700	Issue Phase 1B Early Procurement GMP Bid Packages/Receive Pricing	15	18-Dec-23 A	16-Jan-24 A
PR3750	Prepare/Sumit Phase 1B Early Procurement Cafe Proposal	5	17-Jan-24 A	19-Jan-24 A
PR3720	Negotiate Phase 1B Early Procurement GMP	5	22-Jan-24 A	13-Feb-24 A
PR3760	COJ Board Approval & Issuance of Addendum	17	14-Feb-24 A	26-Mar-24 A
Phase 1B Cafe Preconstruction		45	24-Jan-24 A	01-May-24
PR3120	Solicit Phase 1B GMP Bidders	5	24-Jan-24 A	31-Jan-24 A
PR3140	Issue Phase 1B GMP Bid Packages/Receive Pricing	18	31-Jan-24 A	01-Apr-24
PR3110	Provide Written Comments for 100% Cafe Documents	8	31-Jan-24 A	07-Mar-24 A
PR3130	Coordination Meeting to Discuss 100% Cafe Comments	3	16-Feb-24 A	20-Feb-24 A
PR3150	Prepare/Submit Phase 1B Cafe Proposal	6	25-Mar-24 A	01-Apr-24
PR3160	Negotiate Phase 1B GMP	5	08-Apr-24	12-Apr-24
PR3170	COJ Board Approval & Issuance of Addendum	5	25-Apr-24	01-May-24
Phase 1B Cafe - Future Funding		24	01-Oct-24	01-Nov-24
PR3770	COJ Future Funding Approval	1	01-Oct-24*	01-Oct-24
PR3780	Reconcile GMP Amendment	5	02-Oct-24	08-Oct-24
PR3790	COJ Board Approval & Issuance of Addendum	18	09-Oct-24	01-Nov-24
Procurement		88	01-Dec-23 A	02-May-24
Early Subcontractor Engagement		10	01-Dec-23 A	05-Jan-24 A
PR2500	Contract Dewatering Consultant	10	01-Dec-23 A	15-Dec-23 A
PR2000	Contract Marine Contractor	10	11-Dec-23 A	05-Jan-24 A
General Procurement		1	26-Mar-24 A	02-May-24
A8300	Early Procurement	1	26-Mar-24 A	26-Mar-24 A
A1340	General Procurement	1	02-May-24	02-May-24
Delays & Impacts		401	01-Apr-24	23-Oct-25
A9190	Haskell Identifies Conflict with Sheet Pile Delivery Delay Notification	1	01-Apr-24	01-Apr-24
A9200	Anticipated Barge Mooring Standby	2	02-Apr-24	03-Apr-24
A9210	Offload Sheets from Barge/Sheet Pile Coating/Delivery	7	04-Apr-24	12-Apr-24
A9220	Unforeseen Schedule Time Allowance	30	23-Sep-25	23-Oct-25
Project Management		281	11-Dec-23 A	07-Feb-25

Start Date 27-Oct-22
Finish Date 20-Nov-25
Data Date 31-Mar-24
Print Date 22-Apr-24 - 11:40

Actual Work
Remaining Work
Critical Remaining Work
Milestone

COJNRP-8

2 of 26

City of Jacksonville - Northbank Riverfront Plaza
Project Schedule Layout by WBS, ES
Upland Park GMP Baseline Schedule

HASKELL

HASKEL Project # 4400661

Date	Revision	Checked	Approved

EXHIBIT E

DocuSign Envelope ID: DB17A176-C8B1-4B95-8630-10A5A54C580E

Activity ID	Activity Name	Orig Dur	Start	Finish
Procurement		281	11-Dec-23 A	07-Feb-25
Phase 1A - Bulkhead		129	11-Dec-23 A	01-Jul-24
Steel Sheet Pile System		72	11-Dec-23 A	01-Apr-24
PR3340	Submit Steel Sheet Pile System	5	11-Dec-23 A	15-Dec-23 A
PR3350	Approve Steel Sheet Pile System	5	18-Dec-23 A	21-Dec-23 A
PR3360	Fab Steel Sheet Pile System	57	05-Jan-24 A	25-Mar-24 A
PR3370	Del Steel Sheet Pile System	5	26-Mar-24 A	01-Apr-24
Soil Anchor Installation Method		32	29-Feb-24 A	12-Apr-24
PR3380	Submit Soil Anchor Installation Method	10	29-Feb-24 A	01-Apr-24
PR3390	Approve Soil Anchor Installation Method	10	01-Apr-24	12-Apr-24
Soil Anchor System		57	29-Feb-24 A	17-May-24
PR3420	Submit Soil Anchor System	10	29-Feb-24 A	01-Apr-24
PR3430	Approve Soil Anchor System	10	01-Apr-24	12-Apr-24
PR3440	Fab Soil Anchor System	20	15-Apr-24	10-May-24
PR3450	Del Soil Anchor System	5	13-May-24	17-May-24
Structural Steel		65	01-Apr-24	01-Jul-24
PR3460	Submit Structural Steel	10	01-Apr-24	12-Apr-24
PR3470	Approve Structural Steel	10	15-Apr-24	26-Apr-24
PR3480	Fab Structural Steel	40	29-Apr-24	24-Jun-24
PR3490	Del Structural Steel	5	25-Jun-24	01-Jul-24
Concrete Formwork		35	01-Apr-24	17-May-24
PR3500	Submit Concrete Formwork	10	01-Apr-24	12-Apr-24
PR3510	Approve Concrete Formwork	10	15-Apr-24	26-Apr-24
PR3520	Fab Concrete Formwork	10	29-Apr-24	10-May-24
PR3530	Del Concrete Formwork	5	13-May-24	17-May-24
Reinforcing Steel		38	26-Feb-24 A	22-May-24
PR3540	Submit Reinforcing Steel	15	26-Feb-24 A	05-Mar-24 A
PR3600	Revise & Resubmit Reinforcing Steel	16	06-Mar-24 A	27-Mar-24 A
PR3610	Submit Revised Reinforcing Steel	5	28-Mar-24 A	03-Apr-24
PR3550	Approve Reinforcing Steel	10	04-Apr-24	17-Apr-24
PR3560	Fab Reinforcing Steel	20	18-Apr-24	15-May-24
PR3570	Del Reinforcing Steel	5	16-May-24	22-May-24
Concrete Mix Design		42	13-Feb-24 A	05-Mar-24 A
PR3580	Submit Concrete Mix Design	10	13-Feb-24 A	13-Feb-24 A
PR3590	Approve Concrete Mix Design	10	14-Feb-24 A	05-Mar-24 A
Overall Construction Work Plan		10	02-Jan-24 A	19-Jan-24 A
PR3620	Submit Overall Construction Work Plan	5	02-Jan-24 A	05-Jan-24 A
PR3630	Approve Overall Construction Work Plan	5	08-Jan-24 A	19-Jan-24 A
Underwater Conduit Assessment / Splice Method		20	01-Apr-24	26-Apr-24
PR3660	Submit Underwater Conduit Asessment / Splice Method	10	01-Apr-24	12-Apr-24
PR3670	Approve Underwater Conduit Asessment / Splice Method	10	15-Apr-24	26-Apr-24
Phase 1B - Cafe		217	26-Mar-24 A	07-Feb-25
031516 - Concrete Expansion-Contraction Joint Filler		50	03-May-24	15-Jul-24
A2290	Procure Concrete Expansion-Contraction Joint Filler	5	03-May-24	09-May-24
A2300	Submit Concrete Expansion-Contraction Joint Filler	10	10-May-24	23-May-24



Start Date 27-Oct-22
Finish Date 20-Nov-25
Data Date 31-Mar-24
Print Date 22-Apr-24 - 11:40

Actual Work
Remaining Work
Critical Remaining Work
Milestone

COJNRP-8

City of Jacksonville - Northbank Riverfront Plaza
Project Schedule Layout by WBS, ES
Upland Park GMP Baseline Schedule

HASKELL

HASKEL Project # 440066 1

Date	Revision	Checked	Approved

EXHIBIT E

DocuSign Envelope ID: DB17A176-C8B1-4B95-8630-10A5A54C580E

Activity ID	Activity Name	Orig Dur	Start	Finish
A2310	Approve Concrete Expansion-Contraction Joint Filler	10	24-May-24	07-Jun-24
A2320	Fabricate Concrete Expansion-Contraction Joint Filler	20	10-Jun-24	08-Jul-24
A2330	Deliver Concrete Expansion-Contraction Joint Filler	5	09-Jul-24	15-Jul-24
033000 - Cast-In-Place Concrete		56	03-May-24	23-Jul-24
A2390	Procure Cast-In-Place Concrete	5	03-May-24	09-May-24
A2400	Submit Cast-In-Place Concrete	10	20-May-24	03-Jun-24
A2410	Approve Cast-In-Place Concrete	10	04-Jun-24	17-Jun-24
A2420	Fabricate Cast-In-Place Concrete	20	18-Jun-24	16-Jul-24
A2430	Deliver Cast-In-Place Concrete	5	17-Jul-24	23-Jul-24
033010 - Mock-UP Concrete		21	03-May-24	03-Jun-24
A9060	Procure Concrete Mix Design	5	03-May-24	09-May-24
A9080	Submit Concrete Mix Design	5	10-May-24	16-May-24
A9090	Submit Formwork Shop Drawings	5	10-May-24	16-May-24
A9070	Approve Concrete Mix Design	5	17-May-24	23-May-24
A9100	Form 4x4 Concrete Samples	5	24-May-24	31-May-24
A9110	Review Concrete Samples (4x4)	1	03-Jun-24	03-Jun-24
033300 - Architectural Concrete		50	03-May-24	15-Jul-24
A2440	Procure Architectural Concrete	5	03-May-24	09-May-24
A2450	Submit Architectural Concrete	10	10-May-24	23-May-24
A2460	Approve Architectural Concrete	10	24-May-24	07-Jun-24
A2470	Fabricate Architectural Concrete	20	10-Jun-24	08-Jul-24
A2480	Deliver Architectural Concrete	5	09-Jul-24	15-Jul-24
033543 - Polished Concrete		50	03-May-24	15-Jul-24
A8960	Procure Polished Concrete	5	03-May-24	09-May-24
A8970	Submit Polished Concrete	10	10-May-24	23-May-24
A8980	Approve Polished Concrete	10	24-May-24	07-Jun-24
A8990	Fabricate Polished Concrete	20	10-Jun-24	08-Jul-24
A9000	Deliver Polished Concrete	5	09-Jul-24	15-Jul-24
042000 - Unit Masonry		50	04-Nov-24	17-Jan-25
A2490	Procure Unit Masonry	5	04-Nov-24	08-Nov-24
A2500	Submit Unit Masonry	10	11-Nov-24	22-Nov-24
A2510	Approve Unit Masonry	10	25-Nov-24	10-Dec-24
A2520	Fabricate Unit Masonry	20	11-Dec-24	10-Jan-25
A2530	Deliver Unit Masonry	5	13-Jan-25	17-Jan-25
051200 - Structural Steel Framing		55	03-May-24	22-Jul-24
A2540	Procure Structural Steel Framing	5	03-May-24	09-May-24
A2550	Submit Structural Steel Framing	10	10-May-24	23-May-24
A2560	Approve Structural Steel Framing	10	24-May-24	07-Jun-24
A1660	Fabricate Structural Steel Framing	25	10-Jun-24	15-Jul-24
A2570	Deliver Structural Steel Framing	5	16-Jul-24	22-Jul-24
055000 - Metal Fabrications		80	03-May-24	29-Jul-24
A2580	Procure Metal Fabrications	5	03-May-24	09-May-24
A2590	Submit Metal Fabrications	20	10-May-24	07-Jun-24
A2600	Approve Metal Fabrications	10	10-Jun-24	21-Jun-24
A2610	Fabricate Metal Fabrications	20	24-Jun-24	22-Jul-24
A2620	Deliver Metal Fabrications	5	23-Jul-24	29-Jul-24



Start Date : 27-Oct-22
Finish Date : 20-Nov-25
Data Date : 31-Mar-24
Print Date : 22-Apr-24 - 11:40

Actual Work
Remaining Work
Critical Remaining Work
Milestone

COJNRP-8

City of Jacksonville - Northbank Riverfront Plaza
Project Schedule Layout by WBS, ES
Upland Park GMP Baseline Schedule

HASKELL

HASKEL Project # 4400661

Date	Revision	Checked	Approved

EXHIBIT E

DocuSign Envelope ID: DB17A176-C8B1-4B95-8630-10A5A54C580E

Activity ID	Activity Name	Orig Dur	Start	Finish
057300 - Decorative Metal Railings		**173**	**03-May-24**	**10-Jan-25**
A2630	Procure Decorative Metal Railings	5	03-May-24	09-May-24
A2640	Submit Decorative Metal Railings	20	10-May-24	07-Jun-24
A2650	Approve Decorative Metal Railings	10	10-Jun-24	21-Jun-24
A2660	Fabricate Decorative Metal Railings	40	04-Nov-24	03-Jan-25
A2670	Deliver Decorative Metal Railings	5	06-Jan-25	10-Jan-25
071324 - Pre-Applied Sheet Membrane Waterproofing		**50**	**03-May-24**	**15-Jul-24**
A2780	Procure Pre-Applied Sheet Membrane Waterproofing	5	03-May-24	09-May-24
A2790	Submit Pre-Applied Sheet Membrane Waterproofing	10	10-May-24	23-May-24
A2800	Approve Pre-Applied Sheet Membrane Waterproofing	10	24-May-24	07-Jun-24
A2810	Fabricate Pre-Applied Sheet Membrane Waterproofing	20	10-Jun-24	08-Jul-24
A1920	Deliver Pre-Applied Sheet Membrane Waterproofing	5	09-Jul-24	15-Jul-24
072100 - Thermal Insulation		**70**	**03-May-24**	**12-Aug-24**
A1930	Procure Thermal Insulation	5	03-May-24	09-May-24
A1940	Submit Thermal Insulation	10	10-May-24	23-May-24
A1950	Approve Thermal Insulation	10	24-May-24	07-Jun-24
A1960	Fabricate Thermal Insulation	40	10-Jun-24	05-Aug-24
A1970	Deliver Thermal Insulation	5	06-Aug-24	12-Aug-24
075556 - Fluid-Applied Protected Membrane Roofing		**70**	**03-May-24**	**12-Aug-24**
A1980	Procure Fluid-Applied Protected Membrane Roofing	5	03-May-24	09-May-24
A1990	Submit Fluid-Applied Protected Membrane Roofing	10	10-May-24	23-May-24
A2820	Approve Fluid-Applied Protected Membrane Roofing	10	24-May-24	07-Jun-24
A2830	Fabricate Fluid-Applied Protected Membrane Roofing	40	10-Jun-24	05-Aug-24
A2840	Deliver Fluid-Applied Protected Membrane Roofing	5	06-Aug-24	12-Aug-24
077129 - Manufactured Roof Expansion Joints		**70**	**03-May-24**	**12-Aug-24**
A2030	Procure Manufactured Roof Expansion Joints	5	03-May-24	09-May-24
A2040	Submit Manufactured Roof Expansion Joints	10	10-May-24	23-May-24
A2050	Approve Manufactured Roof Expansion Joints	10	24-May-24	07-Jun-24
A2060	Fabricate Manufactured Roof Expansion Joints	40	10-Jun-24	05-Aug-24
A2850	Deliver Manufactured Roof Expansion Joints	5	06-Aug-24	12-Aug-24
077273 - Vegetated Roof Systems		**70**	**03-May-24**	**12-Aug-24**
A9010	Procure Vegetated Roof Systems	5	03-May-24	09-May-24
A9020	Submit Vegetated Roof Systems	10	10-May-24	23-May-24
A9030	Approve Vegetated Roof Systems	10	24-May-24	07-Jun-24
A9040	Fabricate Vegetated Roof Systems	40	10-Jun-24	05-Aug-24
A9050	Deliver Vegetated Roof Systems	5	06-Aug-24	12-Aug-24
078413 - Penetration Firestopping		**50**	**03-May-24**	**15-Jul-24**
A2900	Procure Penetration Firestopping	5	03-May-24	09-May-24
A2910	Submit Penetration Firestopping	10	10-May-24	23-May-24
A2920	Approve Penetration Firestopping	10	24-May-24	07-Jun-24
A2930	Fabricate Penetration Firestopping	20	10-Jun-24	08-Jul-24
A2940	Deliver Penetration Firestopping	5	09-Jul-24	15-Jul-24
078443 - Joint Firestopping		**50**	**03-May-24**	**15-Jul-24**
A2950	Procure Joint Firestopping	5	03-May-24	09-May-24
A2960	Submit Joint Firestopping	10	10-May-24	23-May-24
A2970	Approve Joint Firestopping	10	24-May-24	07-Jun-24



Start Date 27-Oct-22
Finish Date 20-Nov-25
Data Date 31-Mar-24
Print Date 22-Apr-24 - 11:40

Actual Work
Remaining Work
Critical Remaining Work
Milestone

COJNRP-8

City of Jacksonville - Northbank Riverfront Plaza
Project Schedule Layout by WBS, ES
Upland Park GMP Baseline Schedule

HASKELL

HASKEL Project # 4400661

Date	Revision	Checked	Approved

EXHIBIT E

DocuSign Envelope ID: DB17A176-C8B1-4B95-8630-10A5A54C580E

Activity ID	Activity Name	Orig Dur	Start	Finish
A2980	Fabricate Joint Firestopping	20	10-Jun-24	08-Jul-24
A2990	Deliver Joint Firestopping	5	09-Jul-24	15-Jul-24
079100 - Preformed Joint Seals		**50**	**03-May-24**	**15-Jul-24**
A3000	Procure Preformed Joint Seals	5	03-May-24	09-May-24
A3010	Submit Preformed Joint Seals	10	10-May-24	23-May-24
A3020	Approve Preformed Joint Seals	10	24-May-24	07-Jun-24
A3030	Fabricate Preformed Joint Seals	20	10-Jun-24	08-Jul-24
A3040	Deliver Preformed Joint Seals	5	09-Jul-24	15-Jul-24
079200 - Joint Sealants		**50**	**03-May-24**	**15-Jul-24**
A3050	Procure Joint Sealants	5	03-May-24	09-May-24
A3060	Submit Joint Sealants	10	10-May-24	23-May-24
A3070	Approve Joint Sealants	10	24-May-24	07-Jun-24
A3080	Fabricate Joint Sealants	20	10-Jun-24	08-Jul-24
A3090	Deliver Joint Sealants	5	09-Jul-24	15-Jul-24
081113 - Hollow Metal Doors and Frames		**70**	**03-May-24**	**12-Aug-24**
A3100	Procure Hollow Metal Doors and Frames	5	03-May-24	09-May-24
A3110	Submit Hollow Metal Doors and Frames	10	10-May-24	23-May-24
A3120	Approve Hollow Metal Doors and Frames	10	24-May-24	07-Jun-24
A3130	Fabricate Hollow Metal Doors and Frames	40	10-Jun-24	05-Aug-24
A3140	Deliver Hollow Metal Doors and Frames	5	06-Aug-24	12-Aug-24
083336 - Side Coiling Grilles		**90**	**03-May-24**	**10-Sep-24**
A3150	Procure Side Coiling Grilles	5	03-May-24	09-May-24
A3160	Submit Side Coiling Grilles	10	10-May-24	23-May-24
A3170	Approve Side Coiling Grilles	10	24-May-24	07-Jun-24
A3180	Fabricate Side Coiling Grilles	60	10-Jun-24	03-Sep-24
A3190	Deliver Side Coiling Grilles	5	04-Sep-24	10-Sep-24
084213 - Aluminum-Framed Entrances		**100**	**03-May-24**	**24-Sep-24**
A3750	Procure Aluminum-Framed Entrances	5	03-May-24	09-May-24
A3760	Submit Aluminum-Framed Entrances	20	10-May-24	07-Jun-24
A3770	Approve Aluminum-Framed Entrances	10	10-Jun-24	21-Jun-24
A3780	Fabricate Aluminum-Framed Entrances	60	24-Jun-24	17-Sep-24
A3790	Deliver Aluminum-Framed Entrances	5	18-Sep-24	24-Sep-24
084423 - Structural-Sealant-Glazed Curtain Walls		**193**	**03-May-24**	**07-Feb-25**
A3800	Procure Structural-Sealant-Glazed Curtain Walls	5	03-May-24	09-May-24
A3810	Submit Structural-Sealant-Glazed Curtain Walls	20	10-May-24	07-Jun-24
A3820	Approve Structural-Sealant-Glazed Curtain Walls	10	10-Jun-24	21-Jun-24
A3830	Fabricate Structural-Sealant-Glazed Curtain Walls	60	04-Nov-24	31-Jan-25
A3840	Deliver Structural-Sealant-Glazed Curtain Walls	5	03-Feb-25	07-Feb-25
087100 - Door Hardware		**90**	**03-May-24**	**10-Sep-24**
A3850	Procure Door Hardware	5	03-May-24	09-May-24
A3860	Submit Door Hardware	10	10-May-24	23-May-24
A3870	Approve Door Hardware	10	24-May-24	07-Jun-24
A3880	Fabricate Door Hardware	60	10-Jun-24	03-Sep-24
A3890	Deliver Door Hardware	5	04-Sep-24	10-Sep-24
088000 - Glazing		**100**	**03-May-24**	**24-Sep-24**
A3900	Procure Glazing	5	03-May-24	09-May-24



Start Date 27-Oct-22
Finish Date 20-Nov-25
Data Date 31-Mar-24
Print Date 22-Apr-24 - 11:40

Actual Work
Remaining Work
Critical Remaining Work
Milestone

COJNRP-8

City of Jacksonville - Northbank Riverfront Plaza
Project Schedule Layout by WBS, ES
Upland Park GMP Baseline Schedule

HASKELL

HASKEL Project # 4400661

Date	Revision	Checked	Approved

EXHIBIT E

DocuSign Envelope ID: DB17A176-C8B1-4B95-8630-10A5A54C580E

Activity ID	Activity Name	Orig Dur	Start	Finish
A3910	Submit Glazing	20	10-May-24	07-Jun-24
A3920	Approve Glazing	10	10-Jun-24	21-Jun-24
A3930	Fabricate Glazing	60	24-Jun-24	17-Sep-24
A3940	Deliver Glazing	5	18-Sep-24	24-Sep-24
096116 - Concrete Floor Sealing		**40**	**03-May-24**	**28-Jun-24**
A3950	Procure Concrete Floor Sealing	5	03-May-24	09-May-24
A3960	Submit Concrete Floor Sealing	10	10-May-24	23-May-24
A3970	Approve Concrete Floor Sealing	10	24-May-24	07-Jun-24
A3980	Fabricate Concrete Floor Sealing	10	10-Jun-24	21-Jun-24
A3990	Deliver Concrete Floor Sealing	5	24-Jun-24	28-Jun-24
099600 - High Performance Coatings		**50**	**03-May-24**	**15-Jul-24**
A4000	Procure High-Performance Coatings	5	03-May-24	09-May-24
A4010	Submit High-Performance Coatings	10	10-May-24	23-May-24
A4020	Approve High-Performance Coatings	10	24-May-24	07-Jun-24
A4030	Fabricate High-Performance Coatings	20	10-Jun-24	08-Jul-24
A4040	Deliver High-Performance Coatings	5	09-Jul-24	15-Jul-24
099726 - Cementitious Coatings		**50**	**03-May-24**	**15-Jul-24**
A4050	Procure Cementitious Coatings	5	03-May-24	09-May-24
A4060	Submit Cementitious Coatings	10	10-May-24	23-May-24
A4070	Approve Cementitious Coatings	10	24-May-24	07-Jun-24
A4080	Fabricate Cementitious Coatings	20	10-Jun-24	08-Jul-24
A4090	Deliver Cementitious Coatings	5	09-Jul-24	15-Jul-24
102113.14 - Stainless-Steel Toilet Compartments		**70**	**03-May-24**	**12-Aug-24**
A3650	Procure Stainless-Steel Toilet Compartments	5	03-May-24	09-May-24
A3660	Submit Stainless-Steel Toilet Compartments	10	10-May-24	23-May-24
A3670	Approve Stainless-Steel Toilet Compartments	10	24-May-24	07-Jun-24
A3680	Fabricate Stainless-Steel Toilet Compartments	40	10-Jun-24	05-Aug-24
A3690	Deliver Stainless-Steel Toilet Compartments	5	06-Aug-24	12-Aug-24
102800 - Toilet, Bath, and Laundry Accessories		**70**	**03-May-24**	**12-Aug-24**
A3600	Procure Toilet, Bath, and Laundry Accessories	5	03-May-24	09-May-24
A3610	Submit Toilet, Bath, and Laundry Accessories	10	10-May-24	23-May-24
A3620	Approve Toilet, Bath, and Laundry Accessories	10	24-May-24	07-Jun-24
A3630	Fabricate Toilet, Bath, and Laundry Accessories	40	10-Jun-24	05-Aug-24
A3640	Deliver Toilet, Bath, and Laundry Accessories	5	06-Aug-24	12-Aug-24
104416 - Fire Extinguishers		**25**	**03-May-24**	**07-Jun-24**
A3550	Procure Fire Extinguishers	5	03-May-24	09-May-24
A3560	Submit Fire Extinguishers	5	10-May-24	16-May-24
A3570	Approve Fire Extinguishers	5	17-May-24	23-May-24
A3580	Fabricate Fire Extinguishers	5	24-May-24	31-May-24
A3590	Deliver Fire Extinguishers	5	03-Jun-24	07-Jun-24
118129 - Facility Fall Protection		**80**	**03-May-24**	**26-Aug-24**
A3500	Procure Facility Fall Protection	5	03-May-24	09-May-24
A3510	Submit Facility Fall Protection	20	10-May-24	07-Jun-24
A3520	Approve Facility Fall Protection	10	10-Jun-24	21-Jun-24
A3530	Fabricate Facility Fall Protection	40	24-Jun-24	19-Aug-24
A3540	Deliver Facility Fall Protection	5	20-Aug-24	26-Aug-24



Start Date 27-Oct-22
Finish Date 20-Nov-25
Data Date 31-Mar-24
Print Date 22-Apr-24 - 11:40

Actual Work
Remaining Work
Critical Remaining Work
Milestone

COJNRP-8

City of Jacksonville - Northbank Riverfront Plaza
Project Schedule Layout by WBS, ES
Upland Park GMP Baseline Schedule

HASKELL

HASKEL Project # 4400661

Date	Revision	Checked	Approved

EXHIBIT E

DocuSign Envelope ID: DB17A176-C8B1-4B95-8630-10A5A54C580E

Activity ID	Activity Name	Orig Dur	Start	Finish
131200 - Water Features		140	26-Mar-24 A	18-Oct-24
A3450	Procure Water Features	5	26-Mar-24 A	19-Apr-24
A3460	Submit Water Features	20	22-Apr-24	17-May-24
A3470	Approve Water Features	10	20-May-24	03-Jun-24
A3480	Fabricate Water Features	60	17-Jul-24	09-Oct-24
A3490	Deliver Water Features	5	10-Oct-24	16-Oct-24
210517 - Sleeves and Sleeve Seals for Fire-Suppression Piping		70	26-Mar-24 A	09-Jul-24
A3400	Procure Sleeves and Sleeve Seals for Fire-Suppression Piping	5	26-Mar-24 A	19-Apr-24
A3410	Submit Sleeves and Sleeve Seals for Fire-Suppression Piping	20	22-Apr-24	17-May-24
A3420	Approve Sleeves and Sleeve Seals for Fire-Suppression Piping	10	20-May-24	03-Jun-24
A3430	Fabricate Sleeves and Sleeve Seals for Fire-Suppression Piping	20	04-Jun-24	01-Jul-24
A3440	Deliver Sleeves and Sleeve Seals for Fire-Suppression Piping	5	02-Jul-24	09-Jul-24
210518 - Escutcheons for Fire-Suppression Piping		70	26-Mar-24 A	09-Jul-24
A3350	Procure Escutcheons for Fire-Suppression Piping	5	26-Mar-24 A	19-Apr-24
A3360	Submit Escutcheons for Fire-Suppression Piping	20	22-Apr-24	17-May-24
A3370	Approve Escutcheons for Fire-Suppression Piping	10	20-May-24	03-Jun-24
A3380	Fabricate Escutcheons for Fire-Suppression Piping	20	04-Jun-24	01-Jul-24
A3390	Deliver Escutcheons for Fire-Suppression Piping	5	02-Jul-24	09-Jul-24
210548 - Vibration and Seismic Controls for Fire-Suppression Piping and Equipment		70	26-Mar-24 A	09-Jul-24
A3300	Procure Vibration and Seismic Controls for Fire-Suppression Piping and Equi	5	26-Mar-24 A	19-Apr-24
A3310	Submit Vibration and Seismic Controls for Fire-Suppression Piping and Equip	20	22-Apr-24	17-May-24
A3320	Approve Vibration and Seismic Controls for Fire-Suppression Piping and Equ	10	20-May-24	03-Jun-24
A3330	Fabricate Vibration and Seismic Controls for Fire-Suppression Piping and Eq	20	04-Jun-24	01-Jul-24
A3340	Deliver Vibration and Seismic Controls for Fire-Suppression Piping and Equip	5	02-Jul-24	09-Jul-24
210553 - Identification for Fire-Suppression Piping and Equipment		70	26-Mar-24 A	09-Jul-24
A3250	Procure Identification for Fire-Suppression Piping and Equipment	5	26-Mar-24 A	19-Apr-24
A3260	Submit Identification for Fire-Suppression Piping and Equipment	20	22-Apr-24	17-May-24
A3270	Approve Identification for Fire-Suppression Piping and Equipment	10	20-May-24	03-Jun-24
A3280	Fabricate Identification for Fire-Suppression Piping and Equipment	20	04-Jun-24	01-Jul-24
A3290	Deliver Identification for Fire-Suppression Piping and Equipment	5	02-Jul-24	09-Jul-24
211119 - Fire Department Connections		70	26-Mar-24 A	09-Jul-24
A3200	Procure Fire Department Connections	5	26-Mar-24 A	19-Apr-24
A3210	Submit Fire Department Connections	20	22-Apr-24	17-May-24
A3220	Approve Fire Department Connections	10	20-May-24	03-Jun-24
A3230	Fabricate Fire Department Connections	20	04-Jun-24	01-Jul-24
A3240	Deliver Fire Department Connections	5	02-Jul-24	09-Jul-24
211313 - Wet-Pipe Sprinkler Systems		70	26-Mar-24 A	09-Jul-24
A2340	Procure Wet-Pipe Sprinkler Systems	5	26-Mar-24 A	19-Apr-24
A2350	Submit Wet-Pipe Sprinkler Systems	20	22-Apr-24	17-May-24
A2360	Approve Wet-Pipe Sprinkler Systems	10	20-May-24	03-Jun-24
A2370	Fabricate Wet-Pipe Sprinkler Systems	20	04-Jun-24	01-Jul-24
A2380	Deliver Wet-Pipe Sprinkler Systems	5	02-Jul-24	09-Jul-24
220513 - Common Motor Requirements for Plumbing Equipment		90	03-May-24	10-Sep-24
A4100	Procure Common Motor Requirements for Plumbing Equipment	5	03-May-24	09-May-24
A4110	Submit Common Motor Requirements for Plumbing Equipment	10	10-May-24	23-May-24
A4120	Approve Common Motor Requirements for Plumbing Equipment	10	24-May-24	07-Jun-24

Start Date 27-Oct-22
Finish Date 20-Nov-25
Data Date 31-Mar-24
Print Date 22-Apr-24 - 11:40

Actual Work
Remaining Work
Critical Remaining Work
Milestone

COJNRP-8

City of Jacksonville - Northbank Riverfront Plaza
Project Schedule Layout by WBS, ES
Upland Park GMP Baseline Schedule

HASKELL

HASKEL Project # 4400661

Date	Revision	Checked	Approved

EXHIBIT E

DocuSign Envelope ID: DB17A176-C8B1-4B95-8630-10A5A54C580E

Activity ID	Activity Name	Orig Dur	Start	Finish
A4130	Fabricate Common Motor Requirements for Plumbing Equipment	60	10-Jun-24	03-Sep-24
A4140	Deliver Common Motor Requirements for Plumbing Equipment	5	04-Sep-24	10-Sep-24
220517 - Sleeves and Sleeve Seals for Plumbing Piping		**40**	**03-May-24**	**28-Jun-24**
A4150	Procure Sleeves and Sleeve Seals for Plumbing Piping	5	03-May-24	09-May-24
A4160	Submit Sleeves and Sleeve Seals for Plumbing Piping	10	10-May-24	23-May-24
A4170	Approve Sleeves and Sleeve Seals for Plumbing Piping	10	24-May-24	07-Jun-24
A4180	Fabricate Sleeves and Sleeve Seals for Plumbing Piping	10	10-Jun-24	21-Jun-24
A4190	Deliver Sleeves and Sleeve Seals for Plumbing Piping	5	24-Jun-24	28-Jun-24
220518 - Escutcheons for Plumbing Piping		**40**	**03-May-24**	**28-Jun-24**
A4200	Procure Escutcheons for Plumbing Piping	5	03-May-24	09-May-24
A4210	Submit Escutcheons for Plumbing Piping	5	10-May-24	16-May-24
A4220	Approve Escutcheons for Plumbing Piping	10	17-May-24	31-May-24
A4230	Fabricate Escutcheons for Plumbing Piping	10	03-Jun-24	14-Jun-24
A4240	Deliver Escutcheons for Plumbing Piping	10	17-Jun-24	28-Jun-24
220523 - General-Duty Valves for Plumbing Piping		**40**	**03-May-24**	**28-Jun-24**
A4250	Procure General-Duty Valves for Plumbing Piping	5	03-May-24	09-May-24
A4260	Submit General-Duty Valves for Plumbing Piping	10	10-May-24	23-May-24
A4270	Approve General-Duty Valves for Plumbing Piping	10	24-May-24	07-Jun-24
A4280	Fabricate General-Duty Valves for Plumbing Piping	10	10-Jun-24	21-Jun-24
A4290	Deliver General-Duty Valves for Plumbing Piping	5	24-Jun-24	28-Jun-24
220529 - Hangers and Supports for Plumbing Piping and Equipment		**40**	**03-May-24**	**28-Jun-24**
A4300	Procure Hangers and Supports for Plumbing Piping and Equipment	5	03-May-24	09-May-24
A4310	Submit Hangers and Supports for Plumbing Piping and Equipment	10	10-May-24	23-May-24
A4320	Approve Hangers and Supports for Plumbing Piping and Equipment	10	24-May-24	07-Jun-24
A4330	Fabricate Hangers and Supports for Plumbing Piping and Equipment	10	10-Jun-24	21-Jun-24
A4340	Deliver Hangers and Supports for Plumbing Piping and Equipment	5	24-Jun-24	28-Jun-24
220548.13 - Vibration Controls for Plumbing Piping and Equipment		**40**	**03-May-24**	**28-Jun-24**
A4350	Procure Vibration Controls for Plumbing Piping and Equipment	5	03-May-24	09-May-24
A4360	Submit Vibration Controls for Plumbing Piping and Equipment	10	10-May-24	23-May-24
A4370	Approve Vibration Controls for Plumbing Piping and Equipment	10	24-May-24	07-Jun-24
A4380	Fabricate Vibration Controls for Plumbing Piping and Equipment	10	10-Jun-24	21-Jun-24
A4390	Deliver Vibration Controls for Plumbing Piping and Equipment	5	24-Jun-24	28-Jun-24
220553 - Identification for Plumbing Piping and Equipment		**40**	**03-May-24**	**28-Jun-24**
A4400	Procure Identification for Plumbing Piping and Equipment	5	03-May-24	09-May-24
A4410	Submit Identification for Plumbing Piping and Equipment	10	10-May-24	23-May-24
A4420	Approve Identification for Plumbing Piping and Equipment	10	24-May-24	07-Jun-24
A4430	Fabricate Identification for Plumbing Piping and Equipment	10	10-Jun-24	21-Jun-24
A4440	Deliver Identification for Plumbing Piping and Equipment	5	24-Jun-24	28-Jun-24
220719 - Plumbing Piping Insulation		**40**	**03-May-24**	**28-Jun-24**
A4450	Procure Plumbing Piping Insulation	5	03-May-24	09-May-24
A4460	Submit Plumbing Piping Insulation	10	10-May-24	23-May-24
A4470	Approve Plumbing Piping Insulation	10	24-May-24	07-Jun-24
A4480	Fabricate Plumbing Piping Insulation	10	10-Jun-24	21-Jun-24
A4490	Deliver Plumbing Piping Insulation	5	24-Jun-24	28-Jun-24
221116 - Domestic Water Piping		**40**	**03-May-24**	**28-Jun-24**
A4500	Procure Domestic Water Piping	5	03-May-24	09-May-24



Start Date 27-Oct-22
Finish Date 20-Nov-25
Data Date 31-Mar-24
Print Date 22-Apr-24 - 11:40

Actual Work
Remaining Work
Critical Remaining Work
Milestone

COJNRP-8

City of Jacksonville - Northbank Riverfront Plaza
Project Schedule Layout by WBS, ES
Upland Park GMP Baseline Schedule

HASKELL

HASKEL Project # 4400661

Date	Revision	Checked	Approved

EXHIBIT E

DocuSign Envelope ID: DB17A176-C8B1-4B95-8630-10A5A54C580E

Activity ID	Activity Name	Orig Dur	Start	Finish
A4510	Submit Domestic Water Piping	10	10-May-24	23-May-24
A4520	Approve Domestic Water Piping	10	24-May-24	07-Jun-24
A4530	Fabricate Domestic Water Piping	10	10-Jun-24	21-Jun-24
A4540	Deliver Domestic Water Piping	5	24-Jun-24	28-Jun-24
221119 - Domestic Water Piping Specialties		**70**	**03-May-24**	**12-Aug-24**
A4550	Procure Domestic Water Piping Specialties	5	03-May-24	09-May-24
A4560	Submit Domestic Water Piping Specialties	10	10-May-24	23-May-24
A4570	Approve Domestic Water Piping Specialties	10	24-May-24	07-Jun-24
A4580	Fabricate Domestic Water Piping Specialties	40	10-Jun-24	05-Aug-24
A4590	Deliver Domestic Water Piping Specialties	5	06-Aug-24	12-Aug-24
221123 - Domestic Water Pumps		**90**	**03-May-24**	**10-Sep-24**
A4600	Procure Domestic Water Pumps	5	03-May-24	09-May-24
A4610	Submit Domestic Water Pumps	10	10-May-24	23-May-24
A4620	Approve Domestic Water Pumps	10	24-May-24	07-Jun-24
A4630	Fabricate Domestic Water Pumps	60	10-Jun-24	03-Sep-24
A4640	Deliver Domestic Water Pumps	5	04-Sep-24	10-Sep-24
221316 - Sanitary Waste and Vent Piping		**40**	**03-May-24**	**28-Jun-24**
A4650	Procure Sanitary Waste and Vent Piping	5	03-May-24	09-May-24
A4660	Submit Sanitary Waste and Vent Piping	10	10-May-24	23-May-24
A4670	Approve Sanitary Waste and Vent Piping	10	24-May-24	07-Jun-24
A4680	Fabricate Sanitary Waste and Vent Piping	10	10-Jun-24	21-Jun-24
A4690	Deliver Sanitary Waste and Vent Piping	5	24-Jun-24	28-Jun-24
221319 - Sanitary Waste Piping Specialties		**40**	**03-May-24**	**28-Jun-24**
A4700	Procure Sanitary Waste Piping Specialties	5	03-May-24	09-May-24
A4710	Submit Sanitary Waste Piping Specialties	10	10-May-24	23-May-24
A4720	Approve Sanitary Waste Piping Specialties	10	24-May-24	07-Jun-24
A4730	Fabricate Sanitary Waste Piping Specialties	10	10-Jun-24	21-Jun-24
A4740	Deliver Sanitary Waste Piping Specialties	5	24-Jun-24	28-Jun-24
223300 - Electric Domestic Water Heaters		**70**	**03-May-24**	**12-Aug-24**
A4750	Procure Electric Domestic Water Heaters	5	03-May-24	09-May-24
A4760	Submit Electric Domestic Water Heaters	10	10-May-24	23-May-24
A4770	Approve Electric Domestic Water Heaters	10	24-May-24	07-Jun-24
A4780	Fabricate Electric Domestic Water Heaters	40	10-Jun-24	05-Aug-24
A4790	Deliver Electric Domestic Water Heaters	5	06-Aug-24	12-Aug-24
224213.13 - Commercial Water Closets		**70**	**03-May-24**	**12-Aug-24**
A4800	Procure Commercial Water Closets	5	03-May-24	09-May-24
A4810	Submit Commercial Water Closets	10	10-May-24	23-May-24
A4820	Approve Commercial Water Closets	10	24-May-24	07-Jun-24
A4830	Fabricate Commercial Water Closets	40	10-Jun-24	05-Aug-24
A4840	Deliver Commercial Water Closets	5	06-Aug-24	12-Aug-24
224213.16 - Commercial Urinals		**70**	**03-May-24**	**12-Aug-24**
A4850	Procure Commercial Urinals	5	03-May-24	09-May-24
A4860	Submit Commercial Urinals	10	10-May-24	23-May-24
A4870	Approve Commercial Urinals	10	24-May-24	07-Jun-24
A4880	Fabricate Commercial Urinals	40	10-Jun-24	05-Aug-24
A4890	Deliver Commercial Urinals	5	06-Aug-24	12-Aug-24



Start Date : 27-Oct-22
Finish Date : 20-Nov-25
Data Date : 31-Mar-24
Print Date : 22-Apr-24 - 11:40

Actual Work
Remaining Work
Critical Remaining Work
Milestone

COJNRP-8

City of Jacksonville - Northbank Riverfront Plaza
Project Schedule Layout by WBS, ES
Upland Park GMP Baseline Schedule

HASKELL

HASKEL Project # 440066 1

Date	Revision	Checked	Approved

EXHIBIT E

DocuSign Envelope ID: DB17A176-C8B1-4B95-8630-10A5A54C580E

Activity ID	Activity Name	Orig Dur	Start	Finish
224216.13 - Commercial Lavatories		70	03-May-24	12-Aug-24
A4900	Procure Commercial Lavatories	5	03-May-24	09-May-24
A4910	Submit Commercial Lavatories	10	10-May-24	23-May-24
A4920	Approve Commercial Lavatories	10	24-May-24	07-Jun-24
A4930	Fabricate Commercial Lavatories	40	10-Jun-24	05-Aug-24
A4940	Deliver Commercial Lavatories	5	06-Aug-24	12-Aug-24
224216.16 - Commercial Sinks		70	03-May-24	12-Aug-24
A4950	Procure Commercial Sinks	5	03-May-24	09-May-24
A4960	Submit Commercial Sinks	10	10-May-24	23-May-24
A4970	Approve Commercial Sinks	10	24-May-24	07-Jun-24
A4980	Fabricate Commercial Sinks	40	10-Jun-24	05-Aug-24
A4990	Deliver Commercial Sinks	5	06-Aug-24	12-Aug-24
224716 - Pressure Water Coolers		70	03-May-24	12-Aug-24
A5000	Procure Pressure Water Coolers	5	03-May-24	09-May-24
A5010	Submit Pressure Water Coolers	10	10-May-24	23-May-24
A5020	Approve Pressure Water Coolers	10	24-May-24	07-Jun-24
A5030	Fabricate Pressure Water Coolers	40	10-Jun-24	05-Aug-24
A5040	Deliver Pressure Water Coolers	5	06-Aug-24	12-Aug-24
230517 - Sleeves and Sleeve Seals for HVAC Piping		25	03-May-24	07-Jun-24
A5050	Procure Sleeves and Sleeve Seals for HVAC Piping	5	03-May-24	09-May-24
A5060	Submit Sleeves and Sleeve Seals for HVAC Piping	5	10-May-24	16-May-24
A5070	Approve Sleeves and Sleeve Seals for HVAC Piping	5	17-May-24	23-May-24
A5080	Fabricate Sleeves and Sleeve Seals for HVAC Piping	5	24-May-24	31-May-24
A5090	Deliver Sleeves and Sleeve Seals for HVAC Piping	5	03-Jun-24	07-Jun-24
230518 - Escutcheons for HVAC Piping		25	03-May-24	07-Jun-24
A5100	Procure Escutcheons for HVAC Piping	5	03-May-24	09-May-24
A5110	Submit Escutcheons for HVAC Piping	5	10-May-24	16-May-24
A5120	Approve Escutcheons for HVAC Piping	5	17-May-24	23-May-24
A5130	Fabricate Escutcheons for HVAC Piping	5	24-May-24	31-May-24
A5140	Deliver Escutcheons for HVAC Piping	5	03-Jun-24	07-Jun-24
230519 - Meters and Gages for HVAC Piping		25	03-May-24	07-Jun-24
A5150	Procure Meters and Gages for HVAC Piping	5	03-May-24	09-May-24
A5160	Submit Meters and Gages for HVAC Piping	5	10-May-24	16-May-24
A5170	Approve Meters and Gages for HVAC Piping	5	17-May-24	23-May-24
A5180	Fabricate Meters and Gages for HVAC Piping	5	24-May-24	31-May-24
A5190	Deliver Meters and Gages for HVAC Piping	5	03-Jun-24	07-Jun-24
230523 - General-Duty Valves for HVAC Piping		25	03-May-24	07-Jun-24
A5200	Procure General-Duty Valves for HVAC Piping	5	03-May-24	09-May-24
A5210	Submit General-Duty Valves for HVAC Piping	5	10-May-24	16-May-24
A5220	Approve General-Duty Valves for HVAC Piping	5	17-May-24	23-May-24
A5230	Fabricate General-Duty Valves for HVAC Piping	5	24-May-24	31-May-24
A5240	Deliver General-Duty Valves for HVAC Piping	5	03-Jun-24	07-Jun-24
230529 - Hangers and Supports for HVAC Piping and Equipment		25	03-May-24	07-Jun-24
A5250	Procure Hangers and Supports for HVAC Piping and Equipment	5	03-May-24	09-May-24
A5260	Submit Hangers and Supports for HVAC Piping and Equipment	5	10-May-24	16-May-24
A5270	Approve Hangers and Supports for HVAC Piping and Equipment	5	17-May-24	23-May-24

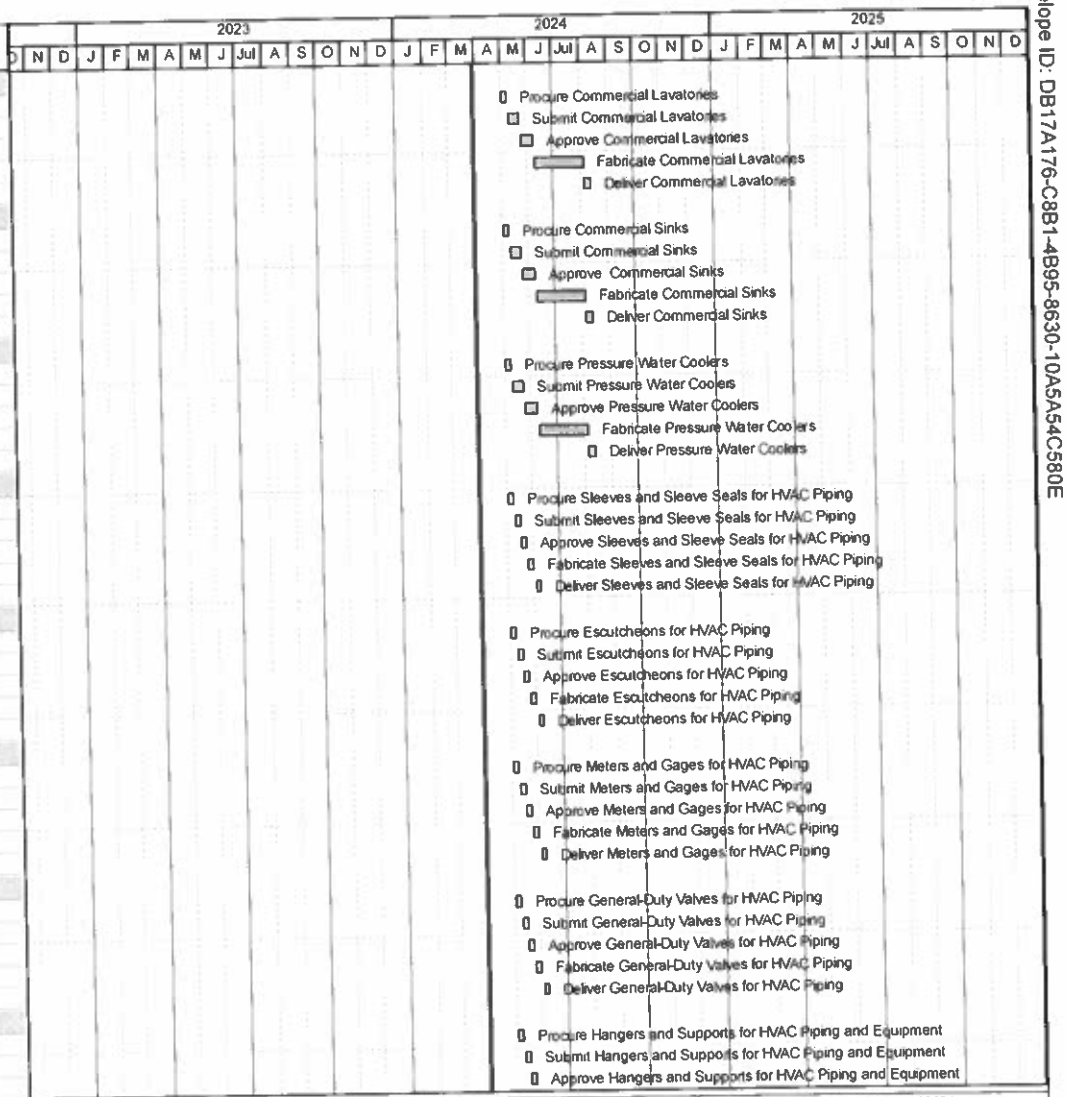

Start Date 27-Oct-22
Finish Date 20-Nov-25
Data Date 31-Mar-24
Print Date 22-Apr-24 - 11:40

Actual Work
Remaining Work
Critical Remaining Work
Milestone

COJNRP-8

City of Jacksonville - Northbank Riverfront Plaza
Project Schedule Layout by WBS, ES
Upland Park GMP Baseline Schedule

HASKELL

HASKEL Project # 4400661

Date	Revision	Checked	Approved

EXHIBIT E

DocuSign Envelope ID: DB17A176-C8B1-4B95-8630-10A5A54C580E

Activity ID	Activity Name	Orig Dur	Start	Finish
A5280	Fabricate Hangers and Supports for HVAC Piping and Equipment	5	24-May-24	31-May-24
A5290	Deliver Hangers and Supports for HVAC Piping and Equipment	5	03-Jun-24	07-Jun-24
230548 - Vibration and Seismic Controls for HVAC Piping and Equipment		25	03-May-24	07-Jun-24
A5300	Procure Vibration and Seismic Controls for HVAC Piping and Equipment	5	03-May-24	09-May-24
A5310	Submit Vibration and Seismic Controls for HVAC Piping and Equipment	5	10-May-24	16-May-24
A5320	Approve Vibration and Seismic Controls for HVAC Piping and Equipment	5	17-May-24	23-May-24
A5330	Fabricate Vibration and Seismic Controls for HVAC Piping and Equipment	5	24-May-24	31-May-24
A5340	Deliver Vibration and Seismic Controls for HVAC Piping and Equipment	5	03-Jun-24	07-Jun-24
230553 - Identification for HVAC Piping and Equipment		25	03-May-24	07-Jun-24
A5350	Procure Identification for HVAC Piping and Equipment	5	03-May-24	09-May-24
A5360	Submit Identification for HVAC Piping and Equipment	5	10-May-24	16-May-24
A5370	Approve Identification for HVAC Piping and Equipment	5	17-May-24	23-May-24
A5380	Fabricate Identification for HVAC Piping and Equipment	5	24-May-24	31-May-24
A5390	Deliver Identification for HVAC Piping and Equipment	5	03-Jun-24	07-Jun-24
230593 - Testing, Adjusting, and Balancing for HVAC		25	03-May-24	07-Jun-24
A5400	Procure Testing, Adjusting, and Balancing for HVAC	5	03-May-24	09-May-24
A5410	Submit Testing, Adjusting, and Balancing for HVAC	5	10-May-24	16-May-24
A5420	Approve Testing, Adjusting, and Balancing for HVAC	5	17-May-24	23-May-24
A5430	Fabricate Testing, Adjusting, and Balancing for HVAC	5	24-May-24	31-May-24
A5440	Deliver Testing, Adjusting, and Balancing for HVAC	5	03-Jun-24	07-Jun-24
230713 - Duct Insulation		25	03-May-24	07-Jun-24
A5450	Procure Duct Insulation	5	03-May-24	09-May-24
A5460	Submit Duct Insulation	5	10-May-24	16-May-24
A5470	Approve Duct Insulation	5	17-May-24	23-May-24
A5480	Fabricate Duct Insulation	5	24-May-24	31-May-24
A5490	Deliver Duct Insulation	5	03-Jun-24	07-Jun-24
230719 - HVAC Piping Insulation		25	03-May-24	07-Jun-24
A5500	Procure HVAC Piping Insulation	5	03-May-24	09-May-24
A5510	Submit HVAC Piping Insulation	5	10-May-24	16-May-24
A5520	Approve HVAC Piping Insulation	5	17-May-24	23-May-24
A5530	Fabricate HVAC Piping Insulation	5	24-May-24	31-May-24
A5540	Deliver HVAC Piping Insulation	5	03-Jun-24	07-Jun-24
232113 - Hydronic Piping		25	03-May-24	07-Jun-24
A5550	Procure Hydronic Piping	5	03-May-24	09-May-24
A5560	Submit Hydronic Piping	5	10-May-24	16-May-24
A5570	Approve Hydronic Piping	5	17-May-24	23-May-24
A5580	Fabricate Hydronic Piping	5	24-May-24	31-May-24
A5590	Deliver Hydronic Piping	5	03-Jun-24	07-Jun-24
232113.33 - Ground-loop Heat-pump Piping		25	03-May-24	07-Jun-24
A5600	Procure Ground-loop Heat-pump Piping	5	03-May-24	09-May-24
A5610	Submit Ground-loop Heat-pump Piping	5	10-May-24	16-May-24
A5620	Approve Ground-loop Heat-pump Piping	5	17-May-24	23-May-24
A5630	Fabricate Ground-loop Heat-pump Piping	5	24-May-24	31-May-24
A5640	Deliver Ground-loop Heat-pump Piping	5	03-Jun-24	07-Jun-24
232116 - Hydronic Piping Specialties		25	03-May-24	07-Jun-24
A5650	Procure Hydronic Piping Specialties	5	03-May-24	09-May-24

Start Date 27-Oct-22
Finish Date 20-Nov-25
Data Date 31-Mar-24
Print Date 22-Apr-24 - 11:40

Actual Work
Remaining Work
Critical Remaining Work
Milestone

COJNRP-8

City of Jacksonville - Northbank Riverfront Plaza
Project Schedule Layout by WBS, ES
Upland Park GMP Baseline Schedule

HASKELL

HASKEL Project # 4400661

Date	Revision	Checked	Approved

EXHIBIT E

DocuSign Envelope ID: DB17A176-C8B1-4B95-8630-10A5A54C580E

Activity ID	Activity Name	Orig Dur	Start	Finish
A5660	Submit Hydronic Piping Specialties	5	10-May-24	16-May-24
A5670	Approve Hydronic Piping Specialties	5	17-May-24	23-May-24
A5680	Fabricate Hydronic Piping Specialties	5	24-May-24	31-May-24
A5690	Deliver Hydronic Piping Specialties	5	03-Jun-24	07-Jun-24
232123 - Hydronic Pumps		**25**	**03-May-24**	**07-Jun-24**
A5700	Procure Hydronic Pumps	5	03-May-24	09-May-24
A5710	Submit Hydronic Pumps	5	10-May-24	16-May-24
A5720	Approve Hydronic Pumps	5	17-May-24	23-May-24
A5730	Fabricate Hydronic Pumps	5	24-May-24	31-May-24
A5740	Deliver Hydronic Pumps	5	03-Jun-24	07-Jun-24
233113 - Metal Ducts		**25**	**03-May-24**	**07-Jun-24**
A5750	Procure Metal Ducts	5	03-May-24	09-May-24
A5760	Submit Metal Ducts	5	10-May-24	16-May-24
A5770	Approve Metal Ducts	5	17-May-24	23-May-24
A5780	Fabricate Metal Ducts	5	24-May-24	31-May-24
A5790	Deliver Metal Ducts	5	03-Jun-24	07-Jun-24
233300 - Air Duct Accessories		**25**	**03-May-24**	**07-Jun-24**
A5800	Procure Air Duct Accessories	5	03-May-24	09-May-24
A5810	Submit Air Duct Accessories	5	10-May-24	16-May-24
A5820	Approve Air Duct Accessories	5	17-May-24	23-May-24
A5830	Fabricate Air Duct Accessories	5	24-May-24	31-May-24
A5840	Deliver Air Duct Accessories	5	03-Jun-24	07-Jun-24
233423 - HVAC Power Ventilators		**25**	**03-May-24**	**07-Jun-24**
A7600	Procure HVAC Power Ventilators	5	03-May-24	09-May-24
A7610	Submit HVAC Power Ventilators	5	10-May-24	16-May-24
A7620	Approve HVAC Power Ventilators	5	17-May-24	23-May-24
A7630	Fabricate HVAC Power Ventilators	5	24-May-24	31-May-24
A7640	Deliver HVAC Power Ventilators	5	03-Jun-24	07-Jun-24
233433 - Air Curtains		**25**	**03-May-24**	**07-Jun-24**
A5850	Procure Air Curtains	5	03-May-24	09-May-24
A5860	Submit Air Curtains	5	10-May-24	16-May-24
A5870	Approve Air Curtains	5	17-May-24	23-May-24
A5880	Fabricate Air Curtains	5	24-May-24	31-May-24
A5890	Deliver Air Curtains	5	03-Jun-24	07-Jun-24
233713 - Diffusers, Registers, and Grilles		**25**	**03-May-24**	**07-Jun-24**
A5900	Procure Diffusers, Registers, and Grilles	5	03-May-24	09-May-24
A5910	Submit Diffusers, Registers, and Grilles	5	10-May-24	16-May-24
A5920	Approve Diffusers, Registers, and Grilles	5	17-May-24	23-May-24
A5930	Fabricate Diffusers, Registers, and Grilles	5	24-May-24	31-May-24
A5940	Deliver Diffusers, Registers, and Grilles	5	03-Jun-24	07-Jun-24
238146 - Water-source Unitary Heat Pumps		**25**	**03-May-24**	**07-Jun-24**
A5950	Procure Water-source Unitary Heat Pumps	5	03-May-24	09-May-24
A5960	Submit Water-source Unitary Heat Pumps	5	10-May-24	16-May-24
A5970	Approve Water-source Unitary Heat Pumps	5	17-May-24	23-May-24
A5980	Fabricate Water-source Unitary Heat Pumps	5	24-May-24	31-May-24
A5990	Deliver Water-source Unitary Heat Pumps	5	03-Jun-24	07-Jun-24

Start Date 27-Oct-22
Finish Date 20-Nov-25
Data Date 31-Mar-24
Print Date 22-Apr-24 - 11:40

Actual Work
Remaining Work
Critical Remaining Work
Milestone

COJNRP-8

City of Jacksonville - Northbank Riverfront Plaza
Project Schedule Layout by WBS, ES
Upland Park GMP Baseline Schedule

HASKELL

HASKEL Project # 4400661

Date	Revision	Checked	Approved

EXHIBIT E

DocuSign Envelope ID: DB17A176-C8B1-4B95-8630-10A5A54C580E

Activity ID	Activity Name	Orig Dur	Start	Finish
238239 - Wall and Ceiling Unit Heaters		25	03-May-24	07-Jun-24
A6000	Procure Wall and Ceiling Unit Heaters	5	03-May-24	09-May-24
A6010	Submit Wall and Ceiling Unit Heaters	5	10-May-24	16-May-24
A6020	Approve Wall and Ceiling Unit Heaters	5	17-May-24	23-May-24
A6030	Fabricate Wall and Ceiling Unit Heaters	5	24-May-24	31-May-24
A6040	Deliver Wall and Ceiling Unit Heaters	5	03-Jun-24	07-Jun-24
260000 - JEA Transformer and Switchgear		191	26-Mar-24 A	05-Feb-25
A8310	Coordination with JEA for Transformer & Switchgear	15	26-Mar-24 A	19-Apr-24
A8320	Fabricate with JEA for Transformer & Switchgear	150	25-Jun-24	29-Jan-25
A8330	Deliver Transformer & Switchgear	5	30-Jan-25	05-Feb-25
260511 - Requirements for Electrical Installations		25	03-May-24	07-Jun-24
A6050	Procure Requirements for Electrical Installations	5	03-May-24	09-May-24
A6060	Submit Requirements for Electrical Installations	5	10-May-24	16-May-24
A6070	Approve Requirements for Electrical Installations	5	17-May-24	23-May-24
A6080	Fabricate Requirements for Electrical Installations	5	24-May-24	31-May-24
A6090	Deliver Requirements for Electrical Installations	5	03-Jun-24	07-Jun-24
260521 - Low-Voltage Electrical Power Conductors and Cables		25	03-May-24	07-Jun-24
A6100	Procure Low-Voltage Electrical Power Conductors and Cables	5	03-May-24	09-May-24
A6110	Submit Low-Voltage Electrical Power Conductors and Cables	5	10-May-24	16-May-24
A6120	Approve Low-Voltage Electrical Power Conductors and Cables	5	17-May-24	23-May-24
A6130	Fabricate Low-Voltage Electrical Power Conductors and Cables	5	24-May-24	31-May-24
A6140	Deliver Low-Voltage Electrical Power Conductors and Cables	5	03-Jun-24	07-Jun-24
260526 - Grounding and Bonding for Electrical Systems		25	03-May-24	07-Jun-24
A6150	Procure Grounding and Bonding for Electrical Systems	5	03-May-24	09-May-24
A6160	Submit Grounding and Bonding for Electrical Systems	5	10-May-24	16-May-24
A6170	Approve Grounding and Bonding for Electrical Systems	5	17-May-24	23-May-24
A6180	Fabricate Grounding and Bonding for Electrical Systems	5	24-May-24	31-May-24
A6190	Deliver Grounding and Bonding for Electrical Systems	5	03-Jun-24	07-Jun-24
260533 - Raceway and Boxes for Electrical Systems		25	03-May-24	07-Jun-24
A6200	Procure Raceway and Boxes for Electrical Systems	5	03-May-24	09-May-24
A6210	Submit Raceway and Boxes for Electrical Systems	5	10-May-24	16-May-24
A6220	Approve Raceway and Boxes for Electrical Systems	5	17-May-24	23-May-24
A6230	Fabricate Raceway and Boxes for Electrical Systems	5	24-May-24	31-May-24
A6240	Deliver Raceway and Boxes for Electrical Systems	5	03-Jun-24	07-Jun-24
260541 - Underground Electrical Construction		25	03-May-24	07-Jun-24
A6250	Procure Underground Electrical Construction	5	03-May-24	09-May-24
A6260	Submit Underground Electrical Construction	5	10-May-24	16-May-24
A6270	Approve Underground Electrical Construction	5	17-May-24	23-May-24
A6280	Fabricate Underground Electrical Construction	5	24-May-24	31-May-24
A6290	Deliver Underground Electrical Construction	5	03-Jun-24	07-Jun-24
260923 - Lighting Control		25	03-May-24	07-Jun-24
A6300	Procure Lighting Control	5	03-May-24	09-May-24
A6310	Submit Lighting Control	5	10-May-24	16-May-24
A6320	Approve Lighting Control	5	17-May-24	23-May-24
A6330	Fabricate Lighting Control	5	24-May-24	31-May-24
A6340	Deliver Lighting Control	5	03-Jun-24	07-Jun-24

Start Date 27-Oct-22
Finish Date 20-Nov-25
Data Date 31-Mar-24
Print Date 22-Apr-24 - 11:40

Actual Work
Remaining Work
Critical Remaining Work
Milestone

COJNRP-8

City of Jacksonville - Northbank Riverfront Plaza
Project Schedule Layout by WBS, ES
Upland Park GMP Baseline Schedule

HASKELL

HASKEL Project # 4400661

Date	Revision	Checked	Approved

EXHIBIT E

DocuSign Envelope ID: DB17A176-C8B1-4B95-8630-10A5A54C580E

Activity ID	Activity Name	Orig Dur	Start	Finish
262416 - Panelboards		**150**	**03-May-24**	**05-Dec-24**
A6350	Procure Panelboards	5	03-May-24	09-May-24
A6360	Submit Panelboards	5	10-May-24	16-May-24
A6370	Approve Panelboards	5	17-May-24	23-May-24
A6380	Fabricate Panelboards	130	24-May-24	26-Nov-24
A6390	Deliver Panelboards	5	27-Nov-24	05-Dec-24
262726 - Wiring Devices		**25**	**03-May-24**	**07-Jun-24**
A6400	Procure Wiring Devices	5	03-May-24	09-May-24
A6410	Submit Wiring Devices	5	10-May-24	16-May-24
A6420	Approve Wiring Devices	5	17-May-24	23-May-24
A6430	Fabricate Wiring Devices	5	24-May-24	31-May-24
A6440	Deliver Wiring Devices	5	03-Jun-24	07-Jun-24
262921 - Disconnect Switches		**25**	**03-May-24**	**07-Jun-24**
A6450	Procure Disconnect Switches	5	03-May-24	09-May-24
A6460	Submit Disconnect Switches	5	10-May-24	16-May-24
A6470	Approve Disconnect Switches	5	17-May-24	23-May-24
A6480	Fabricate Disconnect Switches	5	24-May-24	31-May-24
A6490	Deliver Disconnect Switches	5	03-Jun-24	07-Jun-24
264313 - Surge Protective Devices		**25**	**03-May-24**	**07-Jun-24**
A6500	Procure Surge Protective Devices	5	03-May-24	09-May-24
A6510	Submit Surge Protective Devices	5	10-May-24	16-May-24
A6520	Approve Surge Protective Devices	5	17-May-24	23-May-24
A6530	Fabricate Surge Protective Devices	5	24-May-24	31-May-24
A6540	Deliver Surge Protective Devices	5	03-Jun-24	07-Jun-24
265100 - Interior Lighting		**25**	**03-May-24**	**07-Jun-24**
A6550	Procure Interior Lighting	5	03-May-24	09-May-24
A6560	Submit Interior Lighting	5	10-May-24	16-May-24
A6570	Approve Interior Lighting	5	17-May-24	23-May-24
A6580	Fabricate Interior Lighting	5	24-May-24	31-May-24
A6590	Deliver Interior Lighting	5	03-Jun-24	07-Jun-24
265600 - Exterior Lighting		**25**	**03-May-24**	**07-Jun-24**
A6600	Procure Exterior Lighting	5	03-May-24	09-May-24
A6610	Submit Exterior Lighting	5	10-May-24	16-May-24
A6620	Approve Exterior Lighting	5	17-May-24	23-May-24
A6630	Fabricate Exterior Lighting	5	24-May-24	31-May-24
A6640	Deliver Exterior Lighting	5	03-Jun-24	07-Jun-24
270511 - Requirements for Communications Installations		**25**	**03-May-24**	**07-Jun-24**
A6650	Procure Requirements for Communications Installations	5	03-May-24	09-May-24
A6660	Submit Requirements for Communications Installations	5	10-May-24	16-May-24
A6670	Approve Requirements for Communications Installations	5	17-May-24	23-May-24
A6680	Fabricate Requirements for Communications Installations	5	24-May-24	31-May-24
A6690	Deliver Requirements for Communications Installations	5	03-Jun-24	07-Jun-24
270526 - Grounding and Bonding for Communications Systems		**25**	**03-May-24**	**07-Jun-24**
A6700	Procure Grounding and Bonding for Communications Systems	5	03-May-24	09-May-24
A6710	Submit Grounding and Bonding for Communications Systems	5	10-May-24	16-May-24
A6720	Approve Grounding and Bonding for Communications Systems	5	17-May-24	23-May-24

Start Date 27-Oct-22
Finish Date 20-Nov-25
Data Date 31-Mar-24
Print Date 22-Apr-24 - 11:40

Actual Work
Remaining Work
Critical Remaining Work
Milestone

COJNRP-8

City of Jacksonville - Northbank Riverfront Plaza
Project Schedule Layout by WBS, ES
Upland Park GMP Baseline Schedule

HASKELL

HASKEL Project # 4400661

Date	Revision	Checked	Approved

EXHIBIT E

DocuSign Envelope ID: DB17A176-C8B1-4B95-8630-10A5A54C580E

Activity ID	Activity Name	Orig Dur	Start	Finish
A6730	Fabricate Grounding and Bonding for Communications Systems	5	24-May-24	31-May-24
A6740	Deliver Grounding and Bonding for Communications Systems	5	03-Jun-24	07-Jun-24
270533 - Raceways and Boxes for Communications Systems		**25**	**03-May-24**	**07-Jun-24**
A6750	Procure Raceways and Boxes for Communications Systems	5	03-May-24	09-May-24
A6760	Submit Raceways and Boxes for Communications Systems	5	10-May-24	16-May-24
A6770	Approve Raceways and Boxes for Communications Systems	5	17-May-24	23-May-24
A6780	Fabricate Raceways and Boxes for Communications Systems	5	24-May-24	31-May-24
A6790	Deliver Raceways and Boxes for Communications Systems	5	03-Jun-24	07-Jun-24
271100 - Communications Equipment Room Fittings		**25**	**03-May-24**	**07-Jun-24**
A6800	Procure Communications Equipment Room Fittings	5	03-May-24	09-May-24
A6810	Submit Communications Equipment Room Fittings	5	10-May-24	16-May-24
A6820	Approve Communications Equipment Room Fittings	5	17-May-24	23-May-24
A6830	Fabricate Communications Equipment Room Fittings	5	24-May-24	31-May-24
A6840	Deliver Communications Equipment Room Fittings	5	03-Jun-24	07-Jun-24
283100 - Fire Detection and Alarm		**25**	**03-May-24**	**07-Jun-24**
A6850	Procure Fire Detection and Alarm	5	03-May-24	09-May-24
A6860	Submit Fire Detection and Alarm	5	10-May-24	16-May-24
A6870	Approve Fire Detection and Alarm	5	17-May-24	23-May-24
A6880	Fabricate Fire Detection and Alarm	5	24-May-24	31-May-24
A6890	Deliver Fire Detection and Alarm	5	03-Jun-24	07-Jun-24
316213 - Steel Piles		**47**	**26-Mar-24 A**	**10-Jun-24**
A6900	Procure Steel Piles	5	26-Mar-24 A	03-Apr-24
A6910	Submit Steel Piles	12	04-Apr-24	19-Apr-24
A6920	Approve Steel Piles	10	22-Apr-24	03-May-24
A6930	Fabricate Steel Piles	20	06-May-24	03-Jun-24
A6940	Deliver Steel Piles	5	04-Jun-24	10-Jun-24
321313 - Concrete Paving		**25**	**03-May-24**	**07-Jun-24**
A6950	Procure Concrete Paving	5	03-May-24	09-May-24
A6960	Submit Concrete Paving	5	10-May-24	16-May-24
A6970	Approve Concrete Paving	5	17-May-24	23-May-24
A6980	Fabricate Concrete Paving	5	24-May-24	31-May-24
A6990	Deliver Concrete Paving	5	03-Jun-24	07-Jun-24
311316 - Decorative Concrete Paving		**25**	**03-May-24**	**07-Jun-24**
A7000	Procure Decorative Concrete Paving	5	03-May-24	09-May-24
A7010	Submit Decorative Concrete Paving	5	10-May-24	16-May-24
A7020	Approve Decorative Concrete Paving	5	17-May-24	23-May-24
A7030	Fabricate Decorative Concrete Paving	5	24-May-24	31-May-24
A7040	Deliver Decorative Concrete Paving	5	03-Jun-24	07-Jun-24
321373 - Concrete Paving Joint Sealants		**25**	**03-May-24**	**07-Jun-24**
A7050	Procure Concrete Paving Joint Sealants	5	03-May-24	09-May-24
A7060	Submit Concrete Paving Joint Sealants	5	10-May-24	16-May-24
A7070	Approve Concrete Paving Joint Sealants	5	17-May-24	23-May-24
A7080	Fabricate Concrete Paving Joint Sealants	5	24-May-24	31-May-24
A7090	Deliver Concrete Paving Joint Sealants	5	03-Jun-24	07-Jun-24
321400 - Unit Paving		**25**	**03-May-24**	**07-Jun-24**
A7100	Procure Unit Paving	5	03-May-24	09-May-24

Start Date 27-Oct-22
Finish Date 20-Nov-25
Data Date 31-Mar-24
Print Date 22-Apr-24 - 11:40

Actual Work
Remaining Work
Critical Remaining Work
Milestone

COJNRP-8

City of Jacksonville - Northbank Rivertront Plaza
Project Schedule Layout by WBS, ES
Upland Park GMP Baseline Schedule

HASKELL

HASKEL Project # 4400661

Date	Revision	Checked	Approved

EXHIBIT E

DocuSign Envelope ID: DB17A176-C8B1-4B95-8630-10A5A54C580E

Activity ID	Activity Name	Orig Dur	Start	Finish
A7110	Submit Unit Paving	5	10-May-24	16-May-24
A7120	Approve Unit Paving	5	17-May-24	23-May-24
A7130	Fabricate Unit Paving	5	24-May-24	31-May-24
A7140	Deliver Unit Paving	5	03-Jun-24	07-Jun-24
321813 - Synthetic Grass Surfacing		**25**	**03-May-24**	**07-Jun-24**
A7150	Procure Synthetic Grass Surfacing	5	03-May-24	09-May-24
A7160	Submit Synthetic Grass Surfacing	5	10-May-24	16-May-24
A7170	Approve Synthetic Grass Surfacing	5	17-May-24	23-May-24
A7180	Fabricate Synthetic Grass Surfacing	5	24-May-24	31-May-24
A7190	Deliver Synthetic Grass Surfacing	5	03-Jun-24	07-Jun-24
321816 - Playground Protective Surfacing		**25**	**03-May-24**	**07-Jun-24**
A7200	Procure Playground Protective Surfacing	5	03-May-24	09-May-24
A7210	Submit Playground Protective Surfacing	5	10-May-24	16-May-24
A7220	Approve Playground Protective Surfacing	5	17-May-24	23-May-24
A7230	Fabricate Playground Protective Surfacing	5	24-May-24	31-May-24
A7240	Deliver Playground Protective Surfacing	5	03-Jun-24	07-Jun-24
323116 - Welded Wire Fences and Gates		**25**	**03-May-24**	**07-Jun-24**
A7250	Procure Welded Wire Fences and Gates	5	03-May-24	09-May-24
A7260	Submit Welded Wire Fences and Gates	5	10-May-24	16-May-24
A7270	Approve Welded Wire Fences and Gates	5	17-May-24	23-May-24
A7280	Fabricate Welded Wire Fences and Gates	5	24-May-24	31-May-24
A7290	Deliver Welded Wire Fences and Gates	5	03-Jun-24	07-Jun-24
320000 - Playground Equipment		**145**	**26-Mar-24 A**	**13-Nov-24**
A8340	Procure Playground Equipment	5	26-Mar-24 A	19-Apr-24
A8350	Submit Playground Equipment	20	22-Apr-24	17-May-24
A8360	Approve Playground Equipment	10	20-May-24	03-Jun-24
A8370	Fabricate Playground Equipment	110	04-Jun-24	06-Nov-24
A8380	Deliver Playground Equipment	5	07-Nov-24	13-Nov-24
320500 - Water Play Equipment		**145**	**26-Mar-24 A**	**13-Nov-24**
A8390	Procure Water Play Equipment	5	26-Mar-24 A	19-Apr-24
A8400	Submit Water Play Equipment	20	22-Apr-24	17-May-24
A8410	Approve Water Play Equipment	10	20-May-24	03-Jun-24
A8420	Fabricate Water Play Equipment	110	04-Jun-24	06-Nov-24
A8430	Deliver Water Play Equipment	5	07-Nov-24	13-Nov-24
320600 - Sunshade Shelter		**135**	**26-Mar-24 A**	**30-Oct-24**
A8440	Procure Sunshade Shelter	5	26-Mar-24 A	19-Apr-24
A8450	Submit Sunshade Shelter	20	22-Apr-24	17-May-24
A8460	Approve Sunshade Shelter	10	20-May-24	03-Jun-24
A8470	Fabricate Sunshade Shelter	100	04-Jun-24	23-Oct-24
A8480	Deliver Sunshade Shelter	5	24-Oct-24	30-Oct-24
323300 - Site Furnishing		**25**	**03-May-24**	**07-Jun-24**
A7300	Procure Site Furnishing	5	03-May-24	09-May-24
A7310	Submit Site Furnishing	5	10-May-24	16-May-24
A7320	Approve Site Furnishing	5	17-May-24	23-May-24
A7330	Fabricate Site Furnishing	5	24-May-24	31-May-24
A7340	Deliver Site Furnishing	5	03-Jun-24	07-Jun-24

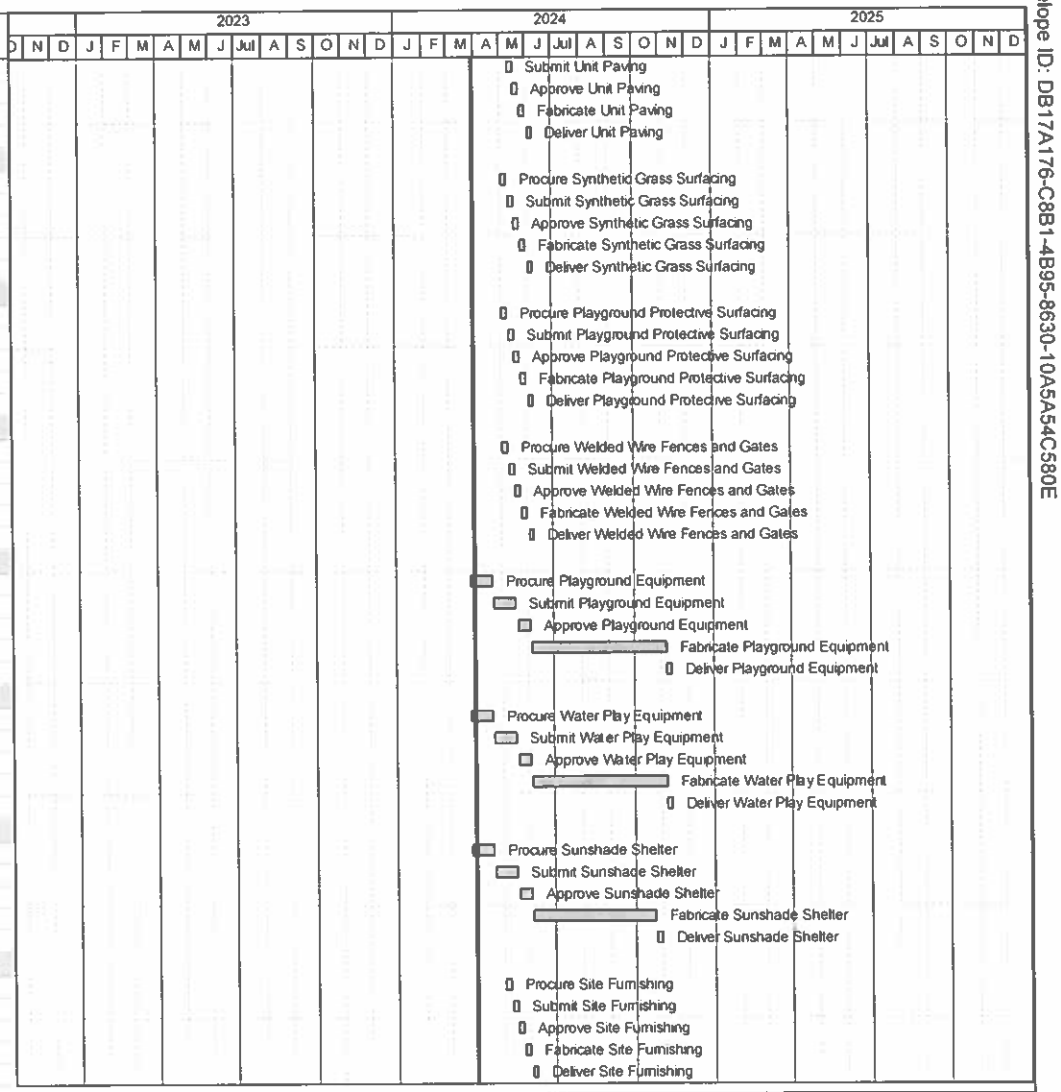

Start Date 27-Oct-22
Finish Date 20-Nov-25
Data Date 31-Mar-24
Print Date 22-Apr-24 - 11:40

Actual Work
Remaining Work
Critical Remaining Work
Milestone

COJNRP-8

City of Jacksonville - Northbank Riverfront Plaza
Project Schedule Layout by WBS, ES
Upland Park GMP Baseline Schedule

HASKELL

HASKEL Project # 4400661

Date	Revision	Checked	Approved

EXHIBIT E

DocuSign Envelope ID: DB17A176-C8B1-4B95-8630-10A5A54C580E

Activity ID	Activity Name	Orig Dur	Start	Finish
328400 - Planting Irrigation		25	03-May-24	07-Jun-24
A7350	Procure Planting Irrigation	5	03-May-24	09-May-24
A7360	Submit Planting Irrigation	5	10-May-24	16-May-24
A7370	Approve Planting Irrigation	5	17-May-24	23-May-24
A7380	Fabricate Planting Irrigation	5	24-May-24	31-May-24
A7390	Deliver Planting Irrigation	5	03-Jun-24	07-Jun-24
329215 - Soil Preparation		25	03-May-24	07-Jun-24
A7400	Procure Soil preparation	5	03-May-24	09-May-24
A7410	Submit Soil preparation	5	10-May-24	16-May-24
A7420	Approve Soil preparation	5	17-May-24	23-May-24
A7430	Fabricate Soil preparation	5	24-May-24	31-May-24
A7440	Deliver Soil preparation	5	03-Jun-24	07-Jun-24
329200 - Turf and Grasses		25	03-May-24	07-Jun-24
A7450	Procure Turf and Grasses	5	03-May-24	09-May-24
A7460	Submit Turf and Grasses	5	10-May-24	16-May-24
A7470	Approve Turf and Grasses	5	17-May-24	23-May-24
A7480	Fabricate Turf and Grasses	5	24-May-24	31-May-24
A7490	Deliver Turf and Grasses	5	03-Jun-24	07-Jun-24
329300 - Plants		25	03-May-24	07-Jun-24
A7500	Procure Plants	5	03-May-24	09-May-24
A7510	Submit Plants	5	10-May-24	16-May-24
A7520	Approve Plants	5	17-May-24	23-May-24
A7530	Fabricate Plants	5	24-May-24	31-May-24
A7540	Deliver Plants	5	03-Jun-24	07-Jun-24
329450 - Structural Soil Cells		25	03-May-24	07-Jun-24
A7550	Procure Structural Soil cells	5	03-May-24	09-May-24
A7560	Submit Structural Soil cells	5	10-May-24	16-May-24
A7570	Approve Structural Soil cells	5	17-May-24	23-May-24
A7580	Fabricate Structural Soil cells	5	24-May-24	31-May-24
A7590	Deliver Structural Soil cells	5	03-Jun-24	07-Jun-24
330000 - Sanitary Sewer		65	03-May-24	05-Aug-24
A8490	Procure Sanitary Sewer	5	03-May-24	09-May-24
A8500	Submit Sanitary Sewer	15	10-May-24	31-May-24
A8510	Approve Sanitary Sewer	10	03-Jun-24	14-Jun-24
A8520	Fabricate Sanitary Sewer	30	17-Jun-24	29-Jul-24
A8530	Deliver Sanitary Sewer	5	30-Jul-24	05-Aug-24
330100 - Storm Drain		50	03-May-24	15-Jul-24
A8540	Procure Storm Drain	5	03-May-24	09-May-24
A8550	Submit Storm Drain	10	10-May-24	23-May-24
A8560	Approve Storm Drain	10	24-May-24	07-Jun-24
A8570	Fabricate Storm Drain	20	10-Jun-24	08-Jul-24
A8580	Deliver Storm Drain	5	09-Jul-24	15-Jul-24
330200 - Domestic Water		60	03-May-24	29-Jul-24
A8590	Procure Domestic Water	5	03-May-24	09-May-24
A8600	Submit Domestic Water	15	10-May-24	31-May-24
A8610	Approve Domestic Water	10	03-Jun-24	14-Jun-24



Start Date 27-Oct-22
Finish Date 20-Nov-25
Data Date 31-Mar-24
Print Date 22-Apr-24 - 11:40

Actual Work
Remaining Work
Critical Remaining Work
Milestone

COJNRP-8

City of Jacksonville - Northbank Riverfront Plaza
Project Schedule Layout by WBS, ES
Upland Park GMP Baseline Schedule

HASKELL

HASKEL Project # 4400651

Date	Revision	Checked	Approved

EXHIBIT E

DocuSign Envelope ID: DB17A176-C8B1-4B95-8630-10A5A54C580E

Activity ID	Activity Name	Orig Dur	Start	Finish
A8620	Fabricate Domestic Water	25	17-Jun-24	22-Jul-24
A8630	Deliver Domestic Water	5	23-Jul-24	29-Jul-24
Construction		427	17-Jan-24 A	30-Sep-25
PG1010	Mobilization (Temp. Power & Utilities) & Deliver/Set Up Construction Trailer	6	17-Jan-24 A	16-Feb-24 A
CO1100	Demobilize Marine Contractor	8	14-Feb-25	25-Feb-25
PG10009	Demobilization & Project Closeout	5	23-Sep-25	30-Sep-25
Phase 1A - Bulkhead Construction		248	24-Jan-24 A	22-Jan-25
General Activities		213	24-Jan-24 A	27-Nov-24
SC1050	Mobilize Marine Contractor	10	24-Jan-24 A	01-Feb-24 A
SC1280	Install Construction Fencing	5	24-Jan-24 A	31-Jan-24 A
SC1110	Remove Site Lighting and Electrical Service	5	31-Jan-24 A	13-Feb-24 A
SC1290	Install Erosion Control	5	05-Feb-24 A	06-Feb-24 A
SC1300	Tree Removal and Hardscape Demo	5	12-Feb-24 A	23-Feb-24 A
SC1310	Demo Existing Handrail and Pile Cap	10	21-Feb-24 A	15-Mar-24 A
SC1060	Floating Dock Protection	30	04-Mar-24 A	29-Mar-24 A
SC1040	Install Turbidity Curtain	3	18-Mar-24 A	19-Mar-24 A
SC1100	Remove Floating Dock Protection	15	07-Nov-24	27-Nov-24
Station 100+00 to 105+00		145	15-Apr-24	06-Nov-24
SC1070	Install Sheet Piling	45	15-Apr-24	17-Jun-24
SC1080	Install Ground Anchoring	40	20-May-24	16-Jul-24
SC1090	Install Pile Caps	65	18-Jun-24	18-Sep-24
SC1120	Install New Conduit for Bulkhead Lighting	55	25-Jun-24	11-Sep-24
SC1130	Tie in Storm Lines	45	02-Jul-24	04-Sep-24
SC1140	Install Gravel Backfill at Bulkhead	40	12-Sep-24	06-Nov-24
SC1160	Install Platform Extensions	10	19-Sep-24	02-Oct-24
Station 105+00 to 108+27		155	11-Jun-24	22-Jan-25
SC1720	Excavate Behind Bulkhead	5	11-Jun-24	17-Jun-24
SC1620	Install Sheet Piling	45	18-Jun-24	20-Aug-24
SC1630	Install Ground Anchoring	40	17-Jul-24	11-Sep-24
SC1640	Install Pile Caps	75	19-Sep-24	08-Jan-25
SC1670	Install Gravel Backfill at Bulkhead	40	26-Sep-24	20-Nov-24
SC1700	Install New Conduit for Bulkhead Lighting	65	26-Sep-24	01-Jan-25
SC1650	Tie in Storm Lines and Extend Utilities	60	03-Oct-24	01-Jan-25
SC1690	Install Pedestrian Railing	60	24-Oct-24	22-Jan-25
Phase 1B - Cafe and Western Park		346	02-May-24	09-Sep-25
Site and Civil Work		346	02-May-24	09-Sep-25
Cafe and Playground Sitework		346	02-May-24	09-Sep-25
SC1540	Install Phase 1B Construction Fencing & MOT - Cafe and Playground Sitewo	5	02-May-24	08-May-24
SC1570	Install Erosion Control - Cafe and Playground Sitework	5	09-May-24	15-May-24
CP1000	Remove Lighting - Cafe and Playground Sitework	5	16-May-24	23-May-24
CP1010	Demo of Hardscape - Cafe and Playground Sitework	5	24-May-24	31-May-24
CP1020	Tree Removal - Cafe and Playground Sitework	3	04-Jun-24	06-Jun-24
CP1030	Utility Removal - Cafe and Playground Sitework	8	07-Jun-24	20-Jun-24
CP1040	Demo Existing Concrete Piles - Cafe and Playground Sitework	5	07-Jun-24	13-Jun-24
CP1050	Mass Import for Building Pad - Cafe and Playground Sitework	3	18-Jun-24	20-Jun-24

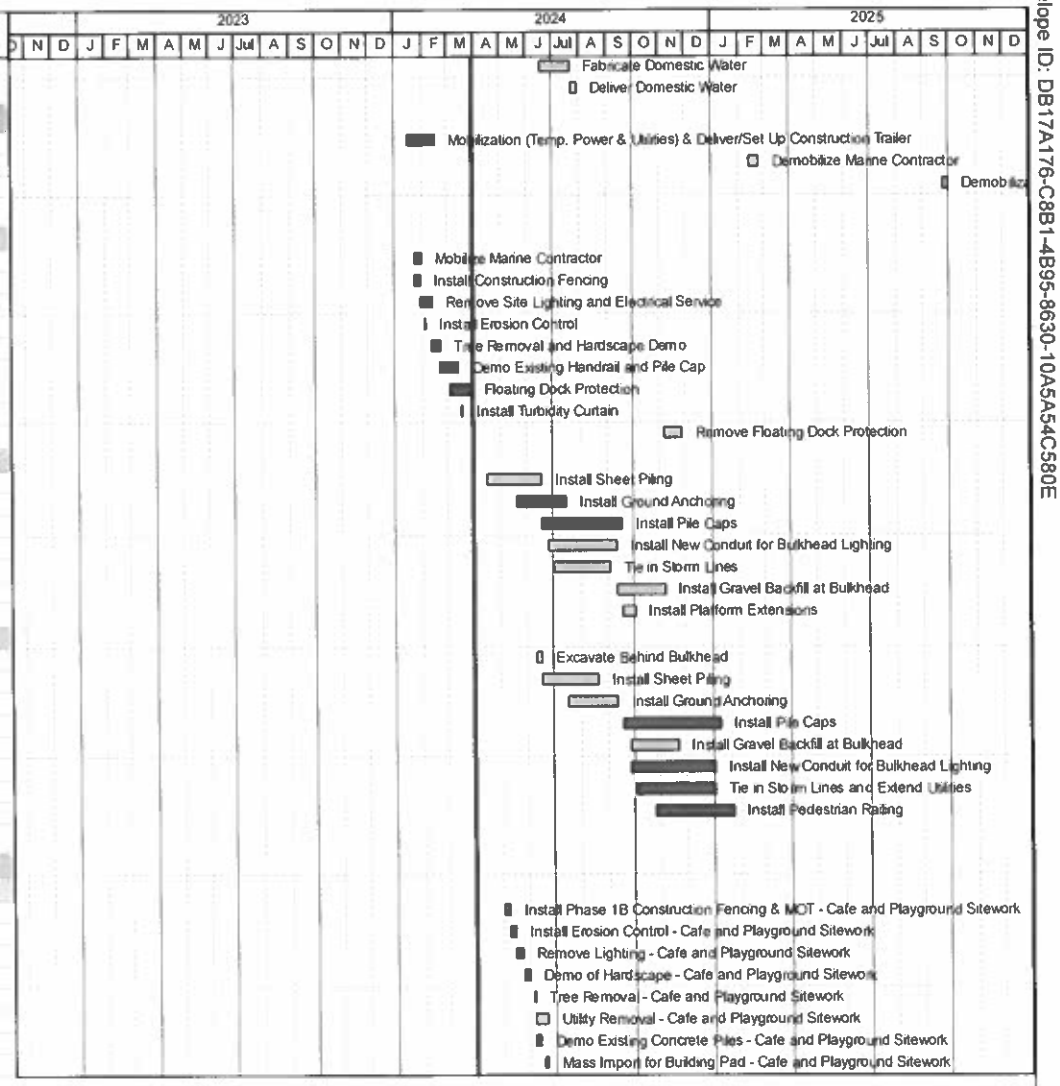

Start Date 27-Oct-22
Finish Date 20-Nov-25
Data Date 31-Mar-24
Print Date 22-Apr-24 - 11:40

Actual Work
Remaining Work
Critical Remaining Work
Milestone

COJNRP-8

City of Jacksonville - Northbank Riverfront Plaza
Project Schedule Layout by WBS, ES
Upland Park GMP Baseline Schedule

HASKELL

HASKEL Project # 4400661

Date	Revision	Checked	Approved

EXHIBIT E

DocuSign Envelope ID: DB17A176-C8B1-4B95-8630-10A5A54C580E

Activity ID	Activity Name	Orig Dur	Start	Finish
CP1060	Establish Building Pad Elevation - Cafe and Playground Sitework	3	21-Jun-24	25-Jun-24
CP1070	Temp Road - Cafe and Playground Sitework	5	21-Jun-24	27-Jun-24
CP1080	Install East Storm Line - Cafe and Playground Sitework	5	07-Aug-24	13-Aug-24
CP1090	Install East Sanitary Sewer - Cafe and Playground Sitework	5	14-Aug-24	22-Aug-24
CP1100	Adjust Existing Utility Structures - Cafe and Playground Sitework	5	14-Aug-24	22-Aug-24
CP1110	Install Building Water Lines - Cafe and Playground Sitework	15	23-Aug-24	18-Sep-24
CP1170	Transformer - Cafe and Playground Sitework	5	06-Feb-25	12-Feb-25
CP1180	Pad Mounted Switch - Cafe and Playground Sitework	5	06-Feb-25	12-Feb-25
CP1120	Install West Storm Line - Cafe and Playground Sitework	10	17-Mar-25	31-Mar-25
CP1130	Install West Sanitary Sewer - Cafe and Playground Sitework	5	01-Apr-25	08-Apr-25
CP1140	Install Splash Pad Water Lines - Cafe and Playground Sitework	5	09-Apr-25	15-Apr-25
CP1150	Underground Electrical Service from Primary to Cafe - Cafe and Playground S	5	16-Apr-25	22-Apr-25
CP1160	Underground Communications Line form Independent Dr to Cafe - Cafe and	5	23-Apr-25	30-Apr-25
CP1190	Underground Electrical Service from Cafe to Performance Canter - Cafe and	5	01-May-25	08-May-25
CP1200	Punchlist - Clean - Cafe and Playground Sitework	5	09-May-25	15-May-25
Cafe Landscaping		115	02-Apr-25	09-Sep-25
SL1000	Import Fill at Cafe Area - Cafe Landscaping	3	02-Apr-25	04-Apr-25
SL1010	Rough Grade Cafe Area - Cafe Landscaping	2	08-Apr-25	09-Apr-25
SL1020	Form and Pour Concrete Stairs - Cafe Landscaping	5	10-Apr-25	16-Apr-25
SL1030	Install Monument Sign - Cafe Landscaping	20	10-Apr-25	09-May-25
SL1040	Install Bollards - Cafe Landscaping	2	10-Apr-25	11-Apr-25
SL1140	Install Handrails - Cafe Landscaping	5	16-Apr-25	23-Apr-25
SL1050	Irrigation - Cafe Landscaping	22	17-Apr-25	21-May-25
SL1060	Install Soil Cells - Cafe Landscaping	10	17-Apr-25	01-May-25
SL1090	Concrete Paving - Cafe Landscaping	60	24-Apr-25	04-Aug-25
SL1070	Install Lighting Circuit - Cafe Landscaping	2	22-May-25	23-May-25
SL1080	Light Poles - Cafe Landscaping	3	27-May-25	29-May-25
SL1100	Install Trees and Plantings - Cafe Landscaping	38	01-Jul-25	28-Aug-25
SL1110	Install Side Coiling Grille - Cafe Landscaping	5	05-Aug-25	11-Aug-25
SL1120	Site Furnishings - Cafe Landscaping	2	29-Aug-25	02-Sep-25
SL1130	Punchlist - Clean - Cafe Landscaping	5	03-Sep-25	09-Sep-25
Cafe Roof Landscaping		101	17-Apr-25	04-Sep-25
RL1000	Fill East Side of Site - Cafe Roof Landscaping	2	17-Apr-25	18-Apr-25
RL1010	Install Boulders & Stone Scramble - Cafe Roof Landscaping	20	21-Apr-25	21-May-25
RL1190	Install Handrailing in Bedding Areas - Cafe Roof Landscaping	20	21-May-25	18-Jun-25
RL1020	Continuous Site Planter Foundation - Cafe Roof Landscaping	5	22-May-25	29-May-25
RL1050	Geofoam and Roof Media - Cafe Roof Landscaping	5	22-May-25	29-May-25
RL1030	Continuous Site Planter Wall - Cafe Roof Landscaping	5	30-May-25	06-Jun-25
RL1060	Roof Irrigation - Cafe Roof Landscaping	2	30-May-25	03-Jun-25
RL1070	4" Slab on Roof - Cafe Roof Landscaping	2	30-May-25	03-Jun-25
RL1080	Site Lighting Conduit - Cafe Roof Landscaping	5	30-May-25	06-Jun-25
RL1090	Play Structure at Roof - Cafe Roof Landscaping	5	04-Jun-25	10-Jun-25
RL1040	South Site Stairs - Cafe Roof Landscaping	3	09-Jun-25	11-Jun-25
RL1100	Roof Plant Materials and Trees - Cafe Roof Landscaping	14	09-Jun-25	01-Jul-25
RL1110	Sunshade Structure at Roof - Cafe Roof Landscaping	5	11-Jun-25	19-Jun-25
RL1200	Install Handrailing at Retaining Walls - Cafe Roof Landscaping	40	18-Jun-25	13-Aug-25
RL1130	Play Surfaces at Roof - Cafe Roof Landscaping	5	20-Jun-25	26-Jun-25



Start Date 27-Oct-22
Finish Date 20-Nov-25
Data Date 31-Mar-24
Print Date 22-Apr-24 - 11:40

Actual Work
Remaining Work
Critical Remaining Work
Milestone

COJNRP-8

City of Jacksonville - Northbank Riverfront Plaza
Project Schedule Layout by WBS, ES
Upland Park GMP Baseline Schedule

HASKELL

HASKEL Project # 4400661

Date	Revision	Checked	Approved

EXHIBIT E

DocuSign Envelope ID: DB17A176-C8B1-4B95-8630-10A5A54C580E

Activity ID	Activity Name	Orig Dur	Start	Finish
RL1120	Concrete Walkways at Roof - Cafe Roof Landscaping	5	02-Jul-25	10-Jul-25
RL1140	Light Poles at Roof - Cafe Roof Landscaping	2	15-Jul-25	16-Jul-25
RL1150	Raised Walkway - Cafe Roof Landscaping	15	17-Jul-25	07-Aug-25
RL1160	North Site Stairs - Cafe Roof Landscaping	3	08-Aug-25	12-Aug-25
RL1170	Handrail at Roof - Cafe Roof Landscaping	10	14-Aug-25	27-Aug-25
RL1180	Punchlist - Clean - Cafe Roof Landscaping	5	28-Aug-25	04-Sep-25
Water Play Area Landscaping		151	29-Oct-24	30-Jun-25
WL1000	Pipe and Conduit Corridor UG Piping - Water Play Area Landscaping	5	29-Oct-24	05-Nov-24
WL1010	Excavate for Precast Surge Tank - Water Play Area Landscaping	2	06-Nov-24	07-Nov-24
WL1020	Set Precast Below Grade Surge Tank - Water Play Area Landscaping	2	08-Nov-24	11-Nov-24
WL1030	Pipe Connections to Surge Tank - Water Play Area Landscaping	2	12-Nov-24	13-Nov-24
WL1040	Mass Import - Water Play Area Landscaping	2	14-Nov-24	15-Nov-24
WL1050	Irrigation - Water Play Area Landscaping	2	18-Nov-24	19-Nov-24
WL1060	Lighting Circuit - Water Play Area Landscaping	2	20-Nov-24	21-Nov-24
WL1070	Prep Sub-base at Water Feature - Water Play Area Landscaping	3	01-Apr-25	03-Apr-25
WL1080	UG Plumbing Supply & Drain - Water Play Area Landscaping	5	04-Apr-25	11-Apr-25
WL1090	Form & Place 4" Concrete Slab at Water Feature - Water Play Area Landscap	5	10-Apr-25	16-Apr-25
WL1100	Splashpad - Water Play Area Landscaping	5	17-Apr-25	23-Apr-25
WL1200	Install Boulders - Water Play Area Landscaping	12	24-Apr-25	13-May-25
WL1110	Light Poles - Water Play Area Landscaping	2	14-May-25	15-May-25
WL1120	Hardscapes - Water Play Area Landscaping	3	19-May-25	21-May-25
WL1130	Splashpad Rocks - Water Play Area Landscaping	4	22-May-25	28-May-25
WL1140	Install Rinse Shower & Drain - Water Play Area Landscaping	2	22-May-25	23-May-25
WL1150	Service Bib - Water Play Area Landscaping	1	22-May-25	22-May-25
WL1160	Water Feature Playground Equipment - Water Play Area Landscaping	10	29-May-25	12-Jun-25
WL1170	Landscaping and Trees - Water Play Area Landscaping	2	17-Jun-25	18-Jun-25
WL1180	Site Furnishing - Water Play Area Landscaping	2	19-Jun-25	20-Jun-25
WL1190	Punchlist - Clean - Water Play Area Landscaping	5	23-Jun-25	30-Jun-25
Playground Landscaping		74	22-May-25	02-Sep-25
PL1000	Concrete Pedestals for Playground Equipment - Playground Landscaping	5	22-May-25	29-May-25
PL1010	Light Poles - Playground Landscaping	2	22-May-25	23-May-25
PL1020	Yard Drain System - Playground Landscaping	5	27-May-25	03-Jun-25
PL1030	Irrigation - Playground Landscaping	2	04-Jun-25	05-Jun-25
PL1040	Playground Equipment Structures - Playground Landscaping	10	06-Jun-25	23-Jun-25
PL1050	Install Boulders - Playground Landscaping	12	24-Jun-25	16-Jul-25
PL1080	Sunshade Shelter - Playground Landscaping	5	24-Jun-25	01-Jul-25
PL1060	Landscape Media - Playground Landscaping	2	17-Jul-25	21-Jul-25
PL1120	Handrails - Playground Landscaping	20	17-Jul-25	14-Aug-25
PL1070	Concrete Paving - Playground Landscaping	15	22-Jul-25	11-Aug-25
PL1150	Install Fencing - Playground Landscaping	10	11-Aug-25	25-Aug-25
PL1090	Plant Materials - Playground Landscaping	3	12-Aug-25	14-Aug-25
PL1100	Play Surfaces - Playground Landscaping	5	15-Aug-25	21-Aug-25
PL1130	Benches and Park Equipment - Playground Landscaping	5	15-Aug-25	21-Aug-25
PL1110	Slides - Playground Landscaping	2	22-Aug-25	25-Aug-25
PL1140	Punchlist - Clean - Playground Landscaping	5	26-Aug-25	02-Sep-25
Hogan Street		138	02-Jul-24	20-Feb-25
HS1000	Safe off East Side Performing Arts Center - Hogan Street	2	02-Jul-24	03-Jul-24

Start Date 27-Oct-22
Finish Date 20-Nov-25
Data Date 31-Mar-24
Print Date 22-Apr-24 - 11:40

Actual Work
Remaining Work
Critical Remaining Work
Milestone

COJNRP-8

City of Jacksonville - Northbank Riverfront Plaza
Project Schedule Layout by WBS, ES
Upland Park GMP Baseline Schedule

HASKELL

HASKEL Project # 440066 1

Date	Revision	Checked	Approved

EXHIBIT E

DocuSign Envelope ID: DB17A176-C8B1-4B95-8630-10A5A54C580E

Activity ID	Activity Name	Orig Dur	Start	Finish
HS1010	Remove Lighting - Hogan Street	5	05-Jul-24	11-Jul-24
HS1020	Remove Existing Asphalt Paving - Hogan Street	10	16-Jul-24	30-Jul-24
HS1030	Demo of Hardscape - Hogan Street	5	31-Jul-24	08-Aug-24
HS1040	Tree Removal - Hogan Street	3	09-Aug-24	13-Aug-24
HS1050	Remove Concrete Stairs and Handrails to Performing Arts Center - Hogan Str	5	14-Aug-24	22-Aug-24
HS1060	Utility Removal - Hogan Street	5	23-Aug-24	29-Aug-24
HS1070	Adjust Existing Utility Structures - Hogan Street	5	03-Sep-24	10-Sep-24
HS1080	Mass Import - Hogan Street	10	11-Sep-24	26-Sep-24
HS1090	Install Storm Line - Hogan Street	10	01-Oct-24	15-Oct-24
HS1100	Readjust Temp Road - Hogan Street	5	01-Oct-24	08-Oct-24
HS1110	Install Sanitary Sewer - Hogan Street	2	16-Oct-24	17-Oct-24
HS1120	Tie into Existing Sanitary Manhole - Hogan Street	2	21-Oct-24	22-Oct-24
HS1130	Install Water Lines - Hogan Street	2	23-Oct-24	24-Oct-24
HS1140	Tie into 8" Existing Water Main - Hogan Street	2	25-Oct-24	29-Oct-24
HS1150	Rough Grade - Hogan Street	3	30-Oct-24	01-Nov-24
HS1160	Irrigation - Hogan Street	3	05-Nov-24	07-Nov-24
HS1170	Grade Hardscape Area - Hogan Street	32	08-Nov-24	31-Dec-24
HS1180	Install Site Lighting & CCTV Conduit - Hogan Street	5	02-Jan-25	08-Jan-25
HS1190	Site Concrete Paving - Hogan Street	30	02-Jan-25	18-Feb-25
HS1200	Install ADA Ramps - Hogan Street	5	02-Jan-25	08-Jan-25
HS1210	Grade Landscape Area - Hogan Street	5	09-Jan-25	16-Jan-25
HS1220	Landscaping - Hogan Street	7	17-Jan-25	28-Jan-25
HS1230	Site Furnishings - Hogan Street	5	29-Jan-25	05-Feb-25
HS1240	Install Site Lighting - Hogan Street	5	06-Feb-25	12-Feb-25
HS1250	Punchlist - Clean - Hogan Street	5	13-Feb-25	20-Feb-25
Central Lawn Area		110	05-Nov-24	29-Apr-25
CA1000	Mass Import - Central Lawn Area	10	05-Nov-24	18-Nov-24
CA1010	Install Underdrain - Central Lawn Area	30	19-Nov-24	08-Jan-25
CA1020	Readjust Temp Road - Central Lawn Area	5	19-Nov-24	25-Nov-24
CA1030	Rough Grade - Central Lawn Area	3	26-Nov-24	03-Dec-24
CA1040	Irrigation - Central Lawn Area	18	04-Dec-24	02-Jan-25
CA1050	Grade Hardscape Area - Central Lawn Area	9	09-Jan-25	23-Jan-25
CA1060	Install Site Lighting & CCTV Conduit - Central Lawn Area	5	24-Jan-25	30-Jan-25
CA1070	Site Concrete Paving - Central Lawn Area	30	24-Jan-25	12-Mar-25
CA1080	Grade Landscape Area - Central Lawn Area	5	31-Jan-25	07-Feb-25
CA1090	Landscaping - Central Lawn Area	16	13-Mar-25	04-Apr-25
CA1100	Site Furnishings - Central Lawn Area	5	08-Apr-25	14-Apr-25
CA1110	Install Site Lighting - Central Lawn Area	5	15-Apr-25	21-Apr-25
CA1120	Punchlist - Clean - Central Lawn Area	5	22-Apr-25	29-Apr-25
Riverfront Bulkhead		119	19-Nov-24	29-May-25
RB1000	Mass Import - Riverfront Bulkhead	10	19-Nov-24	05-Dec-24
RB1010	Install Storm Line - Riverfront Bulkhead	15	06-Dec-24	31-Dec-24
RB1020	Readjust Temp Road - Riverfront Bulkhead	5	06-Dec-24	12-Dec-24
RB1030	Rough Grade - Riverfront Bulkhead	3	16-Dec-24	18-Dec-24
RB1040	Irrigation - Riverfront Bulkhead	9	19-Dec-24	03-Jan-25
RB1050	Grade Hardscape Area - Riverfront Bulkhead	37	06-Jan-25	03-Mar-25
RB1060	Install Site Lighting & CCTV Conduit - Riverfront Bulkhead	5	04-Mar-25	12-Mar-25



Start Date 27-Oct-22
Finish Date 20-Nov-25
Data Date 31-Mar-24
Print Date 22-Apr-24 - 11:40

Actual Work
Remaining Work
Critical Remaining Work
Milestone

COJNRP-8

City of Jacksonville - Northbank Riverfront Plaza
Project Schedule Layout by WBS, ES
Upland Park GMP Baseline Schedule

HASKELL

HASKEL Project # 4400661

Date	Revision	Checked	Approved

EXHIBIT E

DocuSign Envelope ID: DB17A176-C8B1-4B95-8630-10A5A54C580E

Activity ID	Activity Name	Orig Dur	Start	Finish
RB1070	Site Concrete Paving - Riverfront Bulkhead	30	04-Mar-25	18-Apr-25
RB1080	Grade Landscape Area - Riverfront Bulkhead	5	13-Mar-25	19-Mar-25
RB1090	Landscaping - Riverfront Bulkhead	10	21-Apr-25	06-May-25
RB1100	Site Furnishings - Riverfront Bulkhead	5	07-May-25	13-May-25
RB1110	Install Site Lighting - Riverfront Bulkhead	5	14-May-25	21-May-25
RB1120	Punchlist - Clean - Riverfront Bulkhead	5	22-May-25	29-May-25
Concrete Structure		273	04-Jun-24	30-Jun-25
CS1470	Mock-Up Building Pad	2	04-Jun-24	05-Jun-24
CS1480	Mock-Up Foundations (Mat Slab)	3	06-Jun-24	10-Jun-24
CS1490	Mock-Up Foundation Cure	5	11-Jun-24	17-Jun-24
CS1500	Mock-Up CIP Retaining Walls and Column	3	11-Jun-24	13-Jun-24
CS1510	Mock-Up Retaining Wall and Column Cure	5	18-Jun-24	24-Jun-24
CS1520	Mock-Up CIP Roof	5	25-Jun-24	01-Jul-24
CS1580	Mock-Up CIP Planter Wall	3	25-Jun-24	27-Jun-24
CS1000	PDA Testing - Concrete Structure	7	26-Jun-24	09-Jul-24
CS1590	Mock-Up CIP Planter Wall Cure	5	28-Jun-24	05-Jul-24
CS1530	Mock-Up CIP Roof Cure	5	02-Jul-24	09-Jul-24
CS1010	Install Steel Piles - Concrete Structure	15	10-Jul-24	06-Aug-24
CS1540	Mock-Up Cantilevered Roof	5	10-Jul-24	16-Jul-24
CS1550	Mock-Up Cantilevered Roof Cure	5	17-Jul-24	23-Jul-24
CS1560	Mock-Up CMU Install	3	17-Jul-24	19-Jul-24
CS1570	Mock-Up Curtain Wall Install	5	17-Jul-24	23-Jul-24
CS1600	Review Mock-Up	1	24-Jul-24	24-Jul-24
CS1020	Cut Piles - Concrete Structure	8	07-Aug-24	20-Aug-24
CS1030	North Cantilever Slab for Retaining Wall - Concrete Structure	5	21-Aug-24	27-Aug-24
CS1040	Grade Beams, Pile Caps & FND @ ELV 2 - Concrete Structure	10	23-Aug-24	10-Sep-24
CS1050	Grade Beams, Pile Caps & FND @ ELV 2' - 4", 3' and 4' - Concrete Structure	10	03-Sep-24	18-Sep-24
CS1060	Grade Beams, Pile Caps & FND @ ELV 4' - 6" - Concrete Structure	10	11-Sep-24	26-Sep-24
CS1070	North Cantilever Retaining Wall - RW4A, RW5A - Concrete Structure	5	19-Sep-24	26-Sep-24
CS1080	Install North Expansion Joint - Concrete Structure	2	01-Oct-24	02-Oct-24
CS1090	Form W12 CIP Wall - Concrete Structure	10	03-Oct-24	17-Oct-24
CS1100	Grade Beams, Pile Caps & FND @ ELV 6 - Concrete Structure	10	11-Oct-24	25-Oct-24
CS1110	Form 8" Retaining Walls - Concrete Structure	10	21-Oct-24	05-Nov-24
CS1130	Reinforce W12 CIP Wall - Concrete Structure	6	21-Oct-24	29-Oct-24
CS1170	Concrete Cast-In-Place Columns - Concrete Structure	10	29-Oct-24	12-Nov-24
CS1120	South Cantilever Slab for Retaining Wall - Concrete Structure	5	29-Oct-24	05-Nov-24
CS1150	Install Conduits in 12" Retaining Wall - Concrete Structure	5	30-Oct-24	06-Nov-24
CS1190	Reinforce 8" Retaining Wall - Concrete Structure	6	06-Nov-24	13-Nov-24
CS1140	Misc. Pile Caps for Sunshades and Playground - Concrete Structure	5	06-Nov-24	12-Nov-24
CS1180	Pour 12" Retaining Wall - Concrete Structure	5	07-Nov-24	13-Nov-24
CS1200	Stem Walls - Concrete Structure	3	13-Nov-24	15-Nov-24
CS1160	Pile Caps for Elevated Walkways - Concrete Structure	5	13-Nov-24	19-Nov-24
CS1210	Install Conduits in 8" Retaining Wall - Concrete Structure	5	14-Nov-24	20-Nov-24
CS1290	Underslab Plumbing Rough-In - Concrete Structure	5	18-Nov-24	22-Nov-24
CS1300	Underslab Electrical Rough-In - Concrete Structure	5	18-Nov-24	22-Nov-24
CS1310	UG Hydronic Piping Rough In - Concrete Structure	5	18-Nov-24	22-Nov-24
CS1230	Pour 8" Retaining Wall - Concrete Structure	5	21-Nov-24	27-Nov-24

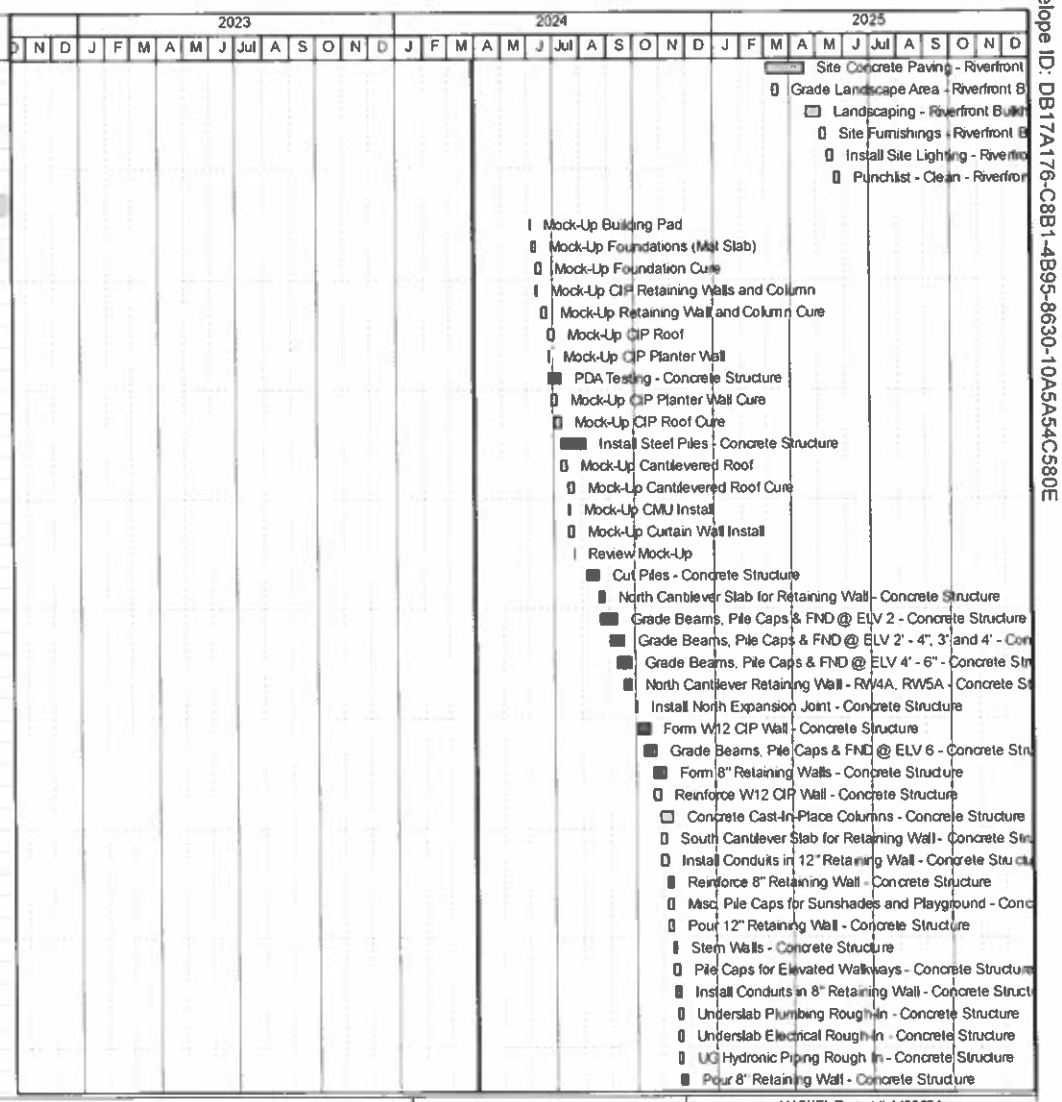

Start Date 27-Oct-22
Finish Date 20-Nov-25
Data Date 31-Mar-24
Print Date 22-Apr-24 - 11:40

Actual Work
Remaining Work
Critical Remaining Work
Milestone

COJNRP-8

City of Jacksonville - Northbank Riverfront Plaza
Project Schedule Layout by WBS, ES
Upland Park GMP Baseline Schedule

HASKELL

HASKELL Project # 4400661

Date	Revision	Checked	Approved

EXHIBIT E

DocuSign Envelope ID: DB17A176-C8B1-4B95-8630-10A5A54C580E

Activity ID	Activity Name	Orig Dur	Start	Finish
CS1250	Concrete Cure Retaining Wall - Concrete Structure	5	03-Dec-24	09-Dec-24
CS1240	Install South Expansion Joint - Concrete Structure	2	03-Dec-24	04-Dec-24
CS1260	South Cantilever Retaining Wall - RW2, RW3 - Concrete Structure	5	05-Dec-24	11-Dec-24
CS1270	Seal Joints at Retaining Walls - Concrete Structure	3	10-Dec-24	12-Dec-24
CS1280	Fill & Compact Slab Area - Concrete Structure	5	16-Dec-24	20-Dec-24
CS1320	Form Slab on Ground - Concrete Structure	5	23-Dec-24	31-Dec-24
CS1330	Soil Treatment at Slab on Ground - Concrete Structure	2	02-Jan-25	03-Jan-25
CS1340	Waterproofing at Slab on Ground - Concrete Structure	3	06-Jan-25	08-Jan-25
CS1350	Slab Reinforcing - Concrete Structure	3	09-Jan-25	14-Jan-25
CS1360	Floor Drains & Cleanouts - Concrete Structure	3	15-Jan-25	17-Jan-25
CS1370	Place 6" Slab on Ground - Concrete Structure	5	21-Jan-25	27-Jan-25
CS1380	Sawcut Slab on Ground - Concrete Structure	1	28-Jan-25	28-Jan-25
CS1390	Slab on Grade Cure - Concrete Structure	10	28-Jan-25	11-Feb-25
CS1400	ELV Roof Deck - Concrete Structure	15	12-Feb-25	05-Mar-25
CS1410	Install Anchor Bolts for Sunshades & Roof Deck - Concrete Structure	1	06-Mar-25	06-Mar-25
CS1220	Pedestal for Sunshade Structure - Concrete Structure	5	06-Mar-25	14-Mar-25
CS1420	Concrete Continuous Cantilever Curb for Roof Slab - Concrete Structure	15	11-Mar-25	01-Apr-25
CS1430	Elevated Planter Walls and Handrail Pedestals - Concrete Structure	45	18-Mar-25	27-May-25
CS1450	Skim Coat - Concrete Structure	30	02-May-25	20-Jun-25
CS1610	Install Handrail Post at Roof Structure	5	27-May-25	03-Jun-25
CS1460	Planter Wall Cure - Concrete Structure	10	28-May-25	11-Jun-25
CS1440	Punchlist - Clean - Concrete Structure	5	23-Jun-25	30-Jun-25
Building Envelope		132	10-Dec-24	15-Jul-25
BE1000	Rub and Patch - Building Envelope	10	10-Dec-24	24-Dec-24
BE1010	Install Waterproofing at Retaining Walls - Building Envelope	10	02-Apr-25	16-Apr-25
BE1040	Fluid Applied Concrete Sealer - Building Envelope	5	17-Apr-25	23-Apr-25
BE1050	Install Exterior Hollow Metal Doors - Building Envelope	5	24-Apr-25	01-May-25
BE1060	Install Sill & Head Flashing - Building Envelope	3	24-Apr-25	29-Apr-25
BE1080	Install Curtain Wall & Windows Framing - Building Envelope	5	02-May-25	09-May-25
BE1090	Install Vents & Louvers - Building Envelope	5	12-May-25	19-May-25
BE1100	Install Curtain Wall Glazing - Building Envelope	5	12-May-25	19-May-25
BE1110	Install Storefront Doors - Building Envelope	5	20-May-25	27-May-25
BE1020	Install Temp Joint Sealant for Dry-In - Building Envelope	2	28-May-25	29-May-25
BE1030	Install Waterproof, Insulation & Coverboard at Roof Deck - Building Envelope	10	12-Jun-25	30-Jun-25
BE1070	Flash Scuppers and Roof Drains - Building Envelope	2	01-Jul-25	02-Jul-25
BE1120	Punchlist - Clean - Building Envelope	5	03-Jul-25	15-Jul-25
Building Finishes		229	18-Sep-24	12-Aug-25
BF1010	MEPF Hangars - Building Finishes	5	27-May-25	03-Jun-25
BF1020	CMU Walls - Building Finishes	10	03-Jun-25	17-Jun-25
BF1030	Hollow Metal Frames - Building Finishes	10	03-Jun-25	17-Jun-25
BF1040	Plumbing Rough In - Building Finishes	7	06-Jun-25	17-Jun-25
BF1050	Electrical Rough In - Building Finishes	5	10-Jun-25	17-Jun-25
BF1060	Mechanical Rough In - Building Finishes	5	17-Jun-25	24-Jun-25
BF1070	FAAP Panel - Building Finishes	5	17-Jun-25	24-Jun-25
BF1080	FACP Panel - Building Finishes	5	17-Jun-25	24-Jun-25
BF1090	Concrete Floor Sealing - Building Finishes	5	17-Jun-25	24-Jun-25
BF1100	Plumbing Piping Insulation - Building Finishes	5	17-Jun-25	24-Jun-25



Start Date 27-Oct-22
Finish Date 20-Nov-25
Data Date 31-Mar-24
Print Date 22-Apr-24 - 11:40

Actual Work
Remaining Work
Critical Remaining Work
Milestone

COJNRP-8

City of Jacksonville - Northbank Riverfront Plaza
Project Schedule Layout by WBS, ES
Upland Park GMP Baseline Schedule

HASKELL

HASKEL Project # 4400661

Date	Revision	Checked	Approved

EXHIBIT E

DocuSign Envelope ID: DB17A176-C8B1-4B95-8630-10A5A54C580E

Activity ID	Activity Name	Orig Dur	Start	Finish
BF1110	Fire Protection Rough In - Building Finishes	5	19-Jun-25	26-Jun-25
BF1120	Polished Concrete - Building Finishes	10	26-Jun-25	10-Jul-25
BF1130	Joint Sealants - Building Finishes	5	03-Jul-25	10-Jul-25
BF1140	Plumbing Trim Out - Building Finishes	2	10-Jul-25	14-Jul-25
BF1150	Hollow Metal Doors & Hardware - Building Finishes	2	10-Jul-25	14-Jul-25
BF1160	Install Alternating Treads - Building Finishes	2	10-Jul-25	14-Jul-25
BF1170	Electrical Trim Out - Building Finishes	2	14-Jul-25	16-Jul-25
BF1180	1st Coat Paint Doors & Frames - Building Finishes	2	14-Jul-25	16-Jul-25
BF1190	Bacterial Testing Domestic Water - Building Finishes	5	14-Jul-25	21-Jul-25
BF1200	Mechanical Trim Out - Building Finishes	2	16-Jul-25	18-Jul-25
BF1210	Fire Protection Trim Out - Building Finishes	3	18-Jul-25	23-Jul-25
BF1220	Toilet Partitions and Accessories - Building Finishes	2	23-Jul-25	25-Jul-25
BF1230	Final Coat Paint Doors & Frames - Building Finishes	2	25-Jul-25	29-Jul-25
BF1240	Specialties - Building Finishes	5	25-Jul-25	01-Aug-25
BF1250	Fire Extinguishers - Building Finishes	1	25-Jul-25	28-Jul-25
BF1260	Install Door Hardware - Building Finishes	5	29-Jul-25	05-Aug-25
BF1270	Punchlist - Clean - Building Finishes	5	05-Aug-25	12-Aug-25
Water Play Equipment		**167**	**05-Nov-24**	**03-Jul-25**
WE1000	Electrical Rough In for Water Feature Equipment - Water Play Equipment	5	05-Nov-24	12-Nov-24
WE1010	Low Voltage Rough In for Water Feature Equipment - Water Play Equipment	5	05-Nov-24	12-Nov-24
WE1020	Pull & Terminate Wire for Water Feature Equipment - Water Play Equipment	5	12-Nov-24	19-Nov-24
WE1030	Electrical Trim Out for Water Feature Equipment - Water Play Equipment	5	19-Nov-24	26-Nov-24
WE1070	Pump Manifold at Cafe - Water Play Equipment	2	22-Nov-24	26-Nov-24
WE1040	Instrumentation & Controls for Water Feature Equipment - Water Play Equipr	2	26-Nov-24	02-Dec-24
WE1080	Concrete Housekeeping Pads - Water Play Equipment	5	11-Feb-25	18-Feb-25
WE1050	UG Plumbing Water Supply Rough In - Water Feature - Water Play Equipme	2	03-Apr-25	07-Apr-25
WE1060	UG Plumbing Drain Rough In - Water Feature - Water Play Equipment	2	07-Apr-25	09-Apr-25
WE1090	Acid Equipment - Water Play Equipment	3	07-Apr-25	10-Apr-25
WE1100	Chlorine Equipment - Water Play Equipment	3	07-Apr-25	10-Apr-25
WE1180	Form/Pour Pit Slab	5	09-Apr-25	16-Apr-25
WE1110	Overhead Plumbing Rough In Piping to FX Pumps - Water Play Equipment	5	29-May-25	05-Jun-25
WE1120	Overhead Plumbing Rough In Piping to Filter Pumps - Water Play Equipmen	5	29-May-25	05-Jun-25
WE1130	FX Pumps - Water Play Equipment	2	05-Jun-25	09-Jun-25
WE1140	Filter Pumps - Water Play Equipment	2	05-Jun-25	09-Jun-25
WE1150	Pipe Connections to Pump Manifold at Cafe - Water Play Equipment	5	09-Jun-25	16-Jun-25
WE1160	Install Chemical Ventilation - Water Play Equipment	2	24-Jun-25	26-Jun-25
WE1170	Punchlist - Clean - Water Play Equipment	5	26-Jun-25	03-Jul-25
Mechanical Room - Air Side		**209**	**18-Sep-24**	**15-Jul-25**
MR1000	Geothermal Wells - Mechanical Room	10	18-Sep-24	02-Oct-24
MR1010	Electrical Rough In - Mechanical Room	5	29-May-25	05-Jun-25
MR1020	Fire Alarm Rough In - Mechanical Room	2	29-May-25	02-Jun-25
MR1040	Fire Alarm Trim Out - Mechanical Room	2	02-Jun-25	04-Jun-25
MR1030	Electrical Lighting - Mechanical Room	2	05-Jun-25	09-Jun-25
MR1050	Electrical Trim out - Mechanical Room	2	05-Jun-25	09-Jun-25
MR1060	Overhead Hydronic Piping Rough In - Mechanical Room	5	17-Jun-25	24-Jun-25
MR1070	Housekeeping Pads - Mechanical Room	5	17-Jun-25	24-Jun-25
MR1080	GHPs Install - Mechanical Room	1	24-Jun-25	25-Jun-25

Start Date 27-Oct-22
Finish Date 20-Nov-25
Data Date 31-Mar-24
Print Date 22-Apr-24 - 11:40

Actual Work
Remaining Work
Critical Remaining Work
Milestone

COJNRP-8

City of Jacksonville - Northbank Riverfront Plaza
Project Schedule Layout by WBS, ES
Upland Park GMP Baseline Schedule

HASKELL

HASKEL Project # 440065 1

Date	Revision	Checked	Approved

EXHIBIT E

DocuSign Envelope ID: DB17A176-C8B1-4B95-8630-10A5A54C580E

Activity ID	Activity Name	Orig Dur	Start	Finish
MR1090	Expansion Tank - Mechanical Room	1	24-Jun-25	25-Jun-25
MR1100	Air Separator - Mechanical Room	1	24-Jun-25	25-Jun-25
MR1110	Epoxy Floor Coating - Mechanical Room	5	24-Jun-25	01-Jul-25
MR1120	GHP Hydronic Piping Trim Out - Mechanical Room	3	25-Jun-25	30-Jun-25
MR1130	GHP Ductwork Trim Out - Mechanical Room	2	25-Jun-25	27-Jun-25
MR1140	EFs & Louvers - Mechanical Room	2	25-Jun-25	27-Jun-25
MR1170	Insulate Ductwork - Mechanical Room	2	27-Jun-25	01-Jul-25
MR1150	Condensation Line - Mechanical Room	5	27-Jun-25	04-Jul-25
MR1160	Insulate Hydronic Piping - Mechanical Room	2	04-Jul-25	08-Jul-25
MR1180	Punchlist - Clean - Mechanical Room	5	08-Jul-25	15-Jul-25
Electrical & Comm Room		45	02-Jun-25	04-Aug-25
ER1000	Fire Alarm Annunciating Panel - Electrical & Comm Room	1	02-Jun-25	03-Jun-25
ER1010	Fire Alarm Control Panel - Electrical & Comm Room	2	03-Jun-25	05-Jun-25
ER1060	Fire Alarm Trim Out - Electrical & Comm Room	2	17-Jun-25	19-Jun-25
ER1020	Switchgear - Electrical & Comm Room	5	30-Jun-25	07-Jul-25
ER1030	Panelboards - Electrical & Comm Room	5	30-Jun-25	07-Jul-25
ER1040	IT Rack - Electrical & Comm Room	5	30-Jun-25	07-Jul-25
ER1050	Electrical Lighting - Electrical & Comm Room	2	30-Jun-25	02-Jul-25
ER1080	Electrical Trim out - Electrical & Comm Room	3	02-Jul-25	07-Jul-25
ER1070	Conduit Rough In to Panels - Electrical & Comm Room	5	07-Jul-25	14-Jul-25
ER1090	Pull & Terminate Wire - Electrical & Comm Room	10	14-Jul-25	28-Jul-25
ER1100	Punchlist - Clean - Electrical & Comm Room	5	28-Jul-25	04-Aug-25
Start-Up & Commissioning		10	12-Jun-25	26-Jun-25
A1310	Start Up, Testing and Commissioning - Phase 1B	10	12-Jun-25	26-Jun-25
Closeout		220	17-Jan-25	20-Nov-25
CL1000	Punchlist - Phase 1A	20	17-Jan-25	13-Feb-25
CL1030	Final Fire Safety Inspection - Phase 1B	5	12-Aug-25	19-Aug-25
CL1040	Final Building Inspection - Phase 1B	5	19-Aug-25	26-Aug-25
CL1010	Punchlist - Phase 1B	10	09-Sep-25	23-Sep-25
CL1020	Administrative Closeout	20	23-Oct-25	20-Nov-25



Start Date 27-Oct-22
Finish Date 20-Nov-25
Data Date 31-Mar-24
Print Date 22-Apr-24 - 11:40

Actual Work
Remaining Work
Critical Remaining Work
Milestone

COJNRP-8

City of Jacksonville - Northbank Riverfront Plaza
Project Schedule Layout by WBS, ES
Upland Park GMP Baseline Schedule

HASKELL

HASKEL Project # 4400661

Date	Revision	Checked	Approved

EXHIBIT E

DocuSign Envelope ID: DB17A176-C8B1-4B95-8630-10A5A54C580E

DocuSign Envelope ID: DB17A176-C8B1-4B95-8630-10A5A54C580E

EXHIBIT E

Exhibit D.1

NOAA Weather Analysis for Any Given Location

Zip Code of Project	32212
Closest City/Town	Jacksonville, FL
NOAA Weather Station #	USW00093837
Station Name:	JACKSONVILLE NAS, FL US

NOAA DATA

Month	Month Name	Mean (Snow + Rain)	Mean (rounded) (Snow and Rain)	Month	Year 1 involved?	Days in Month	Month	Year 2 involved?	Days in Month	Month	Year 3 involved?	Days in Month
1	January	3.14	3.00	Jan	2021	31	Jan	2022	31	Jan	2023	31
2	February	2.92	3.00	Feb	2021	28	Feb	2022	28	Feb	2023	28
3	March	3.93	4.00	Mar	2021	31	Mar	2022	31	Mar	2023	31
4	April	2.58	3.00	Apr	2021	30	Apr	2022	30	Apr	2023	30
5	May	2.69	3.00	May	2021	31	May	2022	31	May	2023	31
6	June	5.96	6.00	Jun	2021	30	Jun	2022	30	Jun	2023	30
7	July	6.25	6.00	Jul	2021	31	Jul	2022	31	Jul	2023	31
8	August	6.63	7.00	Aug	2021	31	Aug	2022	31	Aug	2023	31
9	September	7.29	7.00	Sep	2021	30	Sep	2022	30	Sep	2023	30
10	October	3.89	4.00	Oct	2021	31	Oct	2022	31	Oct	2023	31
11	November	2.44	2.00	Nov	2021	30	Nov	2022	30	Nov	2023	30
12	December	2.73	3.00	Dec	2021	31	Dec	2022	31	Dec	2023	31
Summary Weather Days/Year		50.45	51.00									

Year 1 2021				
Weekends Year 1 (inc. holidays)	Weekend % of Month	Workdays Year 1	Workday % of Month	Adverse Weather Days
11	35.48%	20	64.52%	2
8	28.57%	20	71.43%	2
8	25.81%	23	74.19%	3
8	26.67%	22	73.33%	2
11	35.48%	20	64.52%	2
8	26.67%	22	73.33%	4
9	29.03%	22	70.97%	4
9	29.03%	22	70.97%	5
9	30.00%	21	70.00%	5
10	32.26%	21	67.74%	3
10	33.33%	20	66.67%	1
9	29.03%	22	70.97%	2
Summary Weather Working Days for Year				35

Year 2 2022				
Weekends Year 2 (inc. holidays)	Weekend % of Month	Workdays Year 2	Workday % of Month	Adverse Weather Days
10	32.26%	21	67.74%	2
8	28.57%	20	71.43%	2
8	25.81%	23	74.19%	3
9	30.00%	21	70.00%	2
10	32.26%	21	67.74%	2
8	26.67%	22	73.33%	4
11	35.48%	20	64.52%	4
8	25.81%	23	74.19%	5
9	30.00%	21	70.00%	5
10	32.26%	21	67.74%	3
10	33.33%	20	66.67%	1
9	29.03%	22	70.97%	2
Summary Weather Working Days for Year				35

Year 3 2023				
Weekends Year 3 (inc. holidays)	Weekend % of Month	Workdays Year 3	Workday % of Month	Adverse Weather Days
9	29.03%	22	70.97%	2
8	28.57%	20	71.43%	2
8	25.81%	23	74.19%	3
10	33.33%	20	66.67%	2
9	29.03%	22	70.97%	2
8	26.67%	22	73.33%	4
11	35.48%	20	64.52%	4
8	25.81%	23	74.19%	5
10	33.33%	20	66.67%	5
9	29.03%	22	70.97%	3
10	33.33%	20	66.67%	1
11	35.48%	20	64.52%	2
Summary Weather Working Days for Year				35

DocuSign Envelope ID: DB17A176-C8B1-4B95-8630-10A5A54C580E

Exhibit E

HASKELL

COJ Riverfront Park Upland Work RFI Log
3/7/2024

					Tracking Dates			
Item #	Status	Individual	Discipline	Issue	Date Submitted	Response Date	Responder	Response
1	Closed	Haskell	Fire Protection	Sheet FP1.2 shows the Fire Riser service entrance in Storage Room. Due to the construction of the building, we do not have a conditioned soffit to run a feeder pipe to the bathrooms. Can you confirm if the bathrooms need to be sprinkled, and if so, should this be a stand pipe system or do you have a proposed routing that would protect the feeder from the elements. In your response, could your team better define the expectation on any seismic bracing that may be required for this scope?	1/17/24	1/31/24	Micah Lipscomb, Perkins+Will	The bathrooms on the south side of the café building do not need to be sprinkled. Seismic bracing is not required for the fire protection scope per Thomas's recommendations below.
2	Closed	Brighview	Landscape	We cannot find any information on the plans or in the specifications for the Playground Equipment structures (sheet L01-02 Key Tags PE-1 through PE-6). Please provide Manufacturer / Supplier information – Company name and contact information.	2/9/24	2/15/24	Paloma Prieto, GAI	Play equipment manufacturer and contact updated in Addendum #1.
3	Closed	Haskell	Landscape	PLAN SCALE for landscape plans. Please verify scale are correct, seem it is off by at least 0.5"-1"?	2/9/24	2/15/24	Ivan Maranan, GAI	Landscape plan sheets for both trees and shrubs are to the scale indicated on the sheets.
4	Closed	Haskell	Landscape	Sheet L02-11 Detail 2 calls for structural soil and sand, sheet C-502 EnkaTech details calls for 6" min. drainage stone base, please confirm which detail to follow for the High use open play area.	2/9/24	2/15/24	Ivan Maranan, GAI	Detail is located on sheet L02-10 is correct. Civil shall revise detail on sheet C-502 to match in Addendum #1.
5	Closed	Haskell	Landscape	Sheet L04-22 and L04-30 shows Central Lawn/High Use Play Area as sod, however in civil and sheet L02-11, it is calling out as high use artificial turf. Please confirm which is correct.	2/9/24	2/9/24	Micah Lipscomb, Perkins+Will	The large lawn in the center of the park is sod.
6	Closed	Haskell	Landscape	Sheet L01-14 calls out PE-5 Embankment Slides, should read PE-6	2/9/24	2/15/24	Paloma Prieto, GAI	Callout is revised in Addendum #1
7	Closed	Haskell	Landscape	Sheet L01-16 calls out PE-3A Pyramid Tower, should read PE-3C.	2/9/24	2/15/24	Paloma Prieto, GAI	Callout is revised in Addendum #1
8	Closed	Haskell	Landscape	Sheet L01-52, Plan View 3 - Trash Receptacle Pad, calls out Detail-4 referencing back on Sheet L01-56, This should read L01-52.	2/9/24	2/15/24	Ivan Maranan, GAI	Trash receptacle pad detail is located on sheet L01-38. The reference for surface mount has been revised to reference detail 3/L01-38.
9	Closed	Haskell	Electrical	Sheet E00-02 & ES01-02 shows light pole P6-16 as a (2) light pole, Sheet ES01-02 identifies this light as a Type P1 pole, this is a single light pole. Please clarify the light on Sheet ES01-02 (P6-16) is a two (2) light Type P2 light pole with GFCI receptacle.	2/9/24	2/16/24	Brian Rivera Ohmega Group	On updated Phase 1 plans. Pole in question has been relabeled to P2-3. It is intended that P2-3 be a single pole with 2 different head types as indicated on E00-02. Plans will be updated to provide clarity in addendum #1.
10	Closed	Haskell	Electrical	Sheet E00-02, Lighting Fixture Schedule, light fixtures Type P2A & P2B (P5-6 & P5-3) under Miscellaneous Accessories calls out GFCI Weatherproof Lockable Enclosure Receptacles, Sheet ES01-01 Electrical Site Plan does not include power circuit for these receptacles. Please clarify that light fixtures P2A & P2B do or do not include GFCI receptacles.	2/9/24	2/15/24	Brian Rivera Ohmega Group	Fixture P2A and P2B do not require GFCI receptacles. Fixture schedule will be revised in addendum #1.
11	Closed	Haskell	Plumbing	Missing Specifications for the Plumbing Sump Pump Discharge Pipe and Fittings	2/9/24	2/15/24	Thomas Fugard	Provide PVC piping and fittings.
12	Closed	Haskell	Mechanical	Missing Specifications for the HVAC Controls.	2/9/24	2/15/24	Thomas Fugard	Controls shall be manufacturer controls. See specification 238146.

EXHIBIT E

Item #	Status	Individual	Discipline	Issue	Date Submitted	Response Date	Responder	Response
13	Closed	Haskell	Mechanical	Missing Louver Schedule on Mechanical Drawings for Louvers Tagged L-C1, L-C2, and L-C3 on M1.3	2/9/24	2/16/24	Thomas Fugard	**LOUVER SCHEDULE** DESIGNATION: L-C1 / L-C2 / L-C3 FUNCTION: OA INTAKE / EXHAUST / OA INTAKE DESIGN CFM: 450 / 200 (TBD) / 700 (TBD) DIMENSIONS W x H (in.): 18X18 / 18X14 / 24X20 MAX PRESSURE DROP (in. wg.): 0.061 / 0.037 / 0.047 VELOCITY (ft/min): 616 / 471 / 528 BP/WP (in/in): 1250 / 1250 / 1250 MINIMUM FREE AREA (sq. ft.): 0.90 / 0.5 / 1.3 ACCESSORIES: 1-3 / 1-4 / 1-4 MANUFACTURER: GREENHECK / GREENHECK / GREENHECK MODEL NO.: EVH-601D / EVH-601D / EVH-601D NOTES: BLADES ARE TO BE DRAINABLE. LOUVER TESTED IN ACCORDANCE WITH AMCA ACCESSORIES: 1. FACTORY PRIME AND PAINT FINISH TO BE SELECTED BY OWNER/ARCHITECT. 2. ALUMINUM BIRD SCREEN 3. PROVIDE GRAVITY BACKDRAFT DAMPER. 4. FINAL OA CFM TO BE DETERMINED BY TENANT UPFIT DESIGN
14	Closed	Haskell	Mechanical	Missing Condensate Pipe Routing for Geothermal Heat Pumps. Does Condensate Piping go to Floor Drains or Drywells?	2/9/24	2/16/24	Thomas Fugard,IMEG	Condensate to be routed to floor drains. Floor drain to be added to Mechanical closet for Park Office B102 in future Revision.
15	Closed	Precision Walls	Fire Protection	Can we get the specs for the fire extinguisher cabinets? It does specify fire extinguishers and brackets, but shows FEC'S on the life safety plan as they might belong in a cabinet. We need to know the finish and door style for FECs.	2/9/24	2/16/24	Damian Ponton, P&W	We don't need a cabinet since this is a core and shell project.
16	Closed	Haskell	Electrical	Dwg E01-05 includes S5. Dwg. E00-02 does not include S5 on the light fixture schedule.	2/12/24	2/16/24	Brian Rivera	In Addendum #1, fixture Schedule on plans will be updated with S5 fixture.
17	Closed	Haskell	Landscape	Dwg. L01-01 shows SF-5 as Outdoor Shower, Dwg L01-11 shows Bike Racks as SF-5.	2/12/24	2/16/24	Ivan Maranan, GAI	In Addendum #1, the referenced sheets will have revised Tags for the bike rack and Outdoor shower. SF-3 is the bike racks and is called out on sheet L01-13. SF-5 is the shower and is called out on sheet L01-17.
18	Closed	Haskell	Landscape	Dwg. L01-01 shows Outdoor Shower as SF-5, Dwg L01-17 shows Outdoor Shower as SF-7.	2/12/24	2/16/24	Ivan Maranan, GAI	In Addendum #1, these references will be revised.
19	Closed	Haskell	Landscape	Dwg. L01-15 shows Wood Benches as Sf-10 & SF-8, L01-01 Schedule and Dwg L01-15 do not align.	2/12/24	2/16/24	Paloma Prieto, GAI	In Addendum #1, these references will be revised.
20	Closed	Precision Walls	Specialties	Spec section 102113.14-3. Reference paragraph 2.3.H.1 and 2. Architect specifies stainless-steel stirrup brackets and stainless-steel continuous brackets for toilet partition panels and pilasters. What's the intent for wall brackets for panels and pilasters?	2/12/24	2/13/24	Damian Ponton, P&W	Bradley (listed in spec as one of the approved manufacturers) Partitions Floor Mounted, Overhead Braced cutsheet shows wall brackets for attaching panel to wall. See attached "Bradley_Partitions_StainlessSteel_OverheadBraced.pdf"
21	Closed	Precision Walls	Specialties	Spec section 102800-3 reference paragraph 2.2.I. 1 and 2. The architect calls out a frameless stainless-steel mirror part number model 748. He describes a channel frame mirror. I've attached cut sheets for both mirrors. Can you confirm the intent for mirrors. If channel frame please confirm glazing finish for mirror.	2/12/24	2/13/24	Damian Ponton, P&W	The intent is Bradley model 748, stainless steel mirror. No channel frame.
22	Closed	Precision Walls	Specialties	Toilet Partition spec section tells us materials are to be floor mounted overhead braced. The bath accessory legend is attached and tells us toilet partitions are to be ceiling hung. The elevations show toilet partitions as floor mounted. Which is it?	2/12/24	2/13/24	Damian Ponton, P&W	The intent is floor mounted.
23	Closed	Haskell	Civil	See Existing Conditions 19119-3 and C-100. Current conditions of the areas in the Northwest corner of the Cafe Area are not reflective on 19119-3 due to the ongoing road realignment work. Please provide the assumed existing elevation in the area currently under construction in the Road Realignment Project.	2/12/24	2/16/24	Jay Campbell, GAI	Assumed existing elevations were provided on Sheet C-201 previously. In Addendum #1 this sheet will be reissued with added notes, callouts and a boxed area to clarify the information in the area. Spot elevations are taken from planset and are not hard topo shots taken from as-builts as the project is not finished yet.
24	Closed	Haskell	Plumbing/ Structural	Please provide the slope of the sanitary piping and the invert elevation of the sleeves where they pass through a grade beam and/or retaining wall.	2/12/24	2/13/24	Thomas Fugard,IMEG	The minimum invert elevation of the sanitary pipe at keyed note 5 on sheet P1.2 is -2.56' (FFE=0'0"). The pipe slopes within the building at 1/8" per foot. The pipe can be deeper if required.
25	Closed	Haskell	Electrical/ Demo	Please identify the location and quantities of existing site lighting onsite to be removed. If any of the lighting is to be salvaged, please indicate the owner of these lights and quantities to be set aside.	2/12/24	2/16/24	Brian Rivera, Ohmega	A demo plan will be issued as part of Addendum #1 to address this.

DocuSign Envelope ID: DB17A176-C8B1-4B95-8630-10A5A54C580E

EXHIBIT E

Item #	Status	Individual	Discipline	Issue	Date Submitted	Response Date	Responder	Response
26	Closed	Haskell	Structural	Sheets S12-03 note references the pedestal detail for the sunshade structure on S42-00 detail 4. This issue doesn't contain a Sheet S42-00. Please provide this detail.	2/15/24	2/20/24	Colin G. Doyle, TYLin Silman Structural Solutions	Detail in question was moved to Sheet S42-02 during repackaging. Refer to detail 3/S42-02 for sunshade structure pedestal detail. Note on S12-03 has been revised to coordinate with the new location of the section in the drawings in the Addendum #1 set.
27	Closed	Haskell	Structural	S42-01 Details 5 and 6 show reinforcing connecting the planter wall connected to the roof slab with hook dowels. Is there any additional reinforcing needed at areas where the scuppers run through this wall? Also, the architectural details do not address how the water barrier continues under this planter wall detail. Does the roofing turn up on the planter wall to termination bar? Is there any additional flashing need at the scuppers? Also, what happens to insulation at this intersection.	2/15/24	2/20/24	Colin G. Doyle, TYLin Silman Structural Solutions. Damian Ponton, Perkins&Will	Confirmed. Planter walls above the cafe roof are supported on the roof structure not independent shallow foundations. Haskell to confirm RFI is to confirm approach of attaching planter walls to cafe building roof and not support on independent foundation. Additional reinforcing at scuppers in planter walls at roof is provided in "Typical Cafe Planter Wall Elevation" on S50-04. Perkins&Will response: Yes, the roofing turns up on the planter to termination bar. We don't have a detail on additional flashing requirements. We would need time to consult with the manufacturer so we would not be able to include for Addendum 1. The insulation continues at this intersection because the insulation provides the sloping that is required to direct the water through the scupper.
28	Closed	IRG	Signage	Signs on pages 33 and 34 call out stainless steel letters. Are painted aluminum letters acceptable? If not, what is the finish of the stainless steel?	2/15/24	2/16/24	Micah Lipscomb, P&W	Painted Aluminum is not acceptable. SS letters should be Type 316 SS with a #4 nondirectional finish.
29	Closed	Haskell	Architectual	The architectural and structural drawings both indicated that the entire interior slab-on-grade shall be polished concrete. Please provide specifications for polished concrete.	2/15/24	2/22/24	Damian Ponton, Perkins&Will	Spec to be provided in Addendum 1.
30	Closed	Haskell	Doors	Page A62-01 shows an empty cloud at the top left hand side of the page. There are several notes in the door schedule below that reverence this empty cloud in the remarks column. Please advise.	2/15/24	2/22/24	Damian Ponton, Perkins&Will	These plans are under review by the building departement.These clouds are in response to their comments. The empty cloud is in reference to a door schedule previously shown for a structure no longer in scope. The plan review called for its removal. The additional clouds are in response to a plan review comment where tactile exit signs are required at egress exit doors.
31	Closed	Haskell	Signage	Can we get signage specifications? Including any ADA signage information.	2/15/24	2/28/24	Damian Ponton, Perkins&Will	Refer to Addendum #2 Sheet A62-01 Door and Signange Schedule and Spec Section 10 14 23 - Panel Signage
32	Closed	Haskell	Doors	Door B-114A (HVAC) is missing from the door schedule. Please provide schedule information (type, size, hardware, etc)	2/15/24	2/22/24	Damian Ponton, Perkins&Will	Door B-114A hardware set is Set 3.0. Refer to page 17 Spec Section 08 71 00. It will be updated on the door schedule Sheet A62-01 in Addendum 01.
33	Closed	Brightview	Playground Equipment	What are the Critical Fall Height Requirements at the Play Areas?	2/15/24	2/16/24	Paloma Prieto, GAI	See pdf from ape studio that shows Summary of Manufacturer Recommended User Age Groups and Specified Fall Heights
34	Closed	Brightview	Landscape	The Finish Schedules L01-01 and L01-02 list detail pages that are missing from the Plan Set. Please provide the following pages: L01-36 thru L01-40 & L01-43	2/15/24	2/16/24	Ivan Maranan, GAI	See sheets added in Addendum #1 sheet
35	Closed	Brightview	Landscape	Sheet L01-15 calls out W-3 Planter Wall in several locations. W-3 is not listed on the Finish Schedule L01-02. Please provide description and details.	2/15/24	2/20/24	Colin G. Doyle, TYLin Silman Structural Solutions. Paloma Prieto, GAI	Planter wall details for the planter W-3 walls are provided in Section 1/S42-03 as referenced in Note 6 on S12-03. GAI response: Finishes for walls per section 03 33 00.
36	Closed	Brightview	Landscape	L0-15 notes "Transition" points for W-3 with cut detail 2/L01-36. Please provide.	2/15/24	2/16/24	Ivan Maranan, GAI	See sheets added in Addendum #1
37	Closed	Brightview	Landscape	Please provide a Structural Detail for the "Footing" at the Stone Scramble noted in 4/L01-22.	2/15/24	2/28/24	Ivan Maranan, GAI	Refer to Detail 4/L01-22 in Addendum #2
38	Closed	Brightview	Landscape	L01-14 calls out SF-1 Benches all around perimeter locations around the Artificial Turf at the Playground with no paving pattern or callout as to what the paving surface is to be at these locations. Please clarify.	2/15/24	2/16/24	Paloma Prieto, GAI	Benches around perimeter of artificial turf are on concrete pads. Hatch and labels on the plan to be updated. See detail 1/L01-38
39	Closed	Brightview	Landscape	L01-14 & L01-15 calls out SF-9 Terraced Bench with cut detail 5/L01-37 at the lower-right side of the page. L01-20 shows a cut detail 3/L01-23 which notes a Stacked Stone Step Structure with another detail reference to 9/L01-37 at the same location. Please clarify.	2/15/24	2/16/24	Ivan Maranan, GAI	Detail 5/L01-37 Section indicates the design intent of the terraced seating. The L01-20's series was developed to clarify the rockwork formations throughout the site. Sheet L01-20 section cut depicts detail 3/L01-23 transition of the rockwork to the bench. the refence detail 9/L01-37 is to indicate the design intent of the bench. The label "Stacked Stone Step Structure" will be updated to "Terraced Seating"
40	Closed	Brightview	Landscape	Sheet S01-10 notes the location shown as Stacked Stone Steps per L01-20 & 3/L01-23 as Pre-Engineered Wood Clad Amphitheater Seating. Please clarify which is intended and provide details. Note that this is also the same location that calls out SF-9 on sheet L01-14.	2/15/24	2/16/24	Ivan Maranan, GAI	This seating area is to be a custom terraced bench as show on L01-14 and noted as SF-9 on the finish schedule sheet L01-01. See detail 5 and 9 on Sheet L01-37
41	Closed	Brightview	Landscape	Sheet L01-14 at Stair Locations 3 & 4 show walls that are unidentified. S01-10 and S10-01 note RW1 Site Retaining Walls at these locations and refer to the Architectural dwgs. We could not find any information for these walls on the Architectural plans. Please clarify.	2/15/24	2/22/24	Paloma Prieto, GAI	The walls in question are the cheek walls for the stairs. Sheets S01-10 and S10-01 specify the elevations of these footings and the retaining wall schedule specifies the reinforcement for these walls. Refer to detail 1/L01-33 for the heights of these cheek walls. Concrete finish for all exposed surfaces shall be shall be smooth rubbed concrete.
42	Closed	FL Green Keepers	Landscape	On L01-13 a bollard is tagged "SF-6." I am pretty sure they are supposed to be bollards and not a wood bench, but wanted to confirm which type of bollard (i.e., SF-4a or SF-4b)?	2/15/24	2/16/24	Paloma Prieto, GAI	SF-4a, Label updated in revised sheet.
43	Closed	FL Green Keepers	Landscape	Also, on L01-12 there is a bollard labeled right on the match line - is there just one, or multiple?	2/15/24	2/16/24	Paloma Prieto, GAI	Label removed from area in revised sheet. No bollard under match line.
44	Closed	FL Green Keepers	Landscape	On sheet L01-14, I am having trouble finding detail 5/L01-37 for the terraced bench. Please advise.	2/15/24	2/16/24	Paloma Prieto, GAI	Sheets re-inserted into updated set.

EXHIBIT E

DocuSign Envelope ID: DB17A176-C8B1-4B95-8630-10A5A54C580E

Item #	Status	Individual	Discipline	Issue	Date Submitted	Response Date	Responder	Response
45	Closed	FL Green Keepers	Landscape	I am unable to locate plan pages L01-36 through L01-41. Could you please clarify where I can find these pages as they have important details for site furnishings.	2/15/24	2/16/24	Paloma Prieto, GAI	Sheets re-inserted into updated set.
46	Closed	Haskell	Landscape	On Sheet L01-13 bike racks are shown graphically at the northern project limits. An identification tag is missing identifying bike racks as SF-3, please clarify if bike racks are to be included at this location.	2/15/24	2/16/24	Paloma Prieto, GAI	Label has been added in revised sheet.
47	Closed	Haskell	Landscape	Bike Racks - Sheet L01-01 shows as SF-3, sheet L01-11 shows as SF-5, please clarify	2/15/24	2/16/24	Paloma Prieto, GAI	Bike racks are SF-3. Label on sheet L0-11 updated in revised sheet.
48	Closed	Haskell	Landscape	Outdoor Shower - Sheet L01-01 shows as SF-5, sheet L01-17 show shower as SF-7, please clarify	2/15/24	2/16/24	Paloma Prieto, GAI	Shower is SF-5. Label on L01-17 updated in revised sheet.
49	Closed	Alpha Insulation & Waterproofing	Architectural	Specification calls out XPS Plazamate (2.7 B.1.a.b.c.) and Styrofoam Brand Ribbed Roofmate XPS (2.7 C. 1.a.b.c.). What PSI should these insulations be (40, 60, 100) and where is each to be utilized? In addition the specification calls out a UV blanket/Protection Mat 2.8 Insulation Accessories, all the insulation is to be covered, is this item needed?	2/15/24	2/22/24	Damian Ponton, Perkins&Will	Two different types of insulation are being called for here. We will keep the Plazamate XPS Foam Insulation and remove the Roofmate XPS Foam Insulation. PSI is 60 psi. Unless the manufacturer specifies otherwise, the protection mat is not required. What's critical is the drainage board below and above the XPS Foam Insulation.
50	Closed	Alpha Insulation & Waterproofing	Architectural	Please identify and notate the exact extent/locations and type of sealer looking to be applied for exposed architectural concrete both interior and exterior as well as vertical and horizontal needs. Does this need to be all on exposed surfaces, rooms, building elements, etc.?	2/15/24	2/22/24	Damian Ponton, Perkins&Will	Type of sealer is LOXON Concrete & Masonry Primer.Sealer. Manufacturer's cutsheet attached. See updated section 03 33 00 Architectural Concrete, Addendum 1. Sealer at all locations identified in the floor plans, reflected ceiling plans, building and wall sections, and details as architectural concrete, including concrete that is exposed to view. This includes all interior and exterior spaces, vertical and horizontal surfaces, building and site walls.
51	Closed	Alpha Insulation & Waterproofing	Architectural	The specifications call for pre-applied waterproofing. The build appears to be more suited for Preapplied Understab Waterproofing with a Post-Applied Sheet Waterproofing application for the vertical walls. Please clarify what should be Pre-Applied Membrane, and where and what should be Post-Applied Membrane. If there are 2-sided form walls there generally will not be a Pre-Applied Membrane at said locations.	2/15/24	2/22/24	Zachary Nord, Socotec	For the pre-applied vs. post-applied, this is generally determined by GC as part of their means and methods for construction of the slabs/walls. The below slab will be a pre-applied assembly, but the walls could be either pre or post applied depending on how they are forming.
52	Closed	Alpha Insulation & Waterproofing	Architectural	For the Preapplied sheet membrane waterproofing, there is mention for tieback details. Are there going to be tiebacks, what is the count and location along with intended detail? Tie backs and soil nailers are typically utilized in setting up a tagging wall for Preapplied applications, this project looks to be in need of 2 sided form walls with a post applied product and therefore would indicate no tieback/soil nailer details.	2/15/24	2/22/24	Zachary Nord, Socotec	This should be determined by the GC as a means and methods for construction.
53	Closed	Alpha Insulation & Waterproofing	Architectural	The mockup appears to be a standalone mockup, which will obviously more costly. Please advise if the mockup to be priced as standalone, or will the mockup be part of the building and left in place as part of the build? If it is standalone, please clarify what scopes are to be applied to the mockup.	2/15/24	2/22/24	Damian Ponton, Perkins&Will	This is a standalone mockup, not part of the building and it will not be left in place. This mock-up is for the quality assurance of the architectural concrete and forming of complex double curvature concrete. It is also for the quality assurance, review, and approval of the specified curtain wall glass assembly and decorative brick veneer.
54	Closed	Haskell	Architectural	Controls joints are to be every 20' and construction joints every 80'. Since the concrete will be smooth finish, exposed, these joints will be visible. If there are desired locations of these joints, please provide these locations on the drawings.	2/15/24	2/22/24	Damian Ponton, Perkins&Will	Horizontal and vertical control and concrete joints are to be aligned with curtain wall mullion grid that is below and adjacent to the architectural concrete wall.
55	Closed	Haskell	Electrical	Sheet E00-02 Lighting Schedule is missing details for fixture S5	2/19/24	2/22/24	Brian Rivera, Ohmega	As noted in the response to RFI#16- In Addendum #1, the fixture Schedule on plans is updated with S5 fixture details.
56	Closed	Haskell	Electrical	Site electrical drawings indicate conduit and wiring for DMX lighting controls. Is the DMX lighting controller originate in the Cafe? Where will DMX controller be located? If required under this project please provide detail of the control system components, ie make, model, design details of preferred system.	2/19/24	2/22/24	Brian Rivera, Ohmega	See detail on sheet E04-02 for all DMX information. The final intent of design is to have control of lights performed from Time Union center via Fiber Optic cables into Café into DMX module in Rack. A separate DMX controller to be installed adjacent to I.T. Cabinet in Cafe
57	Closed	Haskell	Landscape	Missing site furnishing details #6 thru 9 located on Sht. L01-50 & L01-52 issued in earlier set of landscape drawings.	2/19/24	2/22/24	Paloma Prieto, GAI	Sheets added in Addendum #1.
58	Closed	Haskell	Landscape	Sheets L01-36 through L01-41 are missing from latest landscape drawing submittal, please provide these missing sheets	2/19/24	2/22/24	Paloma Prieto, GAI	Sheets added in Addendum #1.
59	Closed	FL Green Keepers	Landscape	LiveRoof rep also asking if we need WindDisc on this project? (they cited wind uplift concerns).	2/19/24	2/22/24	Paloma Prieto, GAI	Yes, WindDisc added to specs. Refer to 07 72 73 2.4 B.
60	Closed	FL Green Keepers	Landscape	Are scales accurate for details L01-24?	2/19/24	2/22/24	Paloma Prieto, GAI	L01-24 scales on details 3&4 have been adjusted in Addendum #1.
61	Closed	FL Green Keepers	Landscape	Are there specs available for the LiveRoof (continuous and tray)? Including plant species desired?	2/19/24	2/22/24	Paloma Prieto, GAI	Plant mix shall be: 25% Accent plants (TBD) 15% Beach Sunflower 30% Perennial Peanut 30% Sunshine Mimosa

DocuSign Envelope ID: DB17A176-C8B1-4B95-8630-10A5A54C580E

EXHIBIT E

Item #	Status	Individual	Discipline	Issue	Date Submitted	Response Date	Responder	Response
62	Closed	FL Green Keepers	Landscape	Are there specs for boulder sizes?	2/19/24	2/22/24	Paloma Prieto, GAI	80% large stepped/plated boulders (boulders greater than 3'x3') 20% medium stepped/plated boulders (boulders greater than 2'x3')
63	Closed	Sun State	Landscape	Need more detail on the Hydrotech Gard-net system going on the "roof". How is it to be installed and applied for use with the Live Roof, considering it is only under a portion of the Live Roof area?	2/19/24	2/22/24	Paloma Prieto, GAI	Install per manufacturer details and specifications. Provide Landscape Architect and structural engineer with submittal for review and approval.
64	Closed	Sun State	Landscape	Need bench drawings/details with dimensions for custom design by manufacturer. (SF-6 – SF-10)	2/19/24	2/22/24	Paloma Prieto, GAI	See sheet L01-37 added to Addendum #1.
65	Closed	Sun State	Landscape	SF-10 is called out on the drawings as a bench, but the hardscape schedule does not include it. Please provide proper information including drawings/details with dimensions, especially if this is custom design as well.	2/19/24	2/22/24	Paloma Prieto, GAI	SF-10 label was incorrect. Label updated.
66	Closed	Sun State	Landscape	Need trash receptacle and bike rack detail. (May be included in missing pages).	2/19/24	2/22/24	Paloma Prieto, GAI	See sheet L01-38 added to Addendum #1.
67	Closed	Sun State	Landscape	Please provide details for mounting requirements/expectations for all site furnishing (trash, benches, bike racks, etc.). Do they need their own concrete pad to be poured, separate from the sidewalks/existing concrete?	2/19/24	2/22/24	Paloma Prieto, GAI	See sheet L01-38 added to Addendum #1.
68	Closed	Sun State	Landscape	Need detail pages for the F-2, F-4, F-5 railing items. (May be included in missing pages).	2/19/24	2/22/24	Paloma Prieto, GAI	See sheet L01-35 added to Addendum #1.
69	Closed	Sun State	Landscape	Some railing looked like it would be curved or on an incline. Please provide details and spec requirements for "custom" railing areas. May need a detailed "3D" drawings to provide to the manufacturer showing the expectations of the railing for the curvature and inclines of the walkways.	2/19/24	2/22/24	Paloma Prieto, GAI	Please refer to sheets L01-30, and A21-16 for 3D views of the railings. The landscape 3D model is not modeled to the detail as what is represented in the construction documents. Please refer to the curved geometries in the materials plan and the grading plan to evaluate the elevation change.
70	Closed	Sun State	Landscape	Will there be any WindDisc on this project? We usually see it spec'd on projects in Florida due to wind uplift concerns.	2/19/24	2/22/24	Paloma Prieto, GAI	WindDisc added to spec section 07 72 73.
71	Closed	Sun State	Landscape	Please identify the plants desired in the 8" modules.	2/19/24	2/22/24	Paloma Prieto, GAI	Plant mix shall be: 25% Accent Plants (TBD) 15% Beach Sunflower 30% Perennial Peanut 30% Sunshine Mimosa
72	Closed	Haskell	Civil	Cover Sheet C-000 index suggest there is Sheet C-105 Concrete Pile Demo. Please provide.	2/23/24	2/28/24	James Campbell, GAI	C-105 is part of Addendum #2
73	Closed	Haskell	Electrical	Sheet E04-03, CCTV Camera, Elevation 1 shows dome PTZ day/night camera. Equipment Schedule ID-1 calls out Axis Q3819-PVE Panoramic Fixed Dome Camera. Please clarify that the Axis Q3819-PVE is basis of design to price and not PTZ.	2/23/24	2/28/24	Brian Rivera, Ohmega	YES, THE Q3819-PVE IS THE BASIS OF DESIGN
74	Closed	Haskell	Electrical	Sheet E03-03 includes a Light Mounting -Type S4 Detail-1. This fixture type is not included in Sheet E00-02 Light Fixture Schedule, nor the site lighting plans. This fixture was originally included in the Beer Garden area only. Please clarify Type S4 fixture is not required for the Cafe Area.	2/23/24	2/28/24	Brian Rivera, Ohmega	TYPE S4 IS NOT REQUIRED. DETAIL WILL BE REMOVED FROM PLANS
75	Closed	Haskell	Electrical	Sheet E03-03 includes a Light and Pole Bulk Section Detail-1. Please clarify this detail required for the upland area scope of work.				Removed per 2.26 email from Jerry Martin
76	Closed	Haskell	Electrical	Sheet E03-02, Light and Pole Detail - 3 is including pole type P4. This pole type is not included in current site lighting plan or schedule. Please clarify if Pole Type P4 is required.	2/23/24	2/28/24	Brian Rivera, Ohmega	TYPE P4 IS NOT REQUIRED. POLE TYPE WILL BE REMOVED FROM PLANS
77	Closed	Haskell	Electrical	Sheet E04-02, Key Note 8 says to provide controller for dimming of site lighting circuit (P4) and (P5). Per Sheets ES01-01& ES01-03 DMX system cabling is included only for Pole Types P1, P1A & P3A. Also there is no Pole Type P4 in the Café area scope of work, and Pole Type P5 does not include any lighting controls. Please clarify intent of DMX lighting control and circuits.	2/23/24	2/28/24	Brian Rivera, Ohmega	THE INTENT OF NOTE IS FOR THE DMX CONTROL OF A SERIES OF POLES WITH P4-# AND P5-# LABELS ON PLANS AND NOT FIXTURE TYPES.
78	Closed	Brightview	Landscape	The Rockwork plan sheet L01-20 does not provide cut-thru detail callouts for all the locations of the Boulders. We assume the heights on the details L01-21 – L01-24 based on the Scale are accurate for the locations on L01-20 where they are called out. However, where there are no cut-thru details, the heights are unknown. The Grading plan C-205 does not indicate the top of rockwork elevations. Please clarify.	2/23/24	2/28/24	Ivan Maranan, GAI	Boulder height shall be a minimum of 6" higher then the adjacent grade unless otherwise noted. As noted in RFI #62 response on boulder sizes. 80% large stepped/plated boulders (boulders greater than 3'x3') 20% medium stepped/plated boulders (boulders greater than 2'x3')
79	Closed	Brightview	Landscape	The Rockwork plan (L01-20) is not clear as to where the transitions occur from Gentle Slope (4/L01-24) to Steep Slope (3/L01-24) where 12" Concrete Backing Wall/Subslab and Dowels will be required. Please clarify.	2/23/24	2/28/24	Ivan Maranan, GAI	Refer to addendum #2 Sheet L01-20 for extent of Steep Slopes and Gentle Slopes

DocuSign Envelope ID: DB17A176-C8B1-4B95-8630-10A5A54C580E

EXHIBIT E

Item #	Status	Individual	Discipline	Issue	Date Submitted	Response Date	Responder	Response
80	Closed	Brightview	Landscape	Various Details for the Rockwork (L01-21 – L01-24) note Crushed Stone Fill per Detail 4/L01-31 at the top & bottom of the Stacked Boulders (not shown on the Layout Plan(s)). However, the Crushed Shell is not noted or shown in all the Rockwork details. Detail 4/L01-31 shows Aluminum Edging. Are we to assume Crushed Shells and Aluminum Edging at the tops and bottoms of all the Stacked Boulder locations?	2/23/24	2/28/24	Ivan Maranan, GAI	Detail 4/L01-31 indicates that crushed slate terminates into a turned down concrete edge. Refer to detail 9/L0-32 for an additional detail for crushed slate adjacent to artificial turf.
81	Closed	Brightview	Landscape	Plans are not clear as to where the concrete paving transitions from being on grade to becoming an elevated structure to/from the Café Roof and the Playground and what portions of the concrete paving are "on structure" where details 1 &2/S42-02 would apply. Please clarify.	2/23/24	2/28/24	Ivan Maranan, GAI	Refer to sheet L01-14. Start of transitions identified on the plan with structural transistions referenced
82	Closed	Brightview	Landscape	Paving Type PV-1 at the Elevated Bridge structure (L01-16) and Cantilevered Platform at the Playground (L01-15): Paving Finish Schedule on L01-01 specifies PV-1 as a 4" thick SOG per details 2, 3/L01-31. These details would not apply at those locations. Details on the Structural plans S10-01, S10-02, and S30-00 show 8" thick elevated concrete structures. We assume that the V-1 called out at those locations would be a topping slab on a structure provided by others. Please confirm and provide details.	2/23/24	2/28/24	Ivan Maranan, GAI	Thickend concrete at the elevated structures is 8". The plan hatches have been revised to clarify the limits of the 4" SOG. The thickend slab finish is to match the PV-1 finish
83	Closed	Brightview	Landscape	Sheet S01-10 notes an 8" SOG at the Splash Pad location. The Paving type called out (PV-4) on sheet 1/L01-17 and per detail 5/L01-31 shows a PIP Rubberized Surface on a 4" concrete subslab. Please clarify.	2/23/24	2/28/24	Ivan Maranan, GAI	8" Slab on grade is correct. Refer to Structural Details. Detail 5/L01-31 to be removed.
84	Closed	Haskell	Flooring/ Painting	Can we get a finish schedule?	2/23/24	2/28/24	Damian Ponton Perkins&Will	This is a Core and Shell project. There are no ceilings or finishes.
85	Closed	Haskell	Electrical	Is there a specific video programming system needing to be met for the CCTV cameras.	2/23/24	2/28/24	Brian Rivera, Ohmega	COJ ONLY REQUIRED THE CAMERA SERVER TO BE ACCESSABLE VIA INTERNET FROM REMOTE LOCATION
86	Closed	Haskell	Structural	Sheet S01-10 shows the cantilever foundation for the retaining walls at 6', 4' and 2'. Please confirm the foundations should be stepped down as shown in the Typical Stepped Wall Footing on sheet S50-00	2/23/24	2/28/24	Colin Doyle, TYLin Silman Structural Solutions	Confirmed; Typical Stepped Wall Footing on sheet S50-00 applies at all steps or transitions in elevation in cantilevered site retaining wall foundations.
87	Closed	Haskell	Electrical	Please provide power to the VFD assocated with Pump P-1	2/23/24	2/28/24	Brian Rivera, Ohmega	POWER TO PUMP IS SHOWN IN SCHEDULE AS PC-1 AS SHOWN ON MECHANICAL PLANS. VFD GETS IT'S POWER FROM THE PUMP
88	Closed	Haskell	Electrical	Please cooridnate power equirements for GHP-C4 from the Addendum 1 Mechancial Schedule Change	2/23/24	2/28/24	Brian Rivera, Ohmega	PLANS WILL BE REVISED ACCORDINGLY FOR ALL GHP EQUIPMENT
89	Closed	Haskell	Electrical	Please cooridnate power equirements for GHP-C4 from the Addendum 1 Mechancial Schedule Change	2/23/24	2/28/24	Brian Rivera, Ohmega	PLANS WILL BE REVISED ACCORDINGLY FOR ALL GHP EQUIPMENT
90	Closed	Haskell	Civil	Re: C-101 - Please provide information on the quantity of lights to be removed and whether or not they need to be salvage along Hogan Street.	2/23/24	2/28/24	James Campbell, GAI	All existing lights on Sheet C-101 has been identified to be removed
91	Closed	Haskell	Civil	Addendum 1 provided C-305 Drainage Plan however the sheet provided seem to be showing incorrect Sheet C-304. Please provide correct sheet C-305	2/23/24	2/28/24	James Campbell, GAI	Correct Sheet has been provided in Addendum #2
92	Closed	Haskell	Civil	Addendum 1 provided C-405 Drainage Plan however the sheet provided seem to be showing incorrect Sheet C-404. Please provide correct sheet C-405	2/23/24	2/28/24	James Campbell, GAI	Correct Sheet has been provided in Addendum #2
93	Closed	Haskell	Electrical	Sheet ES01-01, 2"C for Future Fiber Cables between new telecom manhole and Cafe shows as 2", this should read 4" please confirm.	2/23/24	2/28/24	Brian Rivera, Ohmega	Refer to Adendum #1, where these changes were made.
94	Closed	Ruppert	Landscape	Sheet L01-01 – Finish Schedule – PV-8 detail missing – Civil sheets do not specify setting beds/ profile for Vehicular Tactile Concrete Pavers – Please clarify.	2/23/24	2/28/24	Ivan Maranan, GAI	Detail to be added to Civil sheet C-500
95	Closed	Ruppert	Landscape	Sheet L01-15 – Please specify the transition for PV-6D and PV-6B	2/23/24	2/28/24	Ivan Maranan, GAI	Both areas have different hatches. The line separating the hatches is the point of transition
96	Closed	Ruppert	Landscape	Sheet L01-15 – Please specify the transition for PV-6D and PV-6B	2/23/24	2/28/24	Ivan Maranan, GAI	Both areas have different hatches. The line separating the hatches is the point of transition

DocuSign Envelope ID: DB17A176-C8B1-4B95-8630-10A5A54C580E

EXHIBIT E

SUBJECT: CONSTRUCTION MANAGER AT RISK (CMAR) SERVICES – PRE-CONSTRUCTION AND CONSTRUCTION SERVICES FOR THE RIVERFRONT PLAZA IMPROVEMENTS – PARK AND BULKHEAD

BID #: CDB-0081-23 **OPEN DATE:** 7/12/2023

COMPETITIVE SEALED PROPOSAL EVALUATION COMMITTEE

KIND AND BASIS OF CONTRACT: CONSTRUCTION – DESIGN BID- FROM DATE OF EXECUTED CONTRACT THROUGH PROJECT COMPLETION

AGENCY: PUBLIC WORKS

BASIS OF AWARD: HIGHEST SCORE BASED ON EVALUATION CRITERIA

NUMBER OF BIDS INVITED: 52 **NUMBER RECEIVED:** 2 **OTHER:** 0

SUMMARY OF BIDS AND RECOMMENDED ACTIONS:
Recommend approval of award to amend the agreement with The Haskell Company to incorporate the attached scope and fee summary, Exhibit D, for procurement of long lead materials for Phase 1B Western Park Areas and to facilitate early planning and permitting for the Café' Building. Amendment 2 is to increase the GMP by $6,319,508.18, which includes $162,353.18 in contingency, resulting in a new GMP amount of $23,648,301.00.

Funding Source: 32124.153101.565051.009031.00000000.00000.0000000 - To be executed by formal contract through Office of General Counsel and encumbered via PO.

ATTACHMENTS: Recommendation Memo, Exhibit D, Previous Awards

ANALYST: BENJAMIN KEMP **RESPECTFULLY SUBMITTED:** DUSTIN FREEMAN, CHIEF PROCUREMENT DIVISION

CONCURRENCE BY: Nina Sickler, P.E. Director of Public Works

(ALL AWARD ACTIONS SUBJECT TO LAWFULLY APPROPRIATED FUNDS)
ACTION OF GGAC COMMITTEE ON RECOMMENDATIONS ABOVE

MEMBERS APPROVING 5 MEMBERS DISAPPROVING 0 DATE: 2/15/2024

OTHER: _____

ACTION OF AWARDING AUTHORITY DATE 2/16/24

APPROVED ✓ DISAPPROVED _____

OTHER _____

SIGNATURE OF AUTHENTICATION Karen Bowling

Karen Bowling
Chief Administrative Officer
For: Mayor Donna Deegan
Under Authority Of:
Executive Order No: 2023-02

SUBJECT: CONSTRUCTION MANAGER AT RISK (CMAR) SERVICES – PRE-CONSTRUCTION AND CONSTRUCTION SERVICES FOR THE RIVERFRONT PLAZA IMPROVEMENTS – PARK AND BULKHEAD

BID #: CDB-0081-23 **OPEN DATE:** 7/12/2023

COMPETITIVE SEALED PROPOSAL EVALUATION COMMITTEE

KIND AND BASIS OF CONTRACT: CONSTRUCTION – DESIGN BID- FROM DATE OF EXECUTED CONTRACT THROUGH PROJECT COMPLETION

AGENCY: PUBLIC WORKS

BASIS OF AWARD: HIGHEST SCORE BASED ON EVALUATION CRITERIA

NUMBER OF BIDS INVITED: 52 **NUMBER RECEIVED:** 2 **OTHER:** 0

SUMMARY OF BIDS AND RECOMMENDED ACTIONS:
Recommend approval of award to amend the agreement with The Haskell Company to incorporate the attached scope and fee summary, Exhibit C, to provide 100% construction services for the Riverfront Plaza Marine Work. Amendment 1 is to increase the GMP by $16,453,813.00, which includes $429,157.00 in contingency and bonds, resulting in a new GMP amount of $17,328,792.82. Scope of work will be from date of executed contract through completion of construction.

Funding Source: 32124.153101.565051.009031.00000000.00000.0000000 - To be executed by formal contract through Office of General Counsel and encumbered via PO.

ATTACHMENTS: Recommendation Memo, Exhibit C, Scoring Matrix, Evaluation Criteria, Previous Awards

ANALYST: BENJAMIN KEMP **RESPECTFULLY SUBMITTED:** DUSTIN FREEMAN, CHIEF PROCUREMENT DIVISION

CONCURRENCE BY: ROBIN G. SMITH, P.E., CHIEF, ENGINEERING AND CONSTRUCTION MANAGEMENT DIVISION

(ALL AWARD ACTIONS SUBJECT TO LAWFULLY APPROPRIATED FUNDS)
ACTION OF GGAC COMMITTEE ON RECOMMENDATIONS ABOVE

MEMBERS APPROVING 5 MEMBERS DISAPPROVING 0 DATE: 12/14/2023

OTHER: _____

ACTION OF AWARDING AUTHORITY DATE 12/15/2023

APPROVED ✓ DISAPPROVED _____

OTHER _____

SIGNATURE OF AUTHENTICATION Karen Bowling

Karen Bowling
Chief Administrative Officer
For: Mayor Donna Deegan
Under Authority Of:
Executive Order No: 2023-02

SUBJECT: CONSTRUCTION MANAGER AT RISK (CMAR) SERVICES PRE-CONSTRUCTION AND CONSTRUCTION SERVICES FOR THE RIVERFRONT PLAZA IMPROVEMENTS PARK AND BULKHEAD

BID #: CDB-0081-23 **OPEN DATE:** 7/12/2023

COMPETITIVE SEALED PROPOSAL EVALUATION COMMITTEE

KIND AND BASIS OF CONTRACT: CONSTRUCTION – DESIGN BID FROM DATE OF EXECUTED CONTRACT THROUGH PROJECT COMPLETION

AGENCY: PUBLIC WORKS

BASIS OF AWARD: HIGHEST SCORE BASED ON EVALUATION CRITERIA

NUMBER OF BIDS INVITED: 52 **NUMBER RECEIVED:** 2 **OTHER:** 0

SUMMARY OF BIDS AND RECOMMENDED ACTIONS:
The City of Jacksonville entered into negotiations with The Haskell Company Construction Manager at Risk Services for the River Front Plaza Park Improvements.

Recommend approval of award to The Haskell Company Construction Manager at Risk Services. The guaranteed maximum price not-to-exceed $874,979.82. Exhibit B.1 and B 2 incorporate the contract rate schedule. Scope of work will be from date of executed contract through completion of construction.

Funding Source: 32124.153101.565051.009031.00000000 00000.0000000 - To be executed by formal contract through Office of General Counsel and encumbered via PO.

ATTACHMENTS: Recommendation Memo, Exhibit(s) (A.1, A.2, B.1, B.2), Scoring Matrix, Evaluation Criteria, Previous Awards

ANALYST: BENJAMIN KEMP **RESPECTFULLY SUBMITTED:** DUSTIN FREEMAN, CHIEF PROCUREMENT DIVISION

CONCURRENCE BY: ROBIN G. SMITH, P.E., CHIEF, ENGINEERING AND CONSTRUCTION MANAGEMENT DIVISION

(ALL AWARD ACTIONS SUBJECT TO LAWFULLY APPROPRIATED FUNDS)
ACTION OF GGAC COMMITTEE ON RECOMMENDATIONS ABOVE

MEMBERS APPROVING 5 MEMBERS DISAPPROVING 0 DATE: 11/16/2023

OTHER:

ACTION OF AWARDING AUTHORITY DATE 11/17/2023

APPROVED ✓ DISAPPROVED

OTHER

SIGNATURE OF AUTHENTICATION

Karen Bowling
Chief Administrative Officer
For: Mayor Donna Deegan
Under Authority Of:
Executive Order No: 2023-02

SUBJECT: CONSTRUCTION MANAGER AT RISK (CMAR) SERVICES - PRE-CONSTRUCTION AND CONSTRUCTION SERVICES FOR THE RIVERFRONT PLAZA IMPROVEMENTS - PARK AND BULKHEAD

BID #: CDB-0081-23 **OPEN DATE:** 7/12/2023

COMPETITIVE SEALED PROPOSAL EVALUATION COMMITTEE

KIND AND BASIS OF CONTRACT: CONSTRUCTION DESIGN BID

AGENCY: ENGINEERING AND CONSTRUCTION MANAGEMENT DIVISION

BASIS OF AWARD: HIGHEST SCORE BASED ON EVALUATION CRITERIA

NUMBER OF BIDS INVITED: 52 **NUMBER RECEIVED:** 2 **OTHER:** 0

SUMMARY OF BIDS AND RECOMMENDED ACTIONS:
The Evaluation Committee has completed their review of the oral interview of proposals submitted for the subject RFP and recommends approval to enter into negotiation with The Haskell Company for the Construction Manager at Risk Services for River Front Plaza Park The ranking of first and second designates the order of qualification of these firms

Firm	Average Score	Ranking
Perry McCall	101 25	2
The Haskell Company	105 50	1

ATTACHMENTS: Recommendation Memo, Evaluation Matrix, Previous Award, Scoring Sheet, Evaluation Criteria, Tab Sheet

ANALYST: Benjamin Kemp **RESPECTFULLY SUBMITTED:** DUSTIN FREEMAN, CHIEF PROCUREMENT DIVISION

CONCURRENCE BY: ROBIN G. SMITH, P.E., CHIEF, ENGINEERING AND CONSTRUCTION MANAGEMENT DIVISION

(ALL AWARD ACTIONS SUBJECT TO LAWFULLY APPROPRIATED FUNDS)
ACTION OF GGAC COMMITTEE ON RECOMMENDATIONS ABOVE

MEMBERS APPROVING 5 MEMBERS DISAPPROVING 0 DATE: 9/28/23

OTHER:

ACTION OF AWARDING AUTHORITY DATE 10/3/23

APPROVED ✓ DISAPPROVED

OTHER

SIGNATURE OF AUTHENTICATION

Karen Bowling
Chief Administrative Officer
For: Mayor Donna Deegan
Under Authority Of:
Executive Order No. 2023-02

SUBJECT: CONSTRUCTION MANAGER AT RISK (CMAR) SERVICES – PRE-CONSTRUCTION AND CONSTRUCTION SERVICES FOR THE RIVERFRONT PLAZA IMPROVEMENTS – PARK AND BULKHEAD

BID #: CDB-0081-23 **OPEN DATE:** 7/12/2023

COMPETITIVE SEALED PROPOSAL EVALUATION COMMITTEE

KIND AND BASIS OF CONTRACT: CONSTRUCTION – DESIGN BID

AGENCY: ENGINEERING AND CONSTRUCTION MANAGEMENT DIVISION

BASIS OF AWARD: HIGHEST SCORE BASED ON EVALUATION CRITERIA

NUMBER OF BIDS INVITED: 52 **NUMBER RECEIVED:** 2 **OTHER:** 0

SUMMARY OF BIDS AND RECOMMENDED ACTIONS:
The Evaluation Committee has completed their review of the proposals submitted for the subject RFP and recommends approval to move forward with oral interviews with the two responsive responding firms listed below in alphabetical order The ranking of first and second designates the order of qualification of these firms

Firm	Average Score	Ranking
Perry McCall	89.25	2
The Haskell Company	92.00	1

ATTACHMENTS: Recommendation Memo, Evaluation Matrix, Previous Award

ANALYST: DAVID KLAGES **RESPECTFULLY SUBMITTED:** DUSTIN FREEMAN, CHIEF PROCUREMENT DIVISION

CONCURRENCE BY: ROBIN G. SMITH, P.E., CHIEF, ENGINEERING AND CONSTRUCTION MANAGEMENT DIVISION

(ALL AWARD ACTIONS SUBJECT TO LAWFULLY APPROPRIATED FUNDS)
ACTION OF GGAC COMMITTEE ON RECOMMENDATIONS ABOVE

MEMBERS APPROVING 5 MEMBERS DISAPPROVING 0 DATE 8/24/2023

OTHER:

ACTION OF AWARDING AUTHORITY DATE 9/29/23

APPROVED ✓ DISAPPROVED

OTHER

SIGNATURE OF AUTHENTICATION

Karen Bowling
Chief Administrative Officer
For: Mayor Donna Deegan
Under Authority Of:
Executive Order No: 2023-02

SUBJECT: CONSTRUCTION MANAGEMENT AT RISK (CMAR) SERVICES – PRECONSTRUCTION AND CONSTRUCTION SERVICES – RIVERFRONT PLAZA IMPROVEMENTS PARK & BULKHEAD

BID #: CDB-0081-23 OPEN DATE: 7/12/23

COMPETITIVE SEALED PROPOSAL EVALUATION COMMITTEE

KIND AND BASIS OF CONTRACT: CONSTRUCTION – DESIGN/BUILD

AGENCY: DEPARTMENT OF PUBLIC WORKS

BASIS OF AWARD: EVALUATION CRITERIA

NUMBER OF BIDS INVITED: 52 NUMBER RECEIVED: 2 OTHER: 0

SUMMARY OF BIDS AND RECOMMENDED ACTIONS:
The City had previously issued this RFQ and received two (2) proposals. In accordance with Section 126.701 (a) (2) of the Procurement Manual, it will not be advantageous to resolicit this bid. Request to move forward to evaluate proposals from Haskell Company and Perry McCall.

Attachments: Recommendation Memo, Tabulation, and Evaluation Criteria

ANALYST JACLYN STAMOS

RESPECTFULLY SUBMITTED DUSTIN FREEMAN, CHIEF PROCUREMENT DIVISION

CONCURRENCE BY: Robin G. Smith P.E. Chief, Engineering and Construction Management

(ALL AWARD ACTIONS SUBJECT TO LAWFULLY APPROPRIATED FUNDS)
ACTION OF CSPEC COMMITTEE ON RECOMMENDATIONS ABOVE

MEMBERS APPROVING 5 MEMBERS DISAPPROVING 0 DATE: 7/27/2023

OTHER

ACTION OF AWARDING AUTHORITY DATE 7/29/23

APPROVED ✓ DISAPPROVED:

OTHER:

SIGNATURE OF AUTHENTICATION

Karen Bowling
Chief Administrative Officer
For: Mayor Donna Deegan
Under Authority Of:
Executive Order No: 2023-02