SUBJECT: **RFQ FOR DESIGN-BUILD SVCS FOR HORIZONTAL/CIVIL ENGINEERING PROJECTS**

BID # **CDB-0006-16** OPEN DATE: **10/21/2015**

COMPETITIVE SEALED PROPOSAL EVALUATION COMMITTEE

KIND AND BASIS OF CONTRACT:
CONSTRUCTION – DESIGN/BUILD

AGENCY: **DEPARTMENT OF PUBLIC WORKS**

BASIS OF AWARD: **QUALIFICATIONS BASED**

NUMBER OF BIDS INVITED: - NUMBER RECEIVED: - OTHER: -

SUMMARY OF BIDS AND RECOMMENDED ACTIONS:

The Department of Public Works has completed negotiations with J.B. Coxwell Contracting, Inc., for the Tiger Hole Road Sidewalk Improvements project in accordance with subject bid.

Recommend approval of award to J. B. Coxwell Contracting, Inc., in the guaranteed maximum price not-to-exceed $384,537.89 which includes $10,000.00 in contingency. The scope of award is for construction of the sidewalk and drainage improvements for Tiger Hole Road Sidewalk Improvements. This incorporates the attached, scope and fee summary, Exhibit "LL-1", and completion within 240 days from issuance of notice-to-proceed. Total annual expenditure amount is currently at $24,000,000.00; total amount spent to date is $18,090,251.86.

Funding for this award is to be executed by Amendment 36A for contract # 6533-54 and encumbered by account: PWSD114FAIR-06505-PW0844-01- $52,488.93; PWCP143VP519-06505-PW0844-01- $332,048.96

Attachments: Recommendation Memo, Exhibit "LL-1", Previous Award(s)

BUYER Marilyn Laidler
MARILYN LAIDLER

RESPECTFULLY SUBMITTED
GREGORY PEASE, CHIEF
PROCUREMENT DIVISION

CONCURRENCE BY: **Robin G. Smith, P.E., Chief, Engineering and Construction Management**

(ALL AWARD ACTIONS SUBJECT TO LAWFULLY APPROPRIATED FUNDS)
ACTION OF CSPEC COMMITTEE ON RECOMMENDATIONS ABOVE

MEMBERS APPROVING_____ MEMBERS DISAPPROVING_____ DATE:_____

_____ _____ OTHER_____

_____ _____

_____ _____

_____ _____

_____ _____

ACTION OF AWARDING AUTHORITY DATE _____

APPROVED_____ DISAPPROVED: _____

OTHER: _____

SIGNATURE OF AUTHENTICATION _____

City of Jacksonville, Florida

Lenny Curry, Mayor

Department of Public Works
Engineering & Construction Management Division
214 N. Hogan Street, 10th Floor
Jacksonville, FL 32202
(904) 255-8762
www.coj.net

ONE CITY. ONE JACKSONVILLE.

January 29, 2020

TO: Gregory W. Pease
Chief of Procurement

THRU: John P. Pappas, P.E.
Director

FROM: Robin G. Smith, P.E.
Chief, Engineering and Construction Management

SUBJECT: CDB-0006-16 – Design-Build Services - Horizontal & Civil Engineering – Tiger Hole Road Sidewalk Improvements
AMENDMENT 36A

Based on the Design Criteria Package developed by City Engineers, the Department of Public Works, in accordance with Design/Build CDB-0006-16, Contract No. 6533-54 has completed negotiations with J. B. Coxwell Contracting, Inc., for the construction of the sidewalk and drainage improvements for Tiger Hole Road Sidewalk Improvements. Negotiations have resulted in the attached Scope and Fee, Exhibit LL-1 for the GMP amount of $384,537.89, which includes $10,000 in contingency and with a completion date within 240 days from the notice to proceed. J. B. Coxwell Contracting is committed to meeting the 10% JSEB participation goals established for this contract.

Accordingly, this is to recommend that Contract No. 6533-54, originally executed May 2, 2016, between the City and J. B. Coxwell Contracting, Inc. for Design-Build Services- Horizontal & Civil Engineering, be amended to incorporate the attached Scope and Fee Summary, Exhibit LL-1 for Tiger Hole Road Sidewalk Improvements for the GMP amount of $384,537.89, known as Amendment 36A.

To be encumbered as follows:

PWSD114FAIR-06505-PW0844-01	$52,488.93
PWCP143VP519-06505-PW0844-01	$332,048.96
TOTAL	$384,537.89

RGS/lw

Attachment: Exhibit LL-1

ah

EXHIBIT LL-1

J.B. Coxwell Contracting, Inc.
6741 Lloyd Road West
Jacksonville, Florida 32254
Office (904) 786-1120 Fax (904) 783-2970

December 20, 2019

Michael Derbaum, P.E.
City of Jacksonville Department of Public Works
Engineering & Construction Management Division
214 N. Hogan Street, 10th Floor
Jacksonville, Florida 32202

Re: Scope of Services and Fee Proposal for Tiger Hole Road Sidewalk Improvement Project
Design-Build Construction Delivery for City of Jacksonville-RFQ CDB-0049-09
City Contract No. 6533-54 Revision No.1

Dear Mr. Derbaum:

J.B. Coxwell Contracting, Inc. (JBCCI) is pleased to submit for your review and consideration the following lump sum fee proposal for the sidewalk and drainage improvements associated with the above referenced project. The specific scope of work for the proposed permitting, and construction activities are as outlined on the attached JBCCI fee summary spreadsheet, and revised design criteria package prepared by the City of Jacksonville Department of Public Works dated December 13, 2019.

As detailed on the attached fee summary spreadsheet, you will find the proposed schedule of values (dated 12-20-19) for the total lump sum amount of Three Hundred Eighty-Four Thousand Five Hundred Thirty-Seven Dollars and Eighty Nine Cents ($384,537.89) which includes a project contingency of $10,000.00. The project contingency is for project elements which have not been fully designed and permitted, and which may increase in quantity or cost during construction. The project contingency is for the Design-Builder's benefit and not for changed field conditions, unknown field conditions or added scope of work. The permitting, and construction services will be completed within two hundred forty days (240) from notice-to-proceed.

This lump sum proposal is inclusive of only those services noted on the attached fee summary and which are anticipated at this time. No services or work other than those noted in the proposals are included. In addition, any unknown condition(s) which may surface during construction or any other increase in scope of services may result in a request for additional fees. No work will proceed however, without first obtaining approval from the City for any additional services.

We are again very appreciative of the opportunity to provide you with our design-build services. Should you have any questions or need any further information, please do not hesitate to contact us.

Regards,
J.B. Coxwell Contracting, Inc.

Jayson Smith

Jayson Smith,
Design Build Manager

EXHIBIT LL-1

Exhibit A - Fee Summary

JBCCI Estimate for COJ Design Build - Tiger Hole Road Sidewalk Project

Estimate Date: 12-20-19 Revision 1
COJ Contract: 6533-54

Item	Item Description	Quantity	Units	Unit Price	Extended Price
1	General Conditions	1	LS	$ 44,454.00	$ 44,454.00
10	Erosion Control	1	LS	$ 6,540.00	$ 6,540.00
20	Maintenance of Traffic	1	LS	$ 9,500.00	$ 9,500.00
30	Site Preparation	1	LS	$ 2,689.00	$ 2,689.00
40	Misc. 3" PVC Drainage	45	LF	$ 60.00	$ 2,700.00
42	15" CMP	34	LF	$ 85.00	$ 2,890.00
44	18" RCP	256	LF	$ 98.00	$ 25,088.00
50	30" RCP	10	LF	$ 202.00	$ 2,020.00
55	30" MES	1	EA	$ 1,800.00	$ 1,800.00
60	J-7 Manhole-Incl. Connect. to Exist.18-32"	1	EA	$ 6,380.00	$ 6,380.00
65	Type C DBI	2	EA	$ 4,405.00	$ 8,810.00
70	Closed Flume Inlet-Index 425-061	1	EA	$ 9,850.00	$ 9,850.00
80	12x18" ERCP	56	LF	$ 135.00	$ 7,560.00
90	J-7 Manhole-Incl. Connect. to Exist 12x18"	1	EA	$ 6,380.00	$ 6,380.00
110	18" MES	4	EA	$ 1,536.11	$ 6,144.44
130	24" RCP	64	LF	$ 123.13	$ 7,880.32
140	24" MES	1	EA	$ 1,787.56	$ 1,787.56
150	Type C DBI-Incl. Connect. to Exist. 24", 0-6'	1	EA	$ 6,404.35	$ 6,404.35
160	Existing Storm Drain Removals	205	LF	$ 32.00	$ 6,560.00
170	Paving Repair-Plate P-402 COJ	11	SY	$ 250.00	$ 2,750.00
180	Concrete Driveway, 5"	320	SY	$ 48.00	$ 15,360.00
190	Earthwork, Grading, Fill, etc.	1	LS	$ 55,475.00	$ 55,475.00
200	Sidewalk Concrete	1475	SY	$ 37.00	$ 54,575.00
210	Grassing, Sod	3000	SY	$ 4.00	$ 12,000.00
215	Specialty Landscape Restoration	1	LS	$ 9,620.00	$ 9,620.00
220	Pedestrian Guiderail	2	EA	$ 2,300.00	$ 4,600.00
230	Relocate Exisitng Signs	4	EA	$ 150.00	$ 600.00
240	Striping & Signs	1	LS	$ 2,200.00	$ 2,200.00
Subtotal Construction					$ 322,617.67
300	Construction Contingency	1	LS	$ 10,000.00	$ 10,000.00
400	GAI - Post Design and Construction Related Assistance	1	LS	$ 7,500.00	$ 7,500.00
500	Existing Utility Locates	1	LS	$ 4,500.00	$ 4,500.00
600	Construction Materials Testing, QC	1	LS	$ 5,000.00	$ 5,000.00
700	JSEB Participation Premium	1	LS	$ 4,200.00	$ 4,200.00
800	100% P&P Bond for Project	1	LS	$ 3,891.99	$ 3,891.99
900	Design Build Fee	7.5	%	$ 26,828.22	$ 26,828.22
Subtotal Total Project Estimate					$ 384,537.89

cations/ Exclusions;

1) Estimate does not include any fees associated with tree mitigation (tree removal, planting, or mitigation fees), or wetland mitigation.
2) Estimate does not include any new utility work other than the storm drainage work for the sidewalk construction.
3) One mobilization is included, assumes the COJ will award all work at one time.
4) Estimate assumes COJ will provide all temporary or permanent easements, and construction access agreements.
5) Estimate assumes COJ will provide all existing survey information, CAD files, & a benchmark for the project.
6) Estimate assumes all work to be performed in accordance with the COJ specifications.
7) Estimate does not include any work associated with any relocation or new irrigation/ landscaping services (other than grassing impacted areas).
8) Existing private and public utility locates, identification, protection, isolation, and relocation by others (including but not limited to electric, water, sewer, cable, telephone, misc. communications, traffic signal, street lighting, gas, fiber optic).
9) Contingency fee included for construction and design aspects not known at the time of the proposal preparation.
10) This estimate excludes unknown subsurface debris removal/ disposal.
11) This estimate excludes unsuitable soil removal/ replacement, as we do not anticipate this scope to be required on the project.
12) This estimate excludes any work associated with the discovery or handling of hazardous or non-hazardous waste that may be encountered while constructing the drainage improvements on this project.
13) All public notices and informational meetings to be handled by the COJ.
14) Estimate does not include any improvements or repairs to the existing COJ roadway.
15) Estimate is valid for 60 days from the date of the proposal.

EXHIBIT LL-1

REQUEST FOR PROPOSALS

FOR

DESIGN & CONSTRUCTION OF

TIGER HOLE ROAD SIDEWALKS

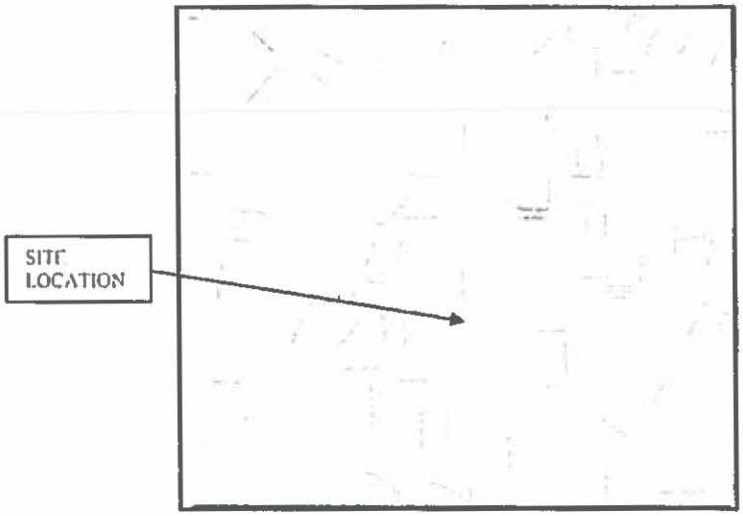

DESIGN – BUILD CONSTRUCTION DELIVERY METHOD

CITY / COUNTY WIDE CONSTRUCTION IMPROVEMENT PROJECTS

RFQ-CDB-0006-16

DESIGN CRITERIA PACKAGE

PROCUREMENT DIVISION

DEPARTMENT OF PUBLIC WORKS
RELEASE DATE: December 13, 2019

PREPARED BY ENGINEERING & CONSTRUCTION MANAGEMENT DIVISION

CITY OF JACKSONVILLE, FLORIDA

TIGER HOLE ROAD SIDEWALKS

RFQ-CDB–0006-16

RELEASE DATE – December 13, 2019

1. INTRODUCTION:

This Design Criteria Package (DCP) specifies performance-based criteria for the construction of new sidewalks along Tiger Hole Road in the City of Jacksonville. The extent of the construction shall follow the Final Plans that are an Appendix to this document. The file is too large to attach, so the Final Plans are being sent via Dropbox. The purpose of this DCP is to furnish sufficient information to allow a Design Build Firm to prepare a response to the City's request for proposal (RFP) and to permit the City to enter into scope and fees negotiations for an amendment to design build City Contract No. 6533-54.

2. General

The Design Build Firm is responsible for design, permitting, and construction of the project as described in this document. The Design Build Firm shall prepare and submit a Fee Proposal for construction within twenty one (21) calendar days from the release date of the DCP. **Therefore, the Fee Proposal shall be submitted no later than 5:00 P.M. on January 3, 2019 to Michael Derbaum, P.E., at 214 N. Hogan Street, Ed Ball Building, 10th Floor, Jacksonville, Florida 32202.**

The Design Build Firm shall request a meeting (if needed) to discuss items pertaining to the proposed work within one week of the DCP issuance date. This meeting can be held on site if necessary. The Fee Proposal must include the proposed schedule for the tasks being performed up to and including final completion of the construction of the proposed sidewalks.

The provisions of the DCP represent the technical, material, and quality requirements for the foregoing project. The Design Build Firm is bound by these requirements for the duration of the project.

With the Fee Proposal J.B. Coxwell Contracting, Inc. shall provide the Guaranteed Maximum Price (GMP) and the Guaranteed Completion Date (GCD) for the 100% design as well as the construction of the project.

The Design Criteria Professional (Michael Derbaum, P.E.) may amend the provisions of the Design Criteria Package after it has been released to the Design Build Firm, but before the expiration of the 21-day period designated for submittal of the Fee Proposal.

3. SCOPE OF WORK:

The Design Build Firm shall deliver their Fee Proposal for 100% design of the proposed sidewalk construction based on this DCP.

The work associated with this project includes:

- The DBF shall become familiar with all existing utilities that may be in conflict with the proposed work. The DBF shall also include any utility accommodations required to perform the repairs in the submitted cost and design. The required utility work is shown on the attached Final Plans.

- The DBF shall review City provided documents and reports and request additional information as necessary.
- The DBF shall apply for, and pursue to approval, a City of Jacksonville right-of-way permit that will be required for the construction of the proposed sidewalks.
- As shown on the Final Plans in the Appendices, this project includes:
    - New sidewalk to be installed on Tiger Hole Road from Bowden Road to Goodnow Road. The total length of the project is roughly 2,650 LF.
    - The majority of the sidewalk is to be 4". The portions of the sidewalk across driveways, as well as all driveway construction, is to be 5" thick concrete.
    - The project also contains drainage improvements, including constructing new ditches, inlets and piping.
- All other work required to complete the project in accordance with the DCP.

The Design Build Firm shall be responsible to comply with all current City standards.

4. **PERMITS:**

The DBF is responsible for applying for and obtaining all required permits from the City and various agencies to perform the work associated with completion of this project per the RFQ CDB-0006-16.

The DBF shall apply on behalf of the City, pay required application and permit fees and secure all approvals and permits from the City and other regulatory agencies as required by law. Specifically, permits and approvals may be required from, but not limited to, the St. Johns River Water Management District, the Florida Department of Environmental Protection, US Army Corps of Engineers, the City's 10-Set Review and any others as may be required for this project. The City will be given digital copies of the permit application documents and comment responses for all permits applied for. In addition, the DBF shall coordinate with all applicable utility companies as required and pay all applicable fees.

END OF THE DESIGN CRITERIA PACKAGE

EXHIBIT LL-1

LIST OF APPENDICES

Appendix A	Tiger Hole Road Sidewalks Final Plans (Sent Via Dropbox)

Appendix A

Tiger Hole Road Sidewalks Final Plans
(Sent Via Dropbox)

EXHIBIT LL

CITY OF JACKSONVILLE FLORIDA

TIGER HOLE ROAD SIDEWALK
BOWDEN ROAD TO HILSDALE ROAD

CITY OF JACKSONVILLE NOTES

GENERAL

UTILITY WORK

WORK WITHIN THE RIGHT-OF-WAY

STORMWATER

FIRE MARSHALL

LANDSCAPE

TRAFFIC ENGINEERING

TRAFFIC SIGNS

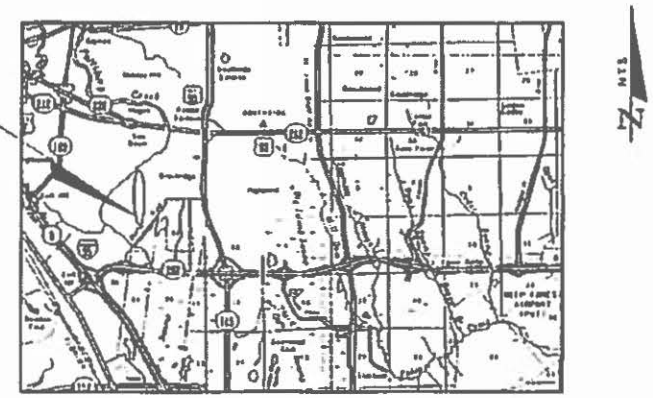

VICINITY MAP
NTS

PREPARED FOR:
DIVISION OF ENGINEERING AND
CONSTRUCTION MANAGEMENT
DEPARTMENT OF PUBLIC WORKS

LENNY CURRY
MAYOR

JOHN PAPPAS, P.E.
DIRECTOR OF PUBLIC WORKS

WILLIAM J. JOYCE, JR; P.E.
PUBLIC WORKS OPERATIONS DIRECTOR

INDEX OF DRAWINGS

TITLE	SHEET NO.
KEY SHEET	1
SIGNATURE SHEET	2
GENERAL NOTES AND LEGEND	3
TYPICAL SECTIONS	4-5
SURVEY CONTROL POINTS	6
PLAN	7-11
DRAINAGE STRUCTURES	12-14
CROSS SECTIONS	15-24
EROSION CONTROL PLAN	25-29
EROSION CONTROL DETAILS	30-31

PLANS PREPARED BY

HANSON

HANSON PROFESSIONAL SERVICES INC
8375 EAST BAYMEADOW WEST
SUITE 304
JACKSONVILLE, FL 32256
(904) 737-4040
CERTIFICATE OF AUTHORIZATION NO 7301

Brian Scott Mann, P.E.
P.E. License No. 59206

PLAN APPROVAL

Approved By: Ellyn Cavin
Stamp By: Kevin Robinson
Approved On: October 30, 2019

FINAL APPROVER

Plan approval is valid for five years after the initial approval date. Revisions made after the initial approval date do not extend this five-year time frame.

PLAN APPROVAL IS SUBJECT TO THE FOLLOWING NOTES AND CONDITIONS:

GENERAL PROJECT INFORMATION

GENERAL
City Development Number (2556 205)
Concurrency Application Number N/A
Property Appraiser Number (PIE #) N/A
Zoning Designation N/A
Zoning Application(s) (if any) N/A

MUD Ordinance Number N/A
FIRM - Community - Panel N/A
Flood Zones (Show in Plans) X
Base Flood Elev. (Show in Plans) N/A
Vertical Datum (Same as Project) NAVD 1988
JEA Availability Number N/A

SUBDIVISION
PSD Number N/A
City or Private Inspection N/A
Public or Private Roads N/A
Subdivision (Y/N) (Plat Provided) N/A

NON-SUBDIVISION
North American Industry Classification System (NAICS) N/A
Impervious Area (Sq. Ft.) 1,737

EXHIBIT 1L-1

BRIAN SCOTT McKEE
LICENSE
No 59206
STATE OF FLORIDA
PROFESSIONAL ENGINEER

THIS ITEM HAS BEEN DIGITALLY SIGNED AND SEALED BY

Brian S McKee 2019.10.11 08:11:13 -04'00'

PRINTED COPIES OF THIS DOCUMENT ARE NOT CONSIDERED SIGNED AND SEALED AND THE SIGNATURE MUST BE VERIFIED ON ANY ELECTRONIC COPIES

HANSON PROFESSIONAL SERVICES INC
8875 GATE PARKWAY WEST SUITE 204
JACKSONVILLE FLORIDA 32216-3885
CERTIFICATE OF AUTHORIZATION NO 7981
BRIAN SCOTT MCKEE PE NO 59206

THE ABOVE NAMED PROFESSIONAL ENGINEER SHALL BE RESPONSIBLE FOR THE FOLLOWING SHEETS IN ACCORDANCE WITH RULE 61G15 23001 F.A.C

SHEET NO	SHEET DESCRIPTION
1	KEY SHEET
2	SIGNATURE SHEET
3	GENERAL NOTES AND LEGEND
4 - 5	TYPICAL SECTIONS
7 - 11	PLAN
12 - 14	DRAINAGE STRUCTURES
15 - 24	CROSS SECTIONS
25 - 29	EROSION CONTROL PLAN
30 - 31	EROSION CONTROL DETAILS

MICHAEL J. COLLIGAN
CERTIFICATE
No. 6788
STATE OF FLORIDA
Registered Land Surveyor

THIS ITEM HAS BEEN DIGITALLY SIGNED AND SEALED BY:

Michael Colligan

Digitally signed by Michael Colligan
DN: c=US, o=Unaffiliated, ou=A01410D0000187A8A3A1C00000446, cn=Michael Colligan
Date: 2019.10.11 07:44:32 -04'00'

PRINTED COPIES OF THIS DOCUMENT ARE NOT CONSIDERED SIGNED AND SEALED AND THE SIGNATURE MUST BE VERIFIED ON ANY ELECTRONIC COPIES

CLARK & ASSOCIATES, INC
3830 CROWN POINT RD
JACKSONVILLE, FL 32257
CERTIFICATE OF AUTHORIZATION NO 3731
MICHAEL J COLLIGAN PLS 6788

THE ABOVE NAMED PROFESSIONAL SURVEYOR AND MAPPER SHALL BE RESPONSIBLE FOR THE FOLLOWING SHEETS IN ACCORDANCE WITH RULE 5J-17.052, F.A.C

SHEET NO	SHEET DESCRIPTION
2	SIGNATURE SHEET
6	SURVEY CONTROL POINTS

DESIGNED	JC	10/10/2019	
DRAWN	IK	10/10/2019	
REVIEWED	BSM	10/10/2019	

HANSON

CITY OF JACKSONVILLE
DIVISION OF ENGINEERING AND CONSTRUCTION MANAGEMENT
DEPARTMENT OF PUBLIC WORKS

SIGNATURE SHEET

GENERAL NOTES.

[illegible]

DEMOLITION NOTES.

[illegible]

GRADING & DRAINAGE NOTES

[illegible]

GENERAL UTILITY NOTES

[illegible]

TRAFFIC CONTROL NOTES

[illegible]

GENERAL LEGEND AND ABBREVIATIONS.

[illegible]

CALL 48 HOURS BEFORE YOU DIG

811 THE LAW

1-800-432-4770

Sunshine 811

[illegible]

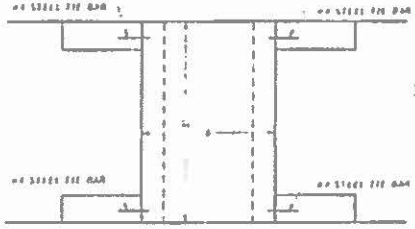

PLAN

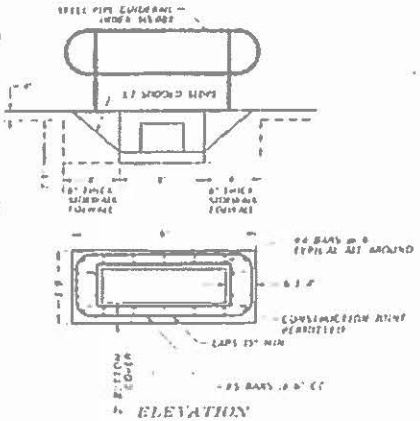

ELEVATION

CLOSED FLUME DETAIL (INDEX 425-061 MOD)

N.T.S.

STRUCTURE S-4 STA. 19+08.60

DESIGNED	JC	10/10/2019	
DRAWN	JK	10/10/2019	
REVIEWED	BSM	10/10/2019	

HANSON

CITY OF JACKSONVILLE
DIVISION OF ENGINEERING AND CONSTRUCTION MANAGEMENT
DEPARTMENT OF PUBLIC WORKS

GENERAL NOTES AND LEGEND

SHEET

3

EXHIBIT L-1

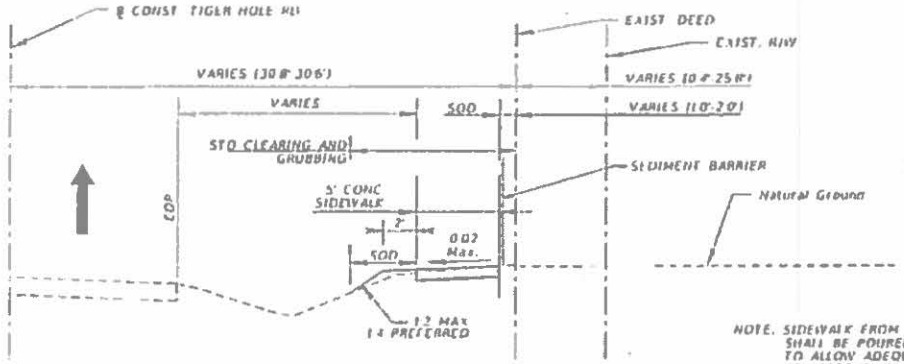

NOTE. SIDEWALK FROM STA 10+17.17 TO STA 16+10.00 SHALL BE POURED ON A MONDAY OR TUESDAY TO ALLOW ADEQUATE CURE TIME BEFORE CHURCH SERVICES ON SUNDAY. CONTRACTOR TO COORDINATE WITH THE CHURCH TO CONFIRM NO OTHER CHURCH EVENTS WILL IMPACT THE POURING OF THE CONCRETE WHEN THE ACTUAL POUR DATE IS DETERMINED

TYPICAL SECTION NO. 1
TIGER HOLE RD
STA. 10+17.17 TO STA. 16+00.00
STA. 16+70 TO STA. 22+80.00

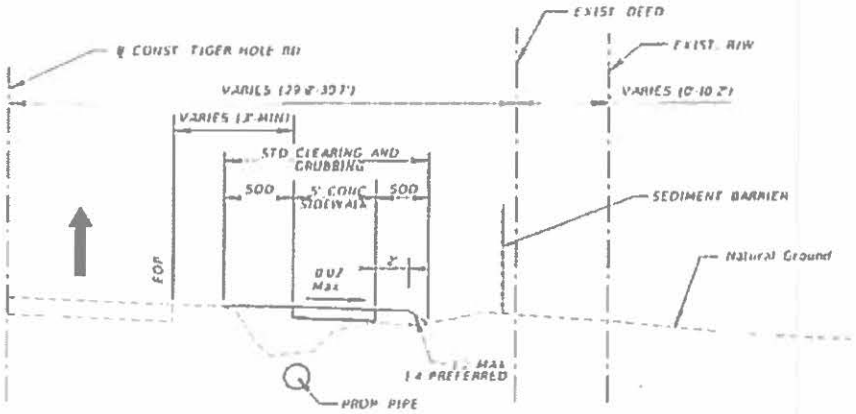

TYPICAL SECTION NO. 2
TIGER HOLE RD
STA. 16+00 TO STA. 16+70
STA. 22+80 TO STA. 23+70
STA. 35+70 TO STA. 36+46.82

	DESIGNED	JC	10/10/2019	HANSON	CITY OF JACKSONVILLE DIVISION OF ENGINEERING AND CONSTRUCTION MANAGEMENT DEPARTMENT OF PUBLIC WORKS	TYPICAL SECTIONS
	DRAWN	IK	10/10/2019			
	REVIEWED	BSM	10/10/2019			

EXHIBIT 1L-1

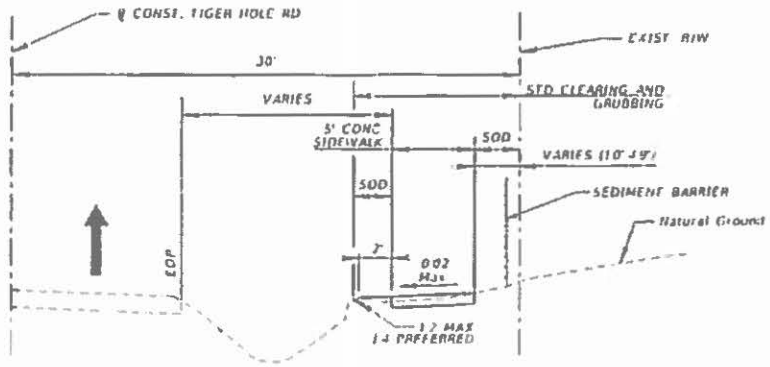

TYPICAL SECTION NO. 3
TIGER HOLE RD
STA. 23+70.00 TO STA. 35+70.00

DESIGNED	JC	10/10/2019	
DRAWN	IK	10/10/2019	
REVIEWED	BSM	10/10/2019	

HANSON

CITY OF JACKSONVILLE
DIVISION OF ENGINEERING AND CONSTRUCTION MANAGEMENT
DEPARTMENT OF PUBLIC WORKS

TYPICAL SECTIONS

5

EXHIBIT LL-1

PROJECT NETWORK CONTROL
TABULATION SHEET

POINT	NORTHING	EASTING	LATITUDE	LONGITUDE	ELEVATION	DESCRIPTION
TBM1	2156523.81	472469.65	N 30°15'51.5357"	W 81°34'54.7576"	24.79	PK NAIL & DISK "CLARY ELEV"
S1	2156590.81	472503.09	N 30°15'52.2005"	W 81°34'54.3802"	25.48	5/8" REBAR & CAP "CLARY TRAV"
S2	2157087.01	472523.24	N 30°15'57.1131"	W 81°34'54.1793"	23.22	5/8" REBAR & CAP "CLARY TRAV"
TBM2	2157801.98	472548.60	N 30°16'04.1913"	W 81°34'53.9319"	23.15	PK NAIL & DISK "CLARY ELEV"
S3	2157834.57	472546.49	N 30°16'04.5138"	W 81°34'53.9578"	22.70	5/8" REBAR & CAP "CLARY TRAV"
S4	2158379.95	472569.09	N 30°16'09.9133"	W 81°34'53.7319"	22.68	5/8" REBAR & CAP "CLARY TRAV"
TBM3	2159147.07	472593.86	N 30°16'17.5077"	W 81°34'53.4942"	13.68	PK NAIL & DISK "CLARY ELEV"
S5	2159201.41	472597.02	N 30°16'18.0457"	W 81°34'53.4614"	13.40	5/8" REBAR & CAP "CLARY TRAV"

GENERAL NOTES

1. COORDINATES SHOWN HEREON ARE BASED ON THE FLORIDA STATE PLANE COORDINATE SYSTEM EAST ZONE 1983 NORTH AMERICAN DATUM 2011 ADJUSTMENT
2. ELEVATIONS SHOWN HEREON ARE BASED ON THE NORTH AMERICAN VERTICAL DATUM OF 1988

Michael J. Colligan PSM
Professional Surveyor And Mapper No. 6788
3830 Crown Point Road
Jacksonville Florida 32257
Date: July 11 2019

Clary & Associates
PROFESSIONAL SURVEYORS & MAPPERS
LB NO. 3731
3830 CROWN POINT ROAD
JACKSONVILLE, FLORIDA 32257
(904) 260-2703
WWW.CLARYASSOC.COM

EXHIBIT LL-1

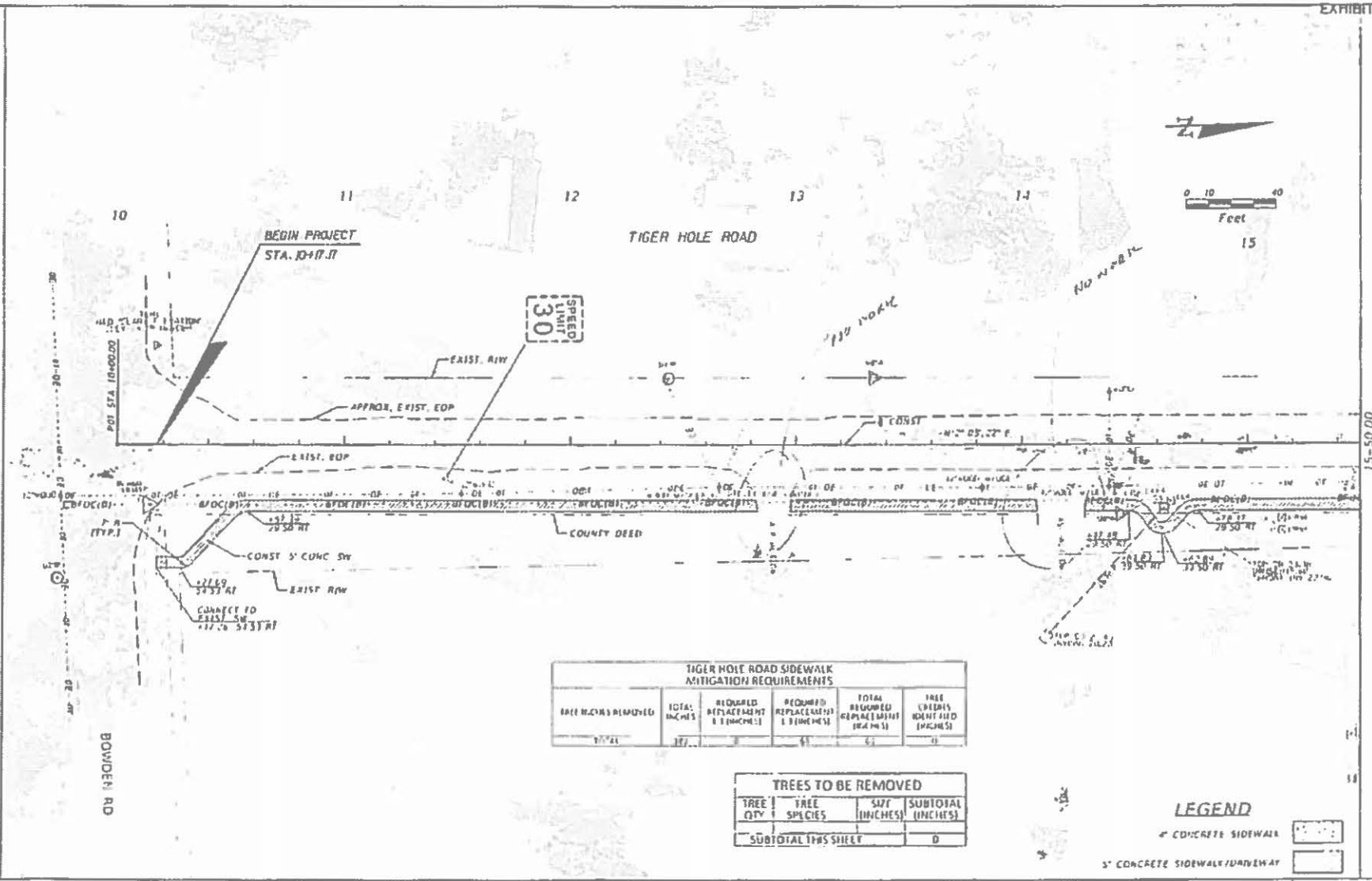

TIGER HOLE ROAD SIDEWALK MITIGATION REQUIREMENTS					
TREE INCHES REMOVED	TOTAL INCHES	REQUIRED REPLACEMENT 1:1 (INCHES)	REQUIRED REPLACEMENT 1:1 (INCHES)	TOTAL REQUIRED REPLACEMENT (INCHES)	TREE CREDITS IDENTIFIED (INCHES)
[illegible]	[illegible]	[illegible]	[illegible]	[illegible]	0

TREES TO BE REMOVED			
TREE QTY	TREE SPECIES	SIZE (INCHES)	SUBTOTAL (INCHES)
SUBTOTAL THIS SHEET			0

DESIGNED	JC	10/10/2019	
DRAWN	JK	10/10/2019	
REVIEWED	BSM	10/10/2019	

HANSON

CITY OF JACKSONVILLE
DIVISION OF ENGINEERING AND CONSTRUCTION MANAGEMENT
DEPARTMENT OF PUBLIC WORKS

PLAN

2

EXHIBIT LL-1

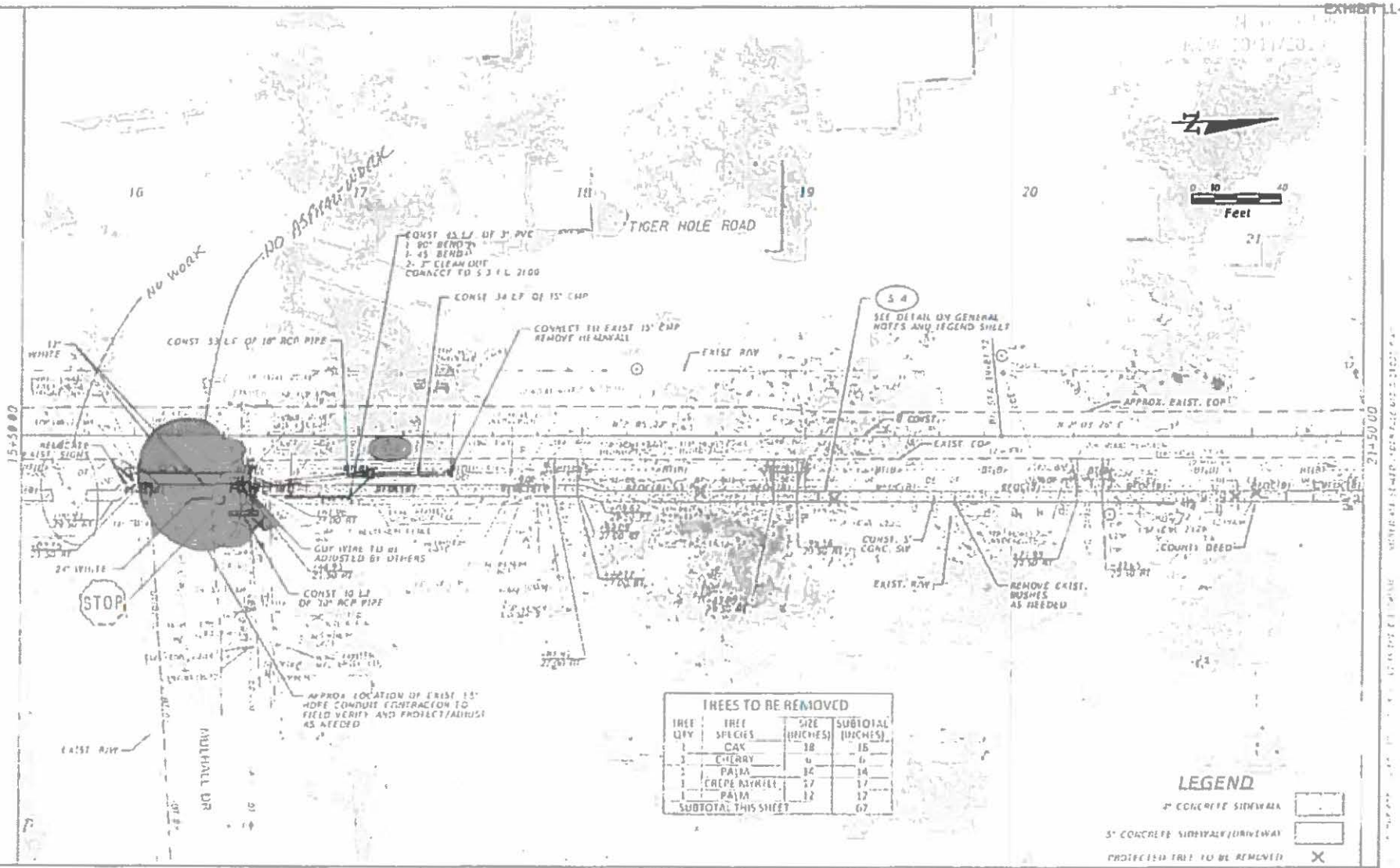

TREES TO BE REMOVED

TREE QTY	TREE SPECIES	SIZE (INCHES)	SUBTOTAL (INCHES)
1	OAK	18	18
1	CHERRY	6	6
1	PALM	14	14
1	CREPE MYRTLE	17	17
1	PALM	12	12
SUBTOTAL THIS SHEET			67

LEGEND

4" CONCRETE SIDEWALK

5" CONCRETE SIDEWALK/DRIVEWAY

PROTECTED TREE TO BE REMOVED X

DESIGNED	JC	10/10/2019	
DRAWN	IK	10/10/2019	
REVIEWED:	BSM	10/10/2019	

HANSON

CITY OF JACKSONVILLE
DIVISION OF ENGINEERING AND CONSTRUCTION MANAGEMENT
DEPARTMENT OF PUBLIC WORKS

PLAN

8

EXHIBIT LL-1

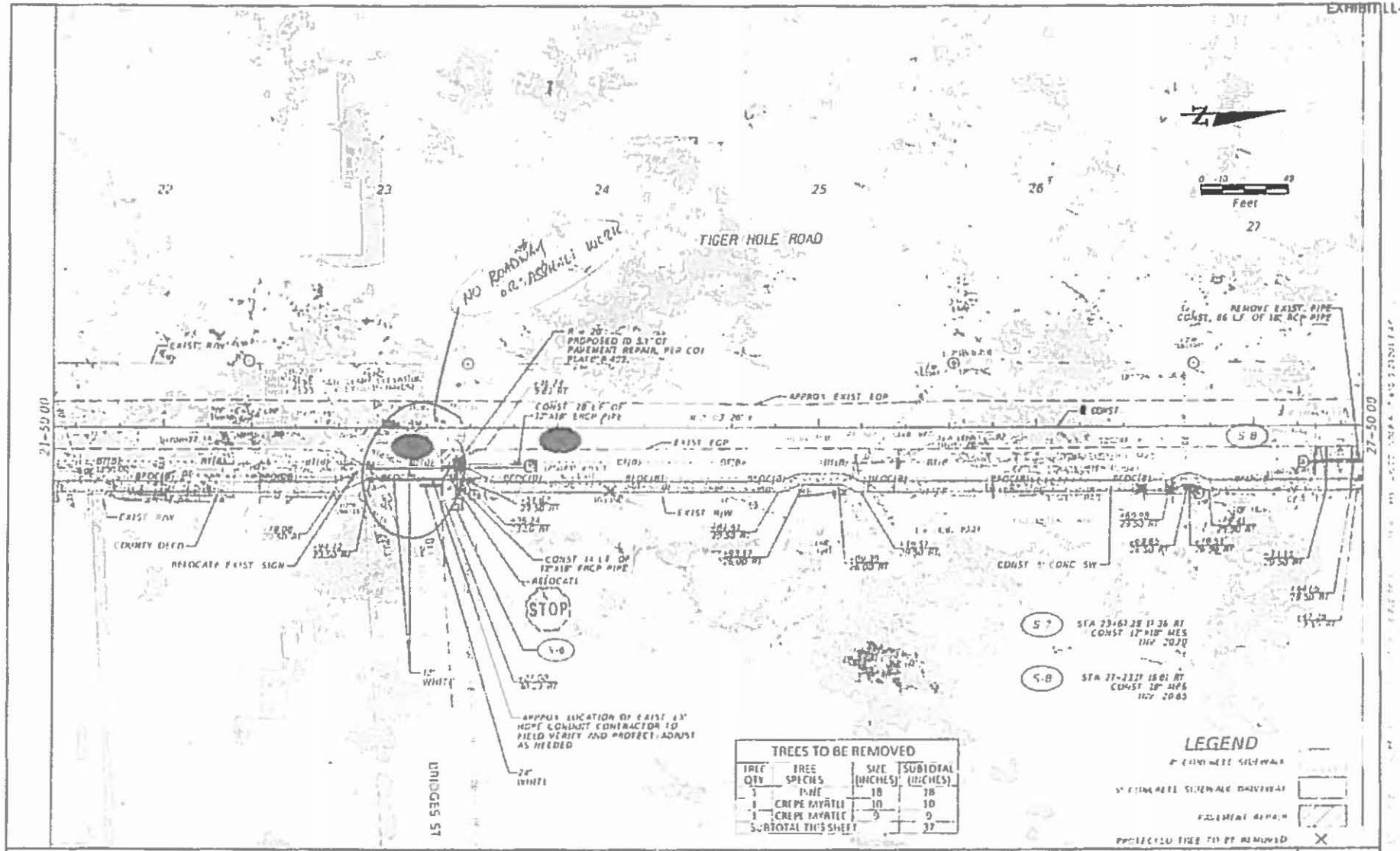

TREES TO BE REMOVED			
TREE QTY	TREE SPECIES	SIZE (INCHES)	SUBTOTAL (INCHES)
1	PINE	18	18
1	CREPE MYRTLE	10	10
1	CREPE MYRTLE	9	9
SUBTOTAL THIS SHEET			37

DESIGNED	JC	10/13/2019
DRAWN	JK	10/13/2019
REVIEWED	GSM	10/13/2019

HANSON

CITY OF JACKSONVILLE
DIVISION OF ENGINEERING AND CONSTRUCTION MANAGEMENT
DEPARTMENT OF PUBLIC WORKS

PLAN

EXHIBIT LL-1

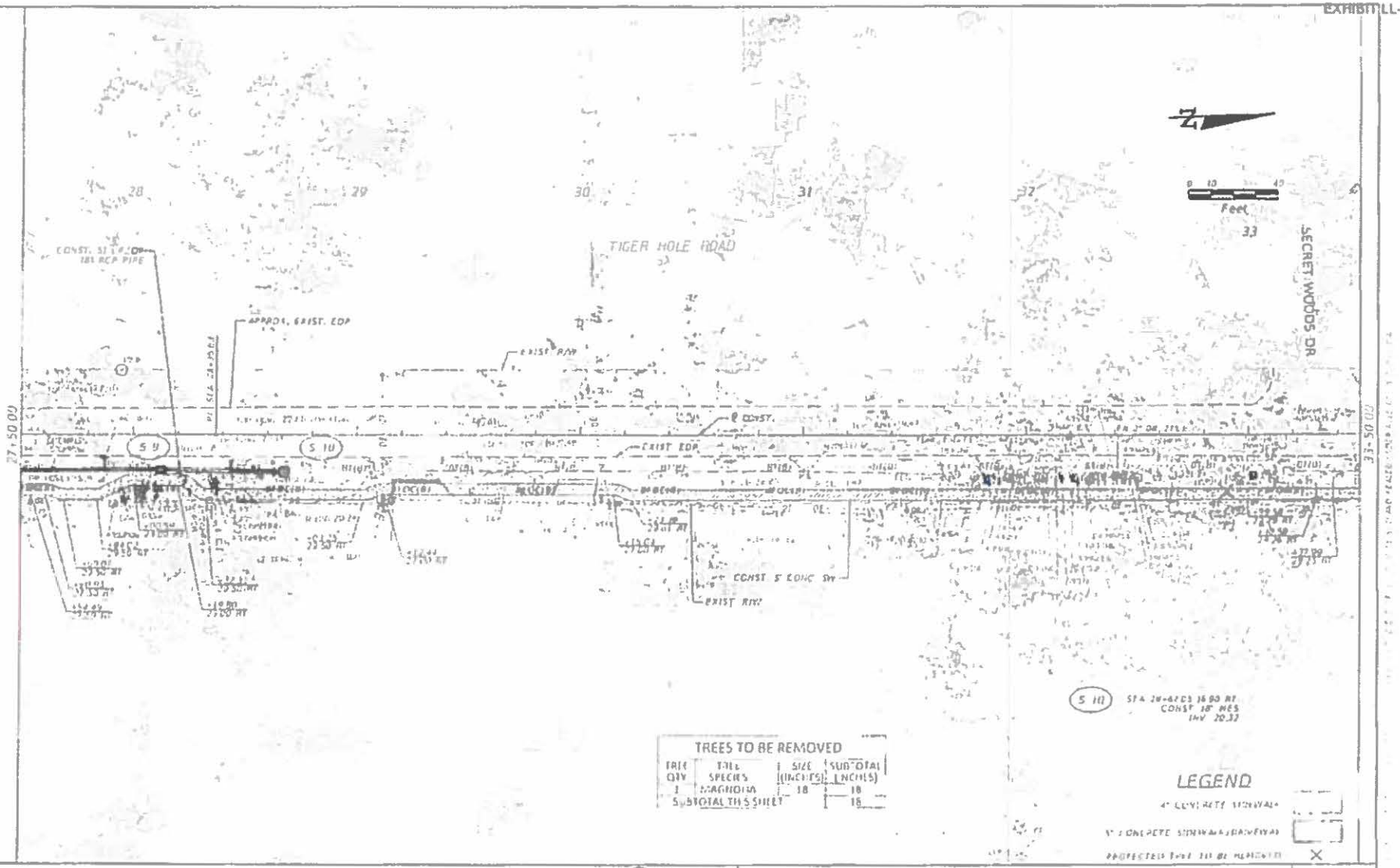

TREES TO BE REMOVED

TREE QTY	TREE SPECIES	SIZE (INCHES)	SUB-TOTAL (INCHES)
1	MAGNOLIA	18	18
SUBTOTAL THIS SHEET			18

DESIGNED	JC	10/10/2019
DRAWN	IK	10/10/2019
REVIEWED	BSM	10/10/2019

HANSON

CITY OF JACKSONVILLE
DIVISION OF ENGINEERING AND
CONSTRUCTION MANAGEMENT
DEPARTMENT OF PUBLIC WORK

PLAN

EXHIBIT LL-1

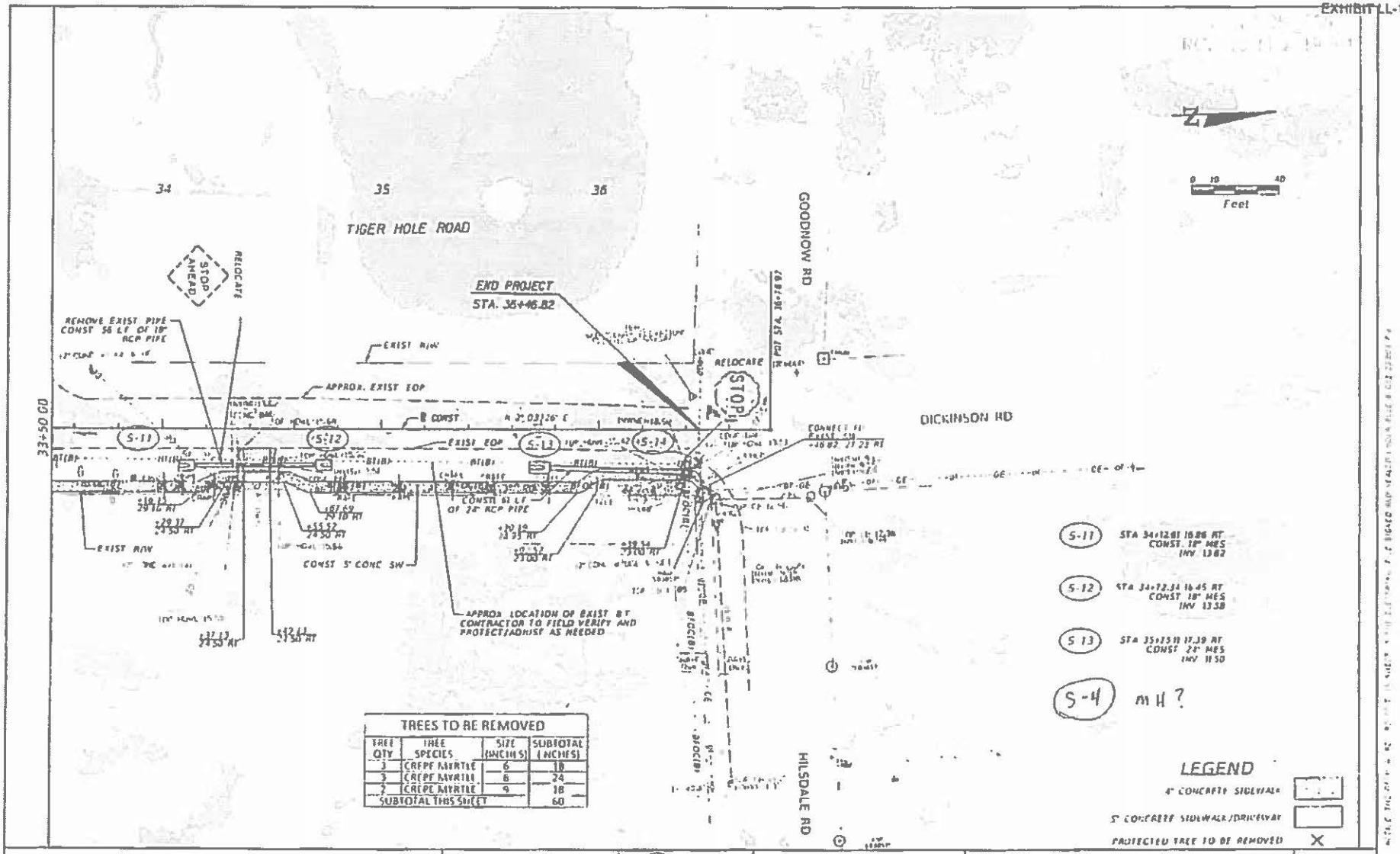

TREES TO BE REMOVED

TREE QTY	TREE SPECIES	SIZE (INCHES)	SUBTOTAL (INCHES)
3	CREPE MYRTLE	6	18
3	CREPE MYRTLE	8	24
2	CREPE MYRTLE	9	18
SUBTOTAL THIS SHEET			60

DESIGNED	JC	10/10/2019
DRAWN	IK	10/10/2019
REVIEWED	BSM	10/10/2019

HANSON

CITY OF JACKSONVILLE
DIVISION OF ENGINEERING AND CONSTRUCTION MANAGEMENT
DEPARTMENT OF PUBLIC WORKS

PLAN

11

EXHIBIT L-1

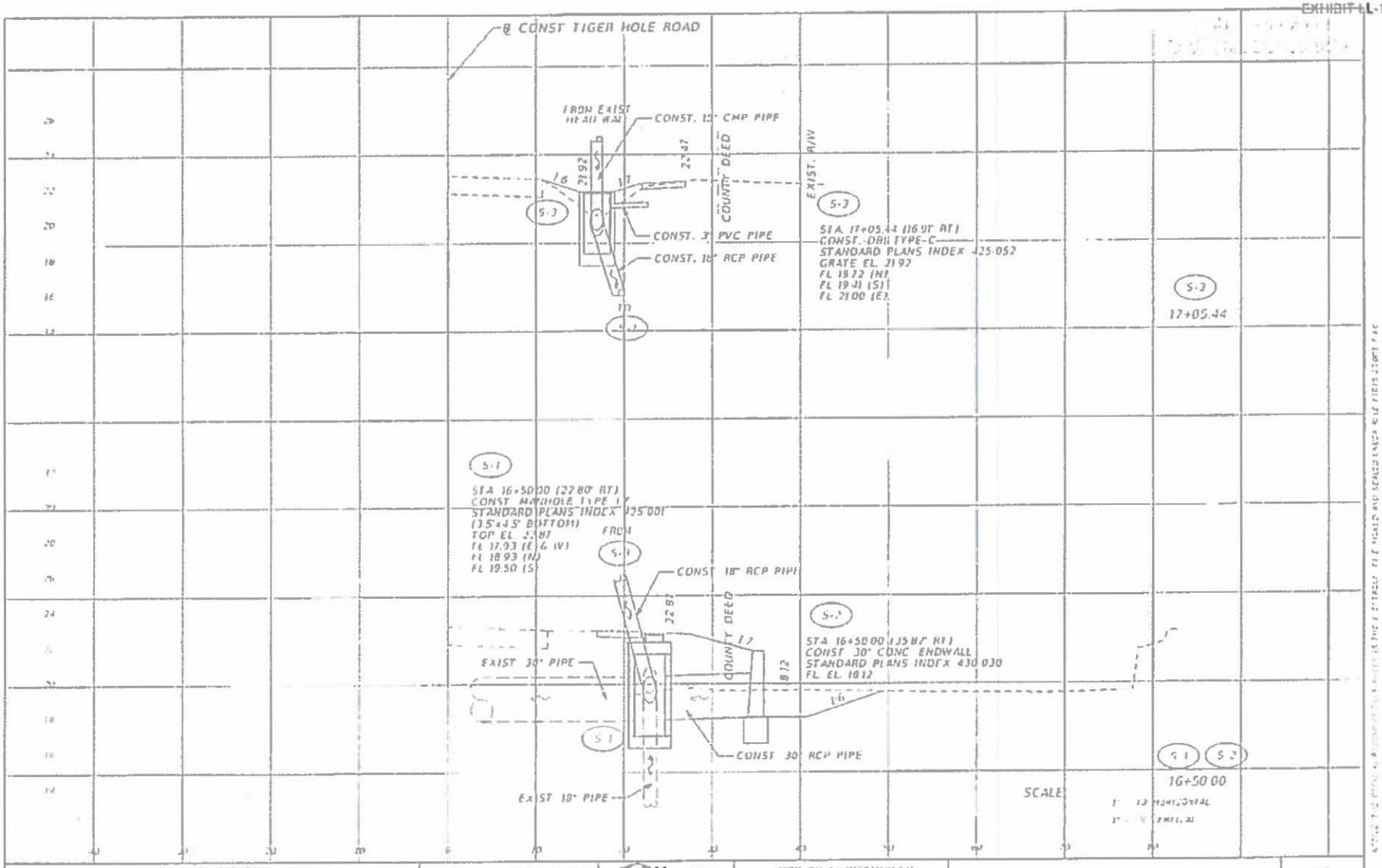

DESIGNED	JC	08/22/2019	HANSON	CITY OF JACKSONVILLE DIVISION OF ENGINEERING AND CONSTRUCTION MANAGEMENT DEPARTMENT OF PUBLIC WORKS
DRAWN	IK	08/22/2019		
REVIEWED	BSM	08/22/2019		

DRAINAGE STRUCTURES

12

EXHIBIT LL-1

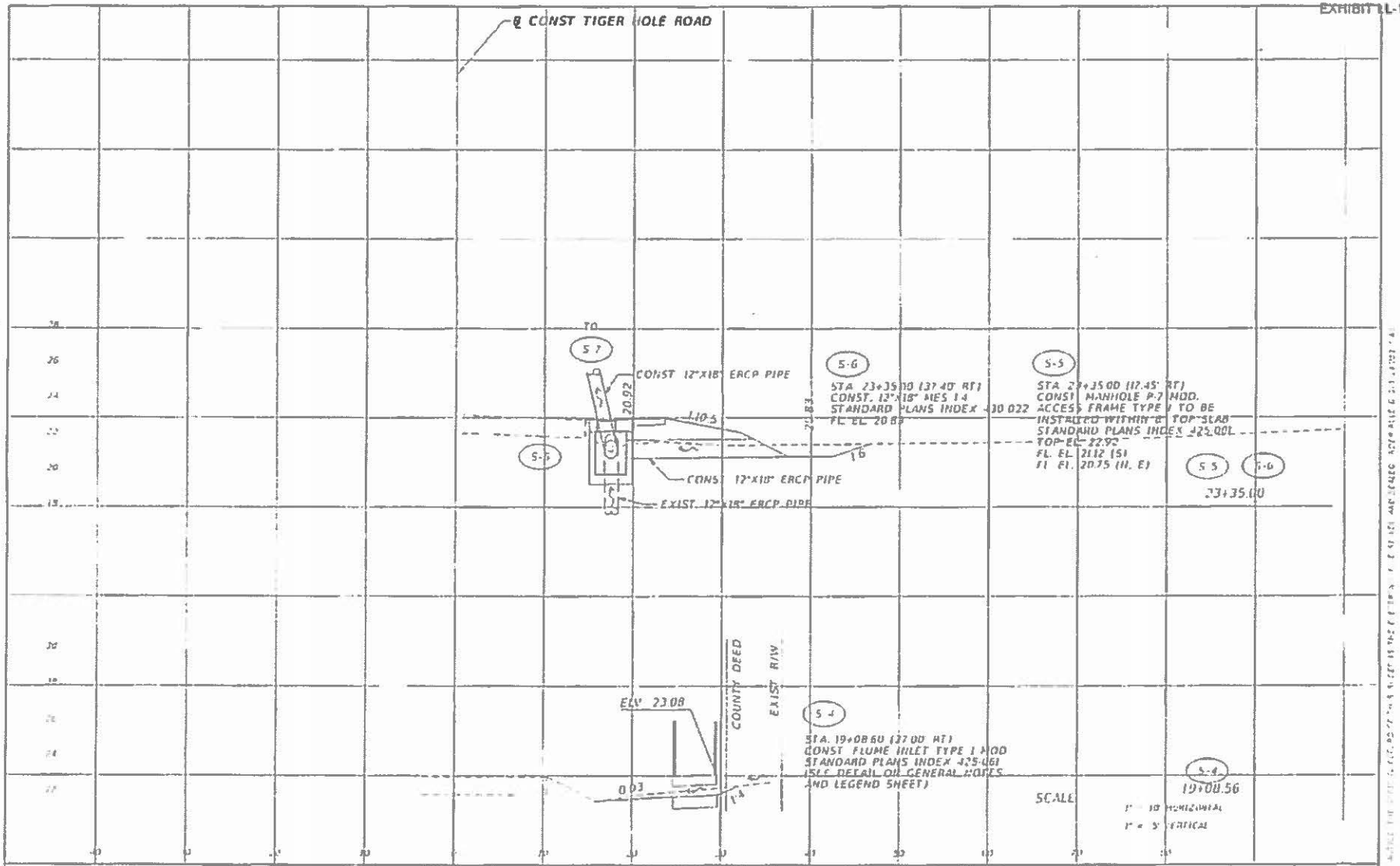

DESIGNED	JC	08/22/2019	HANSON	CITY OF JACKSONVILLE DIVISION OF ENGINEERING AND CONSTRUCTION MANAGEMENT DEPARTMENT OF PUBLIC WORKS	DRAINAGE STRUCTURES
DRAWN	IK	08/22/2019			13
REVIEWED	BSM	08/22/2019			

EXHIBIT L-1

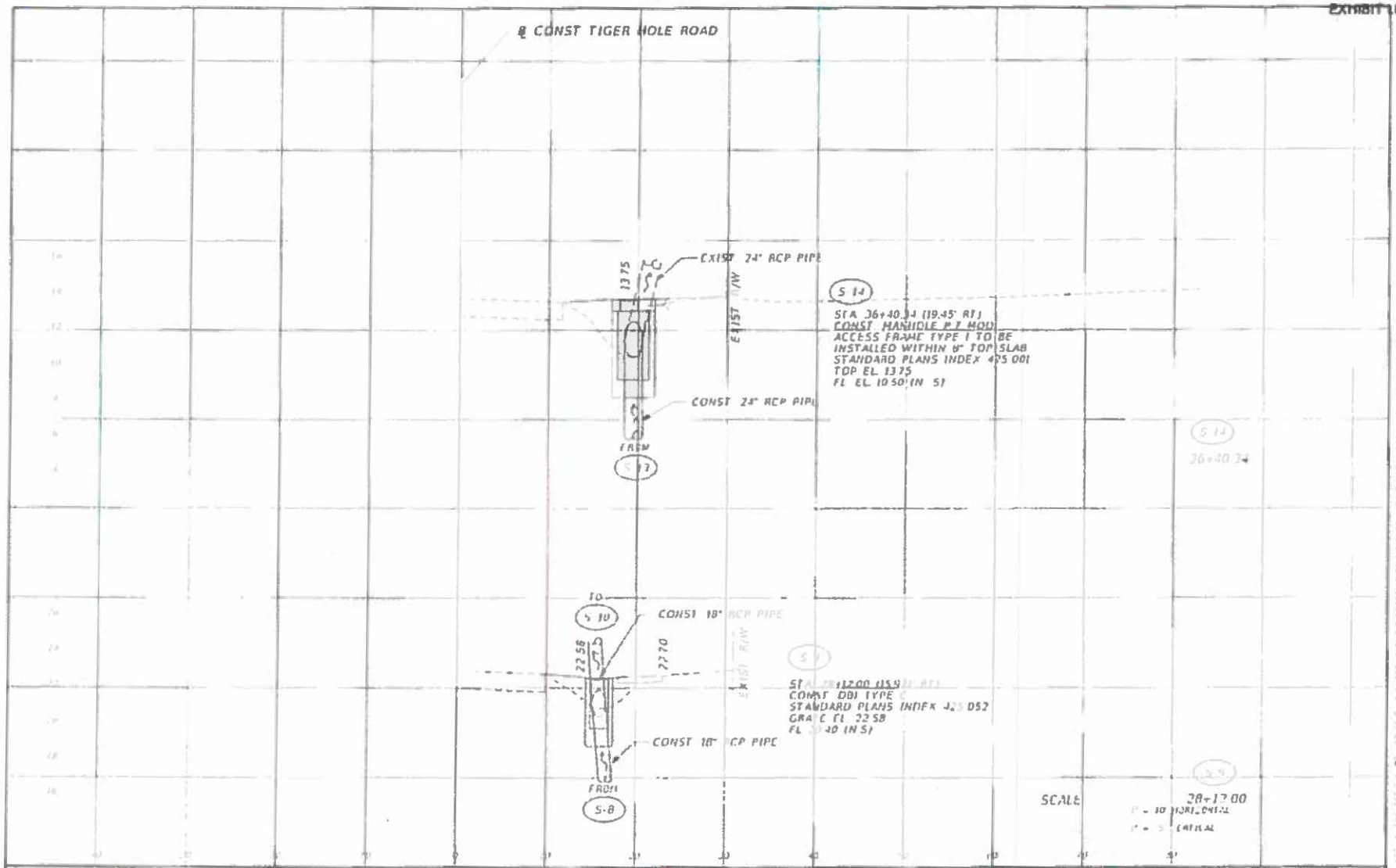

DESIGNED	JC	08/22/2019	HANSON	CITY OF JACKSONVILLE DIVISION OF ENGINEERING AND CONSTRUCTION MANAGEMENT DEPARTMENT OF PUBLIC WORKS	DRAINAGE STRUCTURES
DRAWN	IK	08/22/2019			
REVIEWED	BSM	08/22/2019			

EXHIBIT DL-1

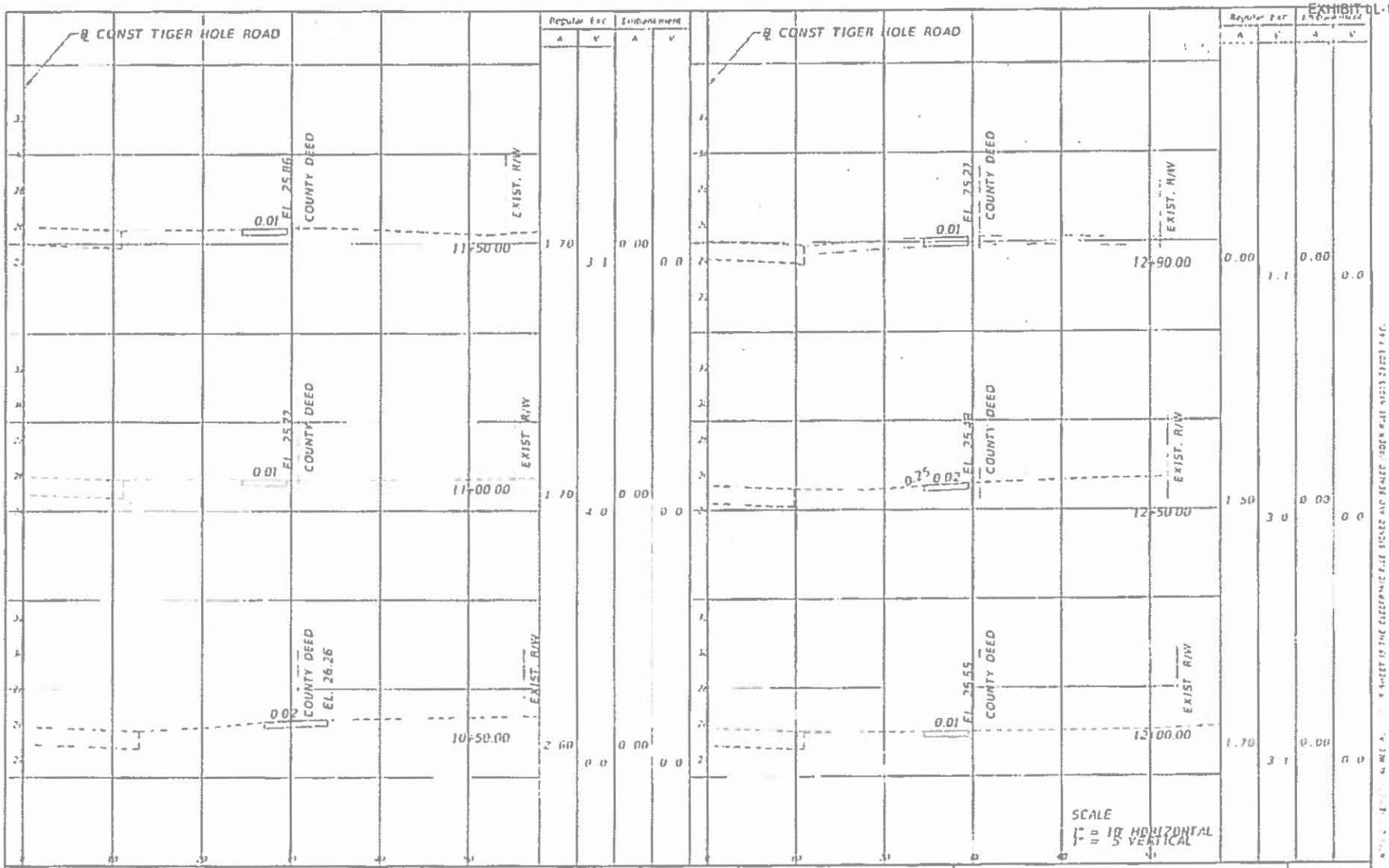

Regular Exc		Embankment	
A	V	A	V
1.70	3.1	0.00	0.0
1.70	4.0	0.00	0.0
2.60	0.0	0.00	0.0

Regular Exc		Embankment	
A	V	A	V
0.00	1.1	0.00	0.0
1.50	3.0	0.00	0.0
1.70	3.1	0.00	0.0

DESIGNED	JC	08/22/2019
DRAWN	JK	08/22/2019
REVIEWED	BSM	08/22/2019

HANSON

CITY OF JACKSONVILLE
DIVISION OF ENGINEERING AND
CONSTRUCTION MANAGEMENT
DEPARTMENT OF PUBLIC WORKS

CROSS SECTIONS

15

EXHIBIT LL-1

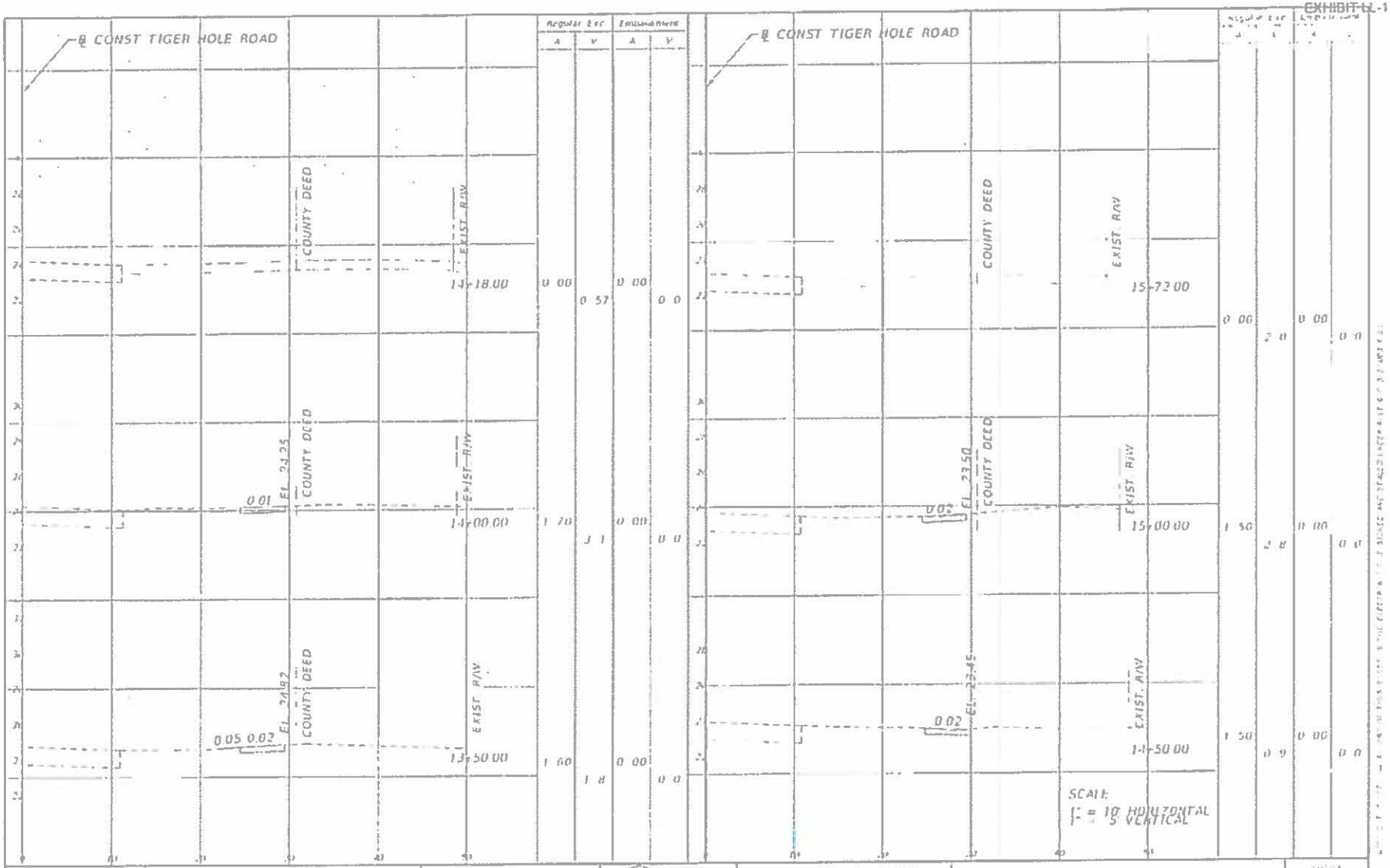

DESIGNED	JC	08/22/2019	HANSON	CITY OF JACKSONVILLE DIVISION OF ENGINEERING AND CONSTRUCTION MANAGEMENT DEPARTMENT OF PUBLIC WORKS	CROSS SECTIONS
DRAWN	IK	08/22/2019			
REVIEWED	BSM	08/22/2019			

16

EXHIBIT TL-1

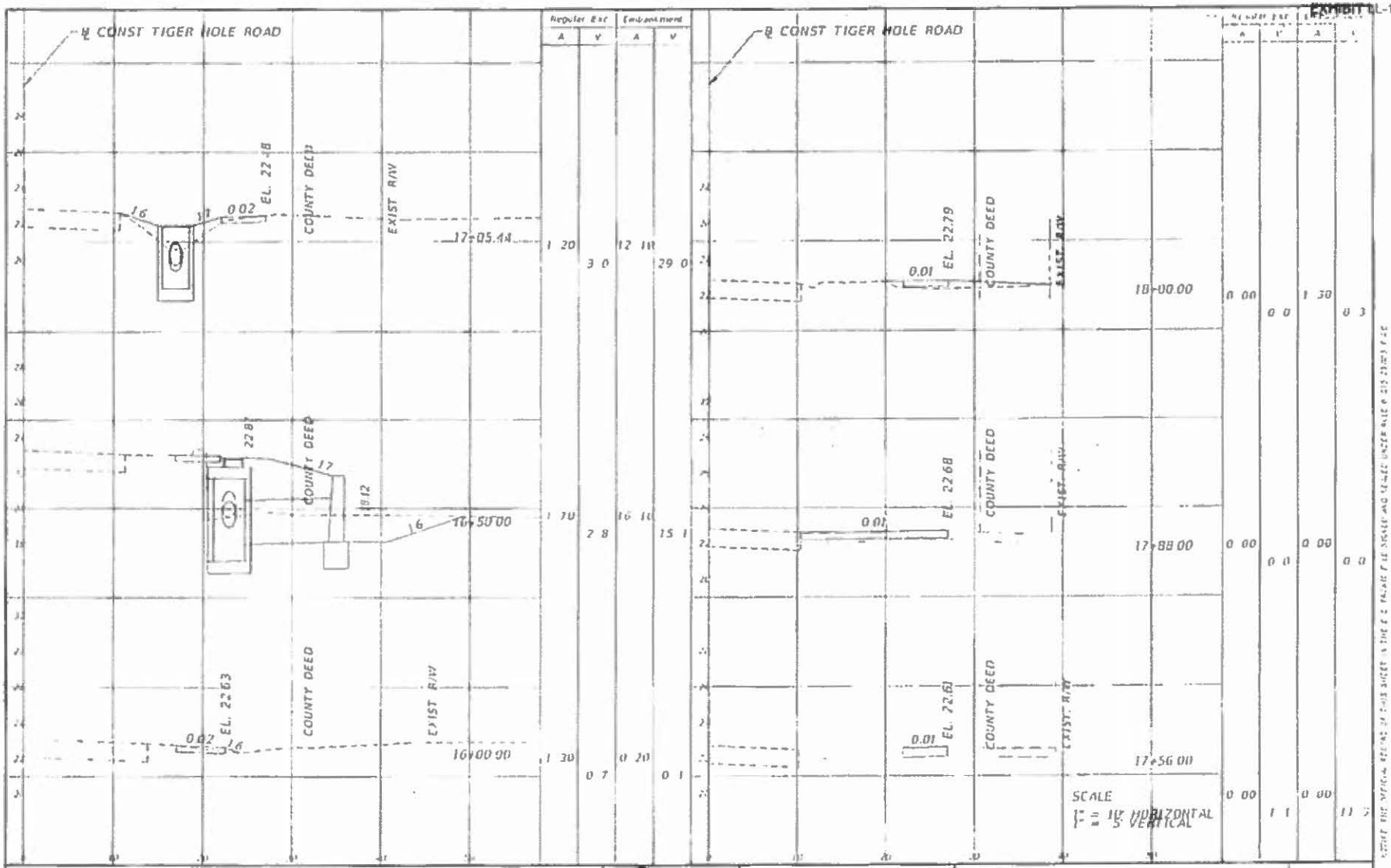

DESIGNED	JC	08/22/2019	HANSON
DRAWN	JK	08/22/2019	
REVIEWED	BSM	08/22/2019	

CITY OF JACKSONVILLE
DIVISION OF ENGINEERING AND CONSTRUCTION MANAGEMENT
DEPARTMENT OF PUBLIC WORKS

CROSS SECTIONS

17

EXHIBIT LL-1

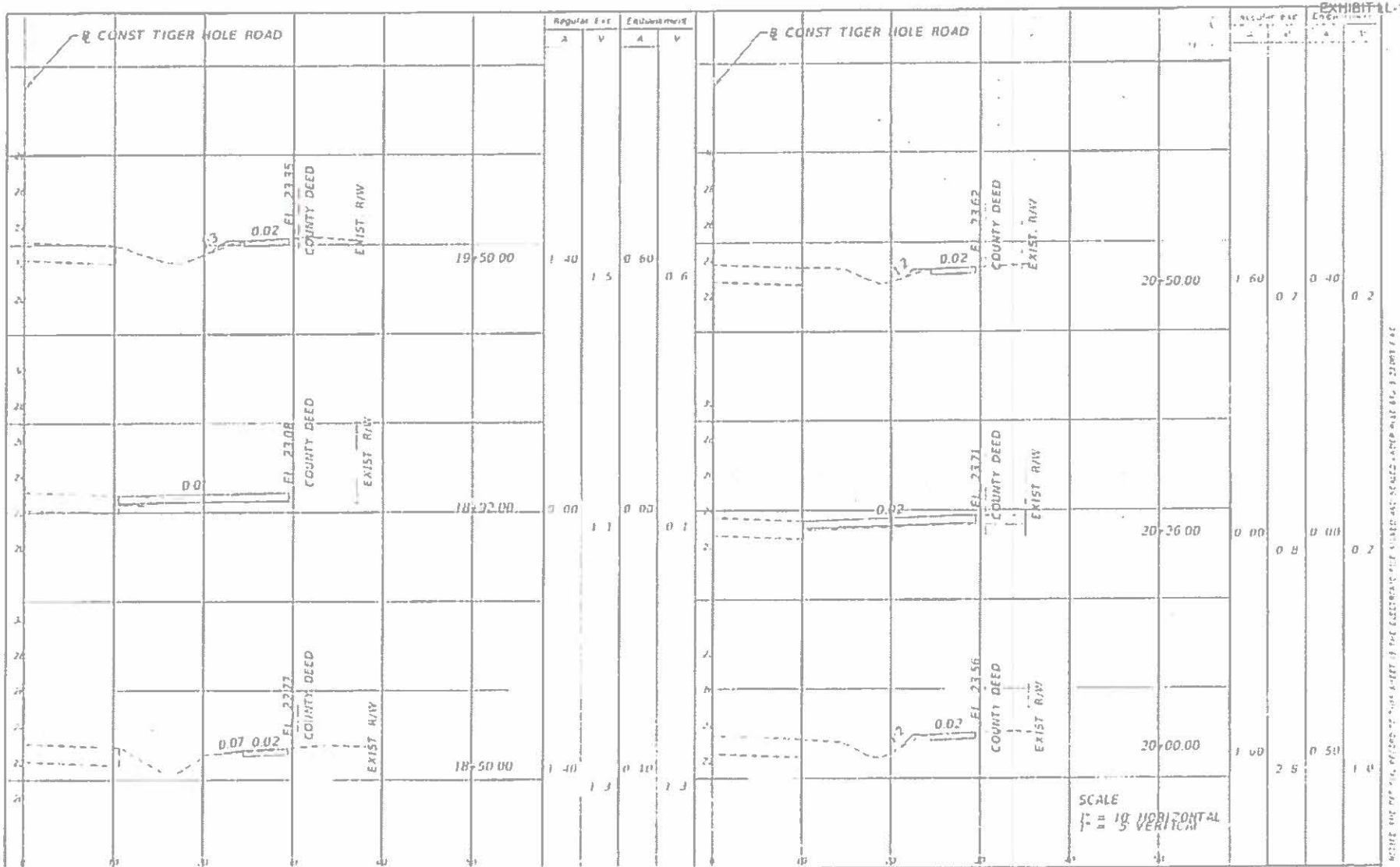

DESIGNED	JC	08/22/2019	HANSON
DRAWN	IK	08/22/2019	
REVIEWED	BSM	08/22/2019	

CITY OF JACKSONVILLE
DIVISION OF ENGINEERING AND
CONSTRUCTION MANAGEMENT
DEPARTMENT OF PUBLIC WORKS

CROSS SECTIONS

18

EXHIBIT LL-1

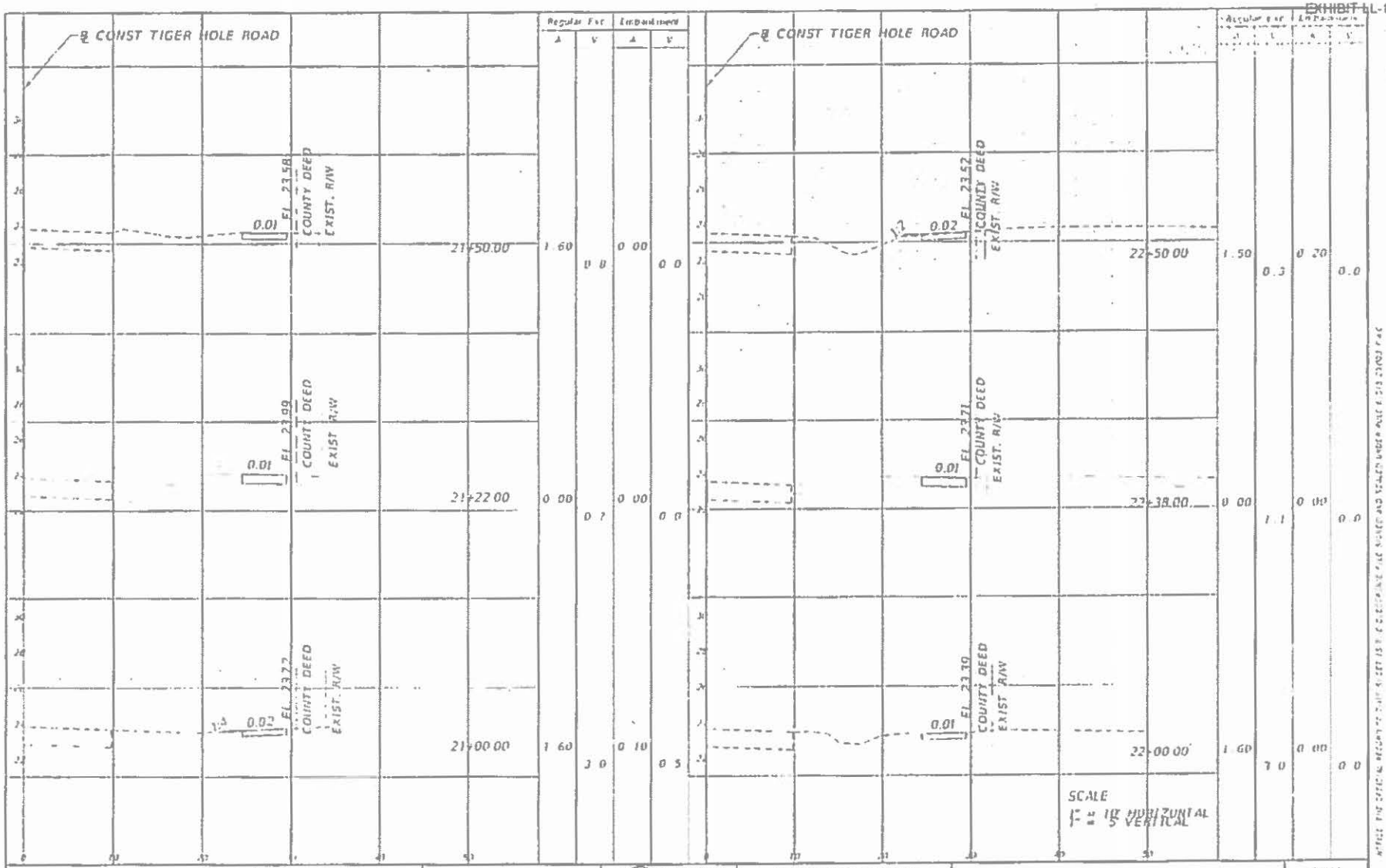

DESIGNED	JC	06/22/2019	
DRAWN	JK	06/22/2019	
REVIEWED	BSM	06/22/2019	

HANSON

CITY OF JACKSONVILLE
DIVISION OF ENGINEERING AND
CONSTRUCTION MANAGEMENT
DEPARTMENT OF PUBLIC WORKS

CROSS SECTIONS

SHEET NO. 19

EXHIBIT LL-1

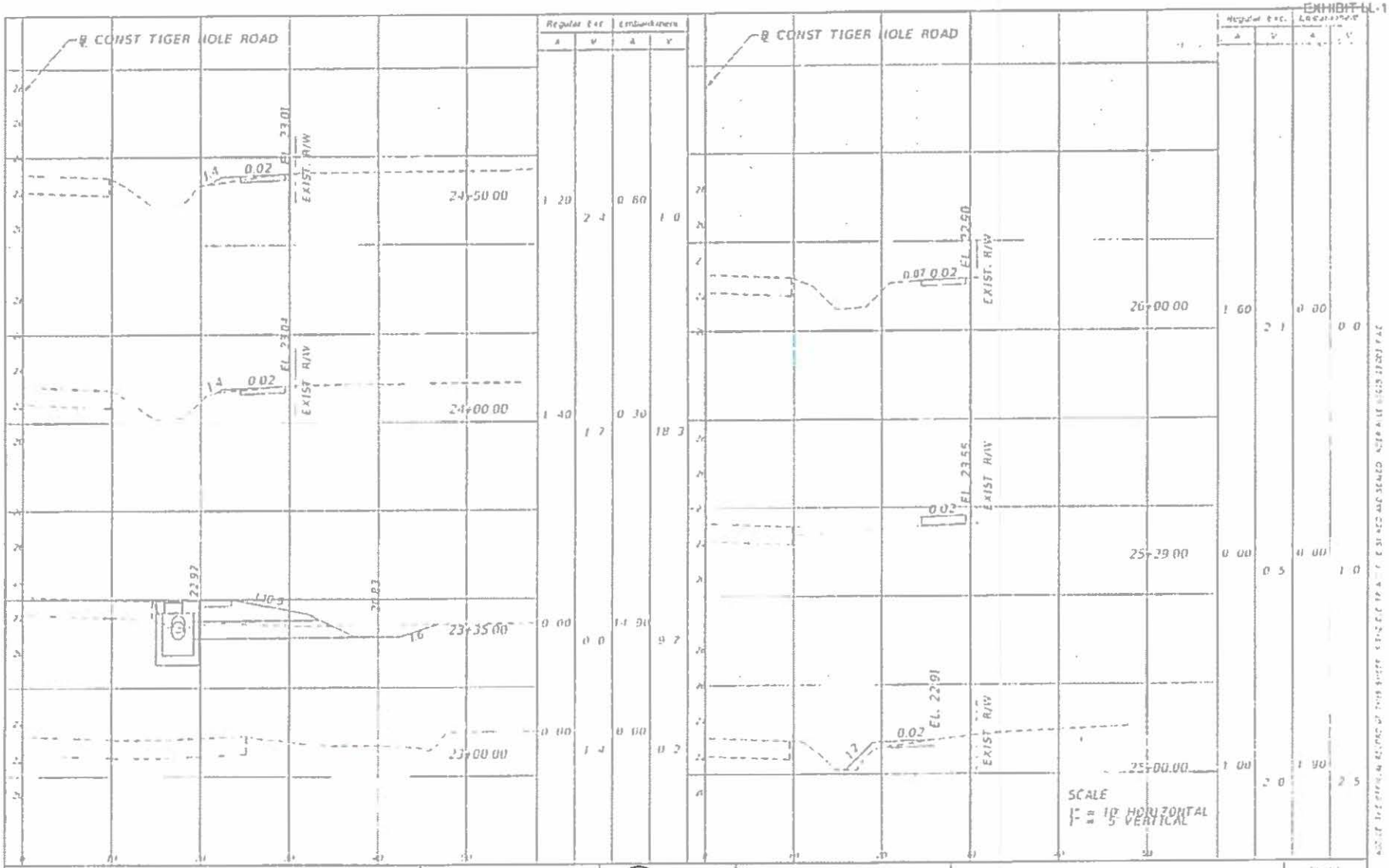

DESIGNED	JC	08/22/2019	HANSON
DRAWN	DK	08/22/2019	
REVIEWED	BSM	08/22/2019	

CITY OF JACKSONVILLE
DIVISION OF ENGINEERING AND
CONSTRUCTION MANAGEMENT
DEPARTMENT OF PUBLIC WORKS

CROSS SECTIONS

SHEET 20

EXHIBIT CL-1

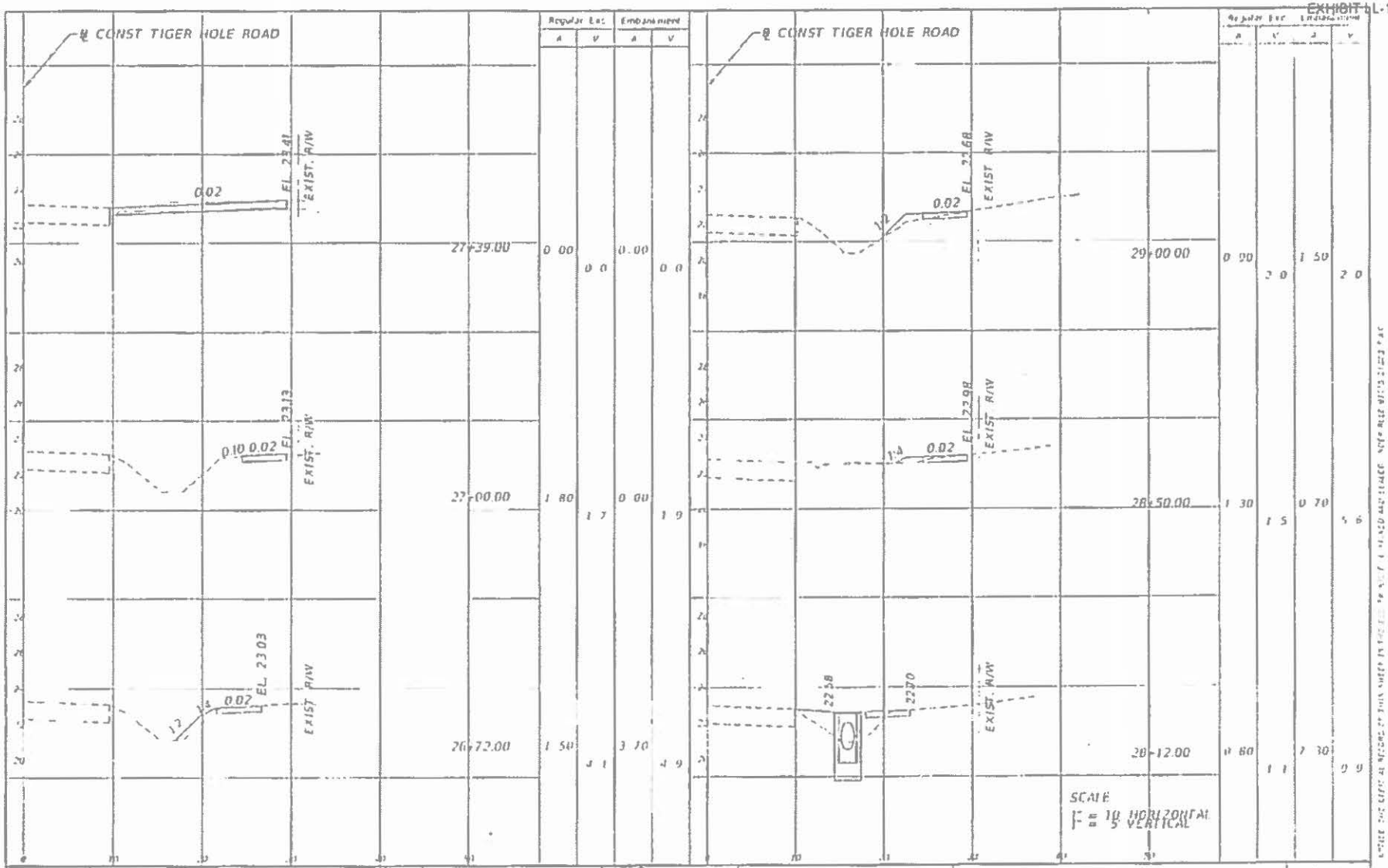

	Regular Est.		Embankment	
	A	V	A	V
27+39.00	0.00	0.0	0.00	0.0
27+00.00	1.80	1.7	0.00	1.9
26+72.00	1.50	4.1	3.70	4.9

	Regular Est.		Embankment	
	A	V	A	V
29+00.00	0.90	2.0	1.50	2.0
28+50.00	1.30	1.5	0.70	5.6
28+12.00	0.80	1.1	7.30	0.9

DESIGNED	JC	08/22/2019	
DRAWN	IK	08/22/2019	
REVIEWED	BSM	08/22/2019	

HANSON

CITY OF JACKSONVILLE
DIVISION OF ENGINEERING AND
CONSTRUCTION MANAGEMENT
DEPARTMENT OF PUBLIC WORKS

CROSS SECTIONS

Sheet 4

21

EXHIBIT L-1

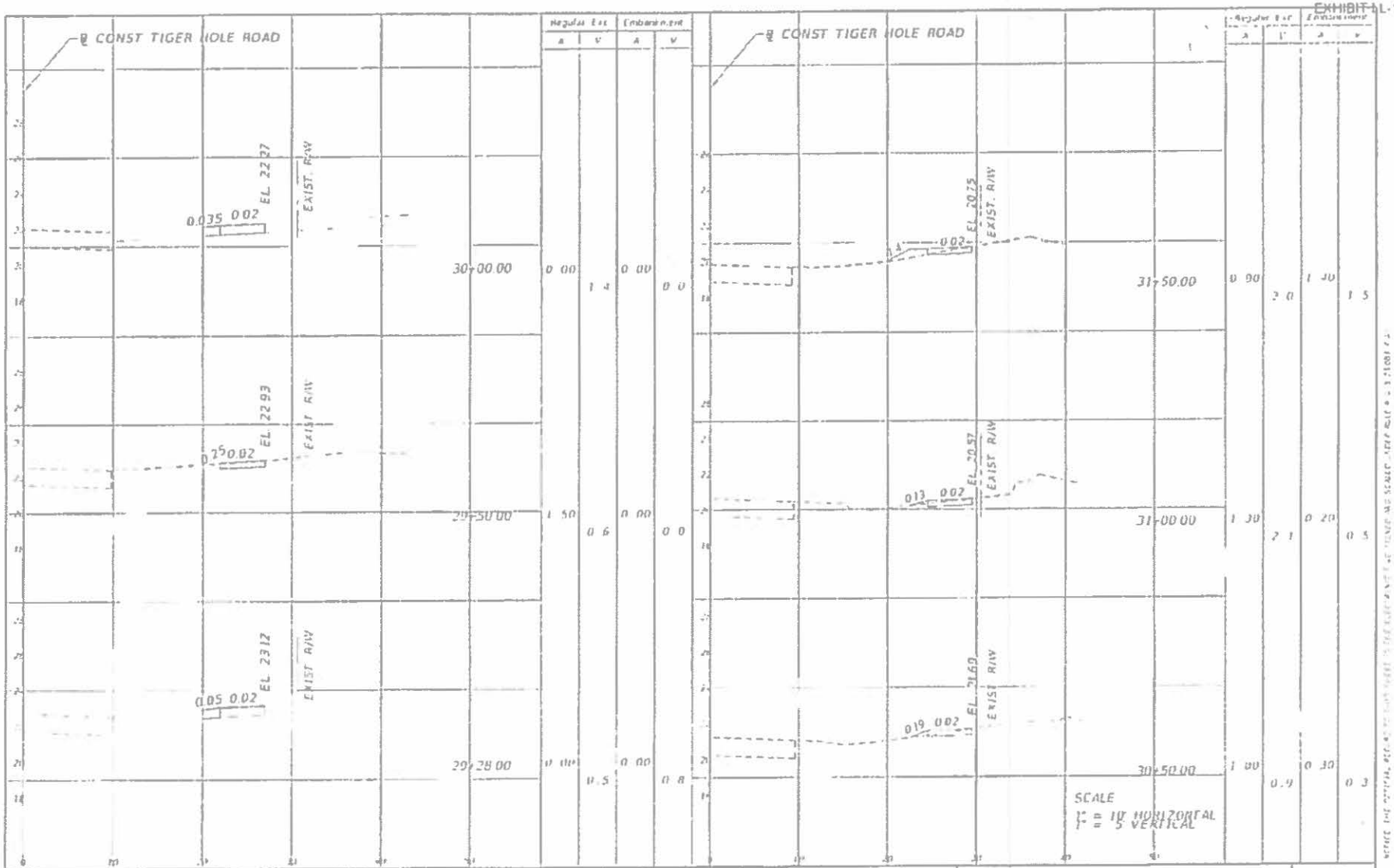

DESIGNED	JC	08/22/2019	HANSON
DRAWN	IK	08/22/2019	
REVIEWED	BSM	08/22/2019	

CITY OF JACKSONVILLE
DIVISION OF ENGINEERING AND
CONSTRUCTION MANAGEMENT
DEPARTMENT OF PUBLIC WORKS

CROSS SECTIONS

22

EXHIBIT L-1

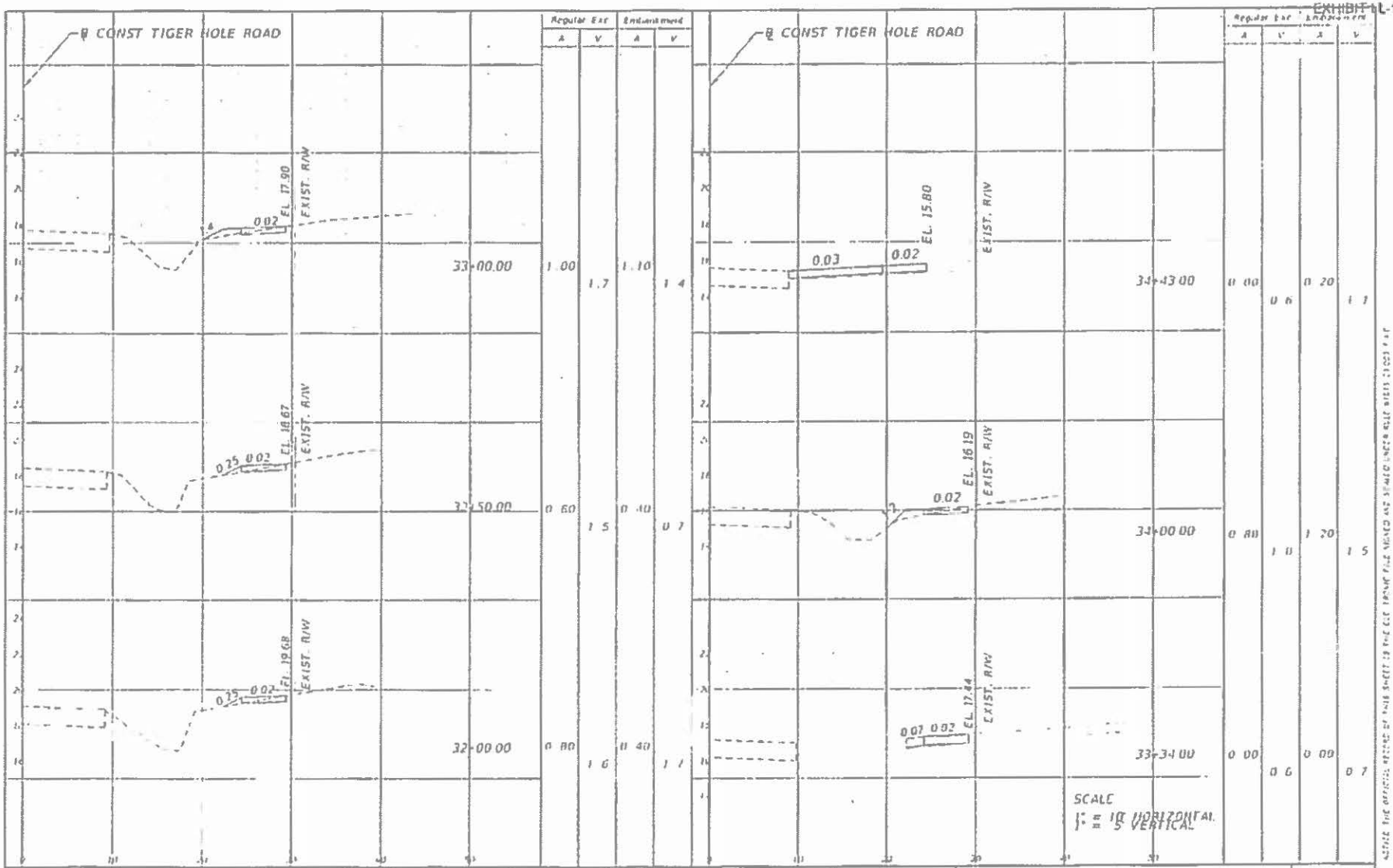

DESIGNED	JC	08/22/2019	
DRAWN	IK	08/22/2019	
REVIEWED	BSM	08/22/2019	

HANSON

CITY OF JACKSONVILLE
DIVISION OF ENGINEERING AND CONSTRUCTION MANAGEMENT
DEPARTMENT OF PUBLIC WORKS

CROSS SECTIONS

SHEET 23

EXHIBIT L-1

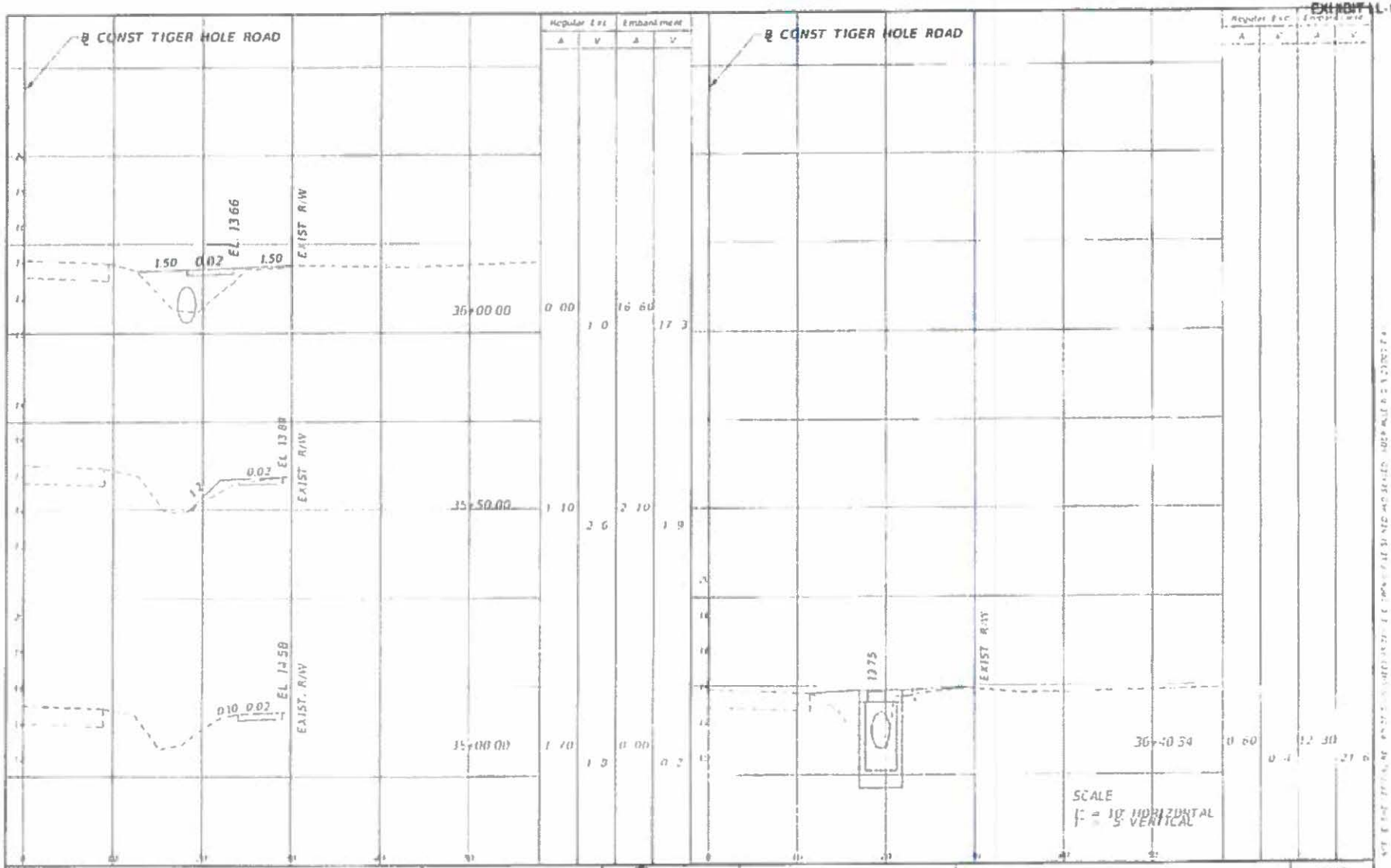

DESIGNED	JC	08/22/2019
DRAWN	IK	08/22/2019
REVIEWED	BSM	08/22/2019

HANSON

CITY OF JACKSONVILLE
DIVISION OF ENGINEERING AND
CONSTRUCTION MANAGEMENT
DEPARTMENT OF PUBLIC WORKS

CROSS SECTIONS

EXHIBIT LL-1

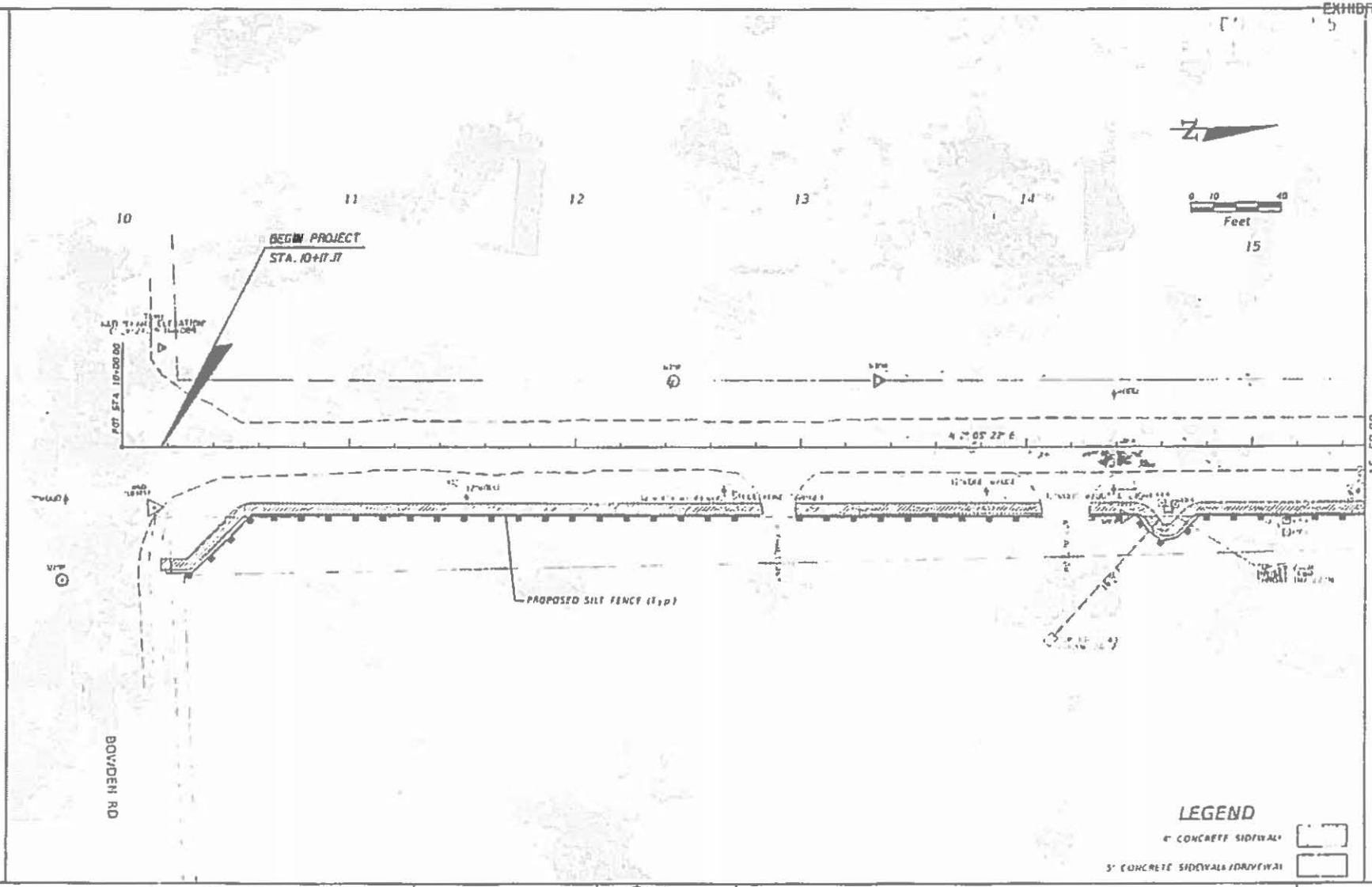

		DESIGNED	JC	10/10/2019	HANSON	CITY OF JACKSONVILLE DIVISION OF ENGINEERING AND CONSTRUCTION MANAGEMENT DEPARTMENT OF PUBLIC WORKS	EROSION CONTROL PLAN	25
		DRAWN	IK	10/10/2019				
		REVIEWED	BSM	10/10/2019				

EXHIBIT LL-1

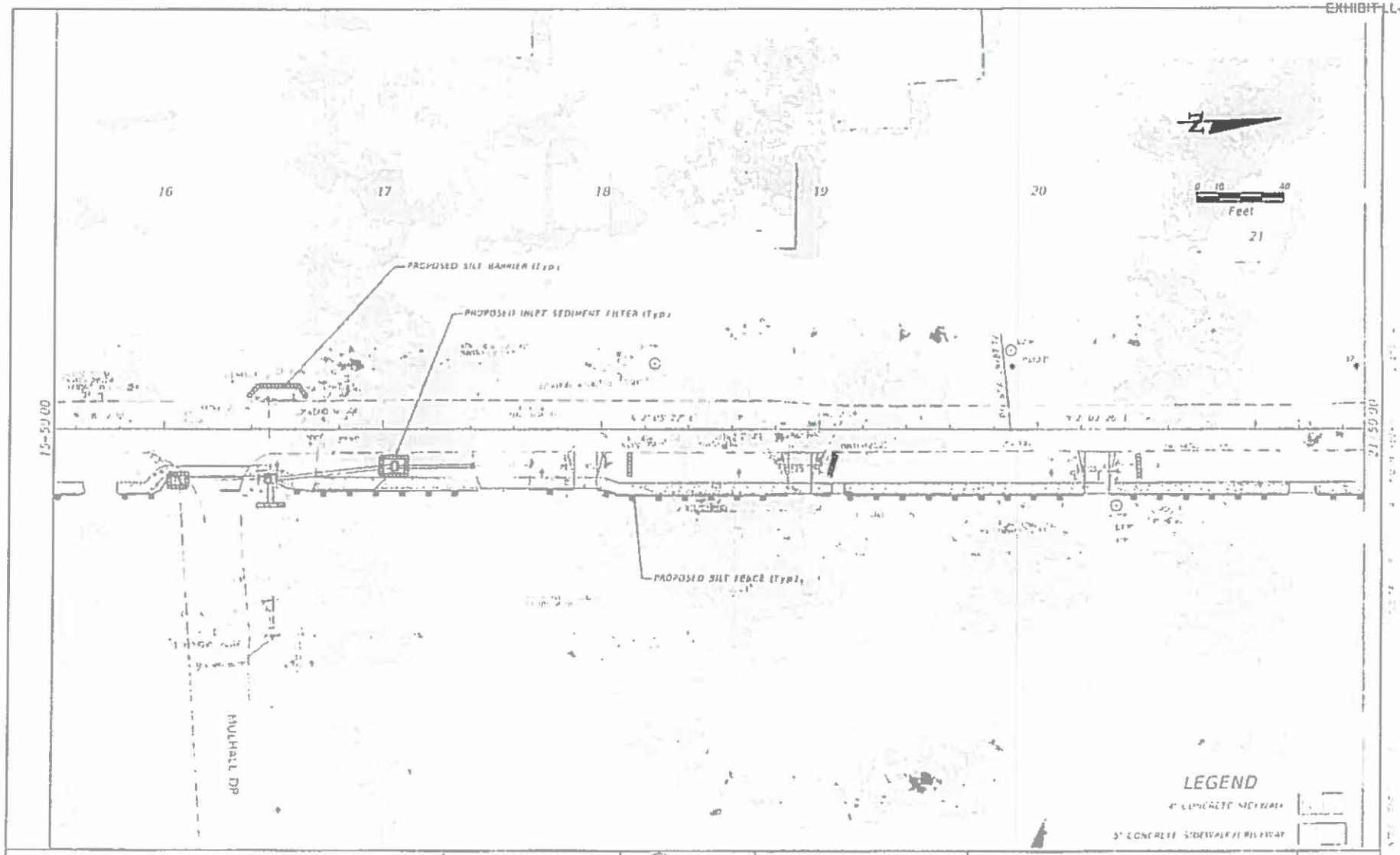

DESIGNED	JC	10/10/2019	HANSON	CITY OF LAUDERDALE DIVISION OF ENGINEERING AND CONSTRUCTION MANAGEMENT DEPARTMENT OF PUBLIC WORKS	EROSION CONTROL PLAN
DRAWN	JK	10/10/2019			
REVIEWED	BSM	10/10/2019			

EXHIBIT LL-1

CDN. 6256 205
RCV: 10/11/2019 9:1

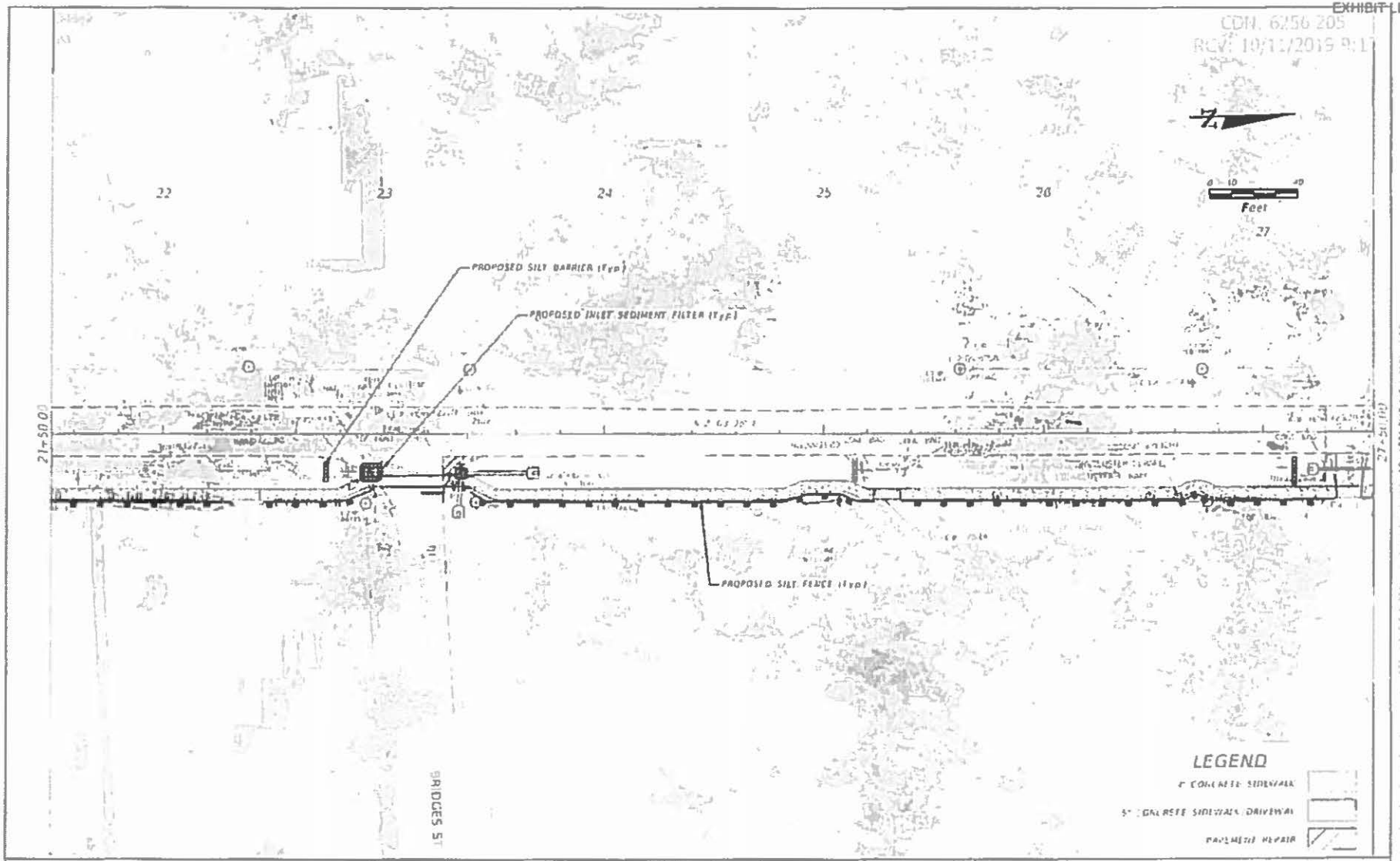

		DESIGNED	JC	10/10/2019	HANSON
		DRAWN	IK	10/10/2019	
		REVIEWED	BSM	10/10/2019	

CITY OF JACKSONVILLE
DIVISION OF ENGINEERING AND
CONSTRUCTION MANAGEMENT
DEPARTMENT OF PUBLIC WORKS

EROSION CONTROL PLAN

21

EXHIBIT LL-1



DESIGNED	JC	10/10/2019	HANSON	CITY OF CHESTERFIELD DIVISION OF ENGINEERING AND CONSTRUCTION MANAGEMENT DEPARTMENT OF PUBLIC WORKS	EROSION CONTROL PLAN
DRAWN	IK	10/10/2019			
REVIEWED	BSM	10/10/2019			

EXHIBIT LL-1

CDN#6256.205
RCV: 10/11/2019 9:17

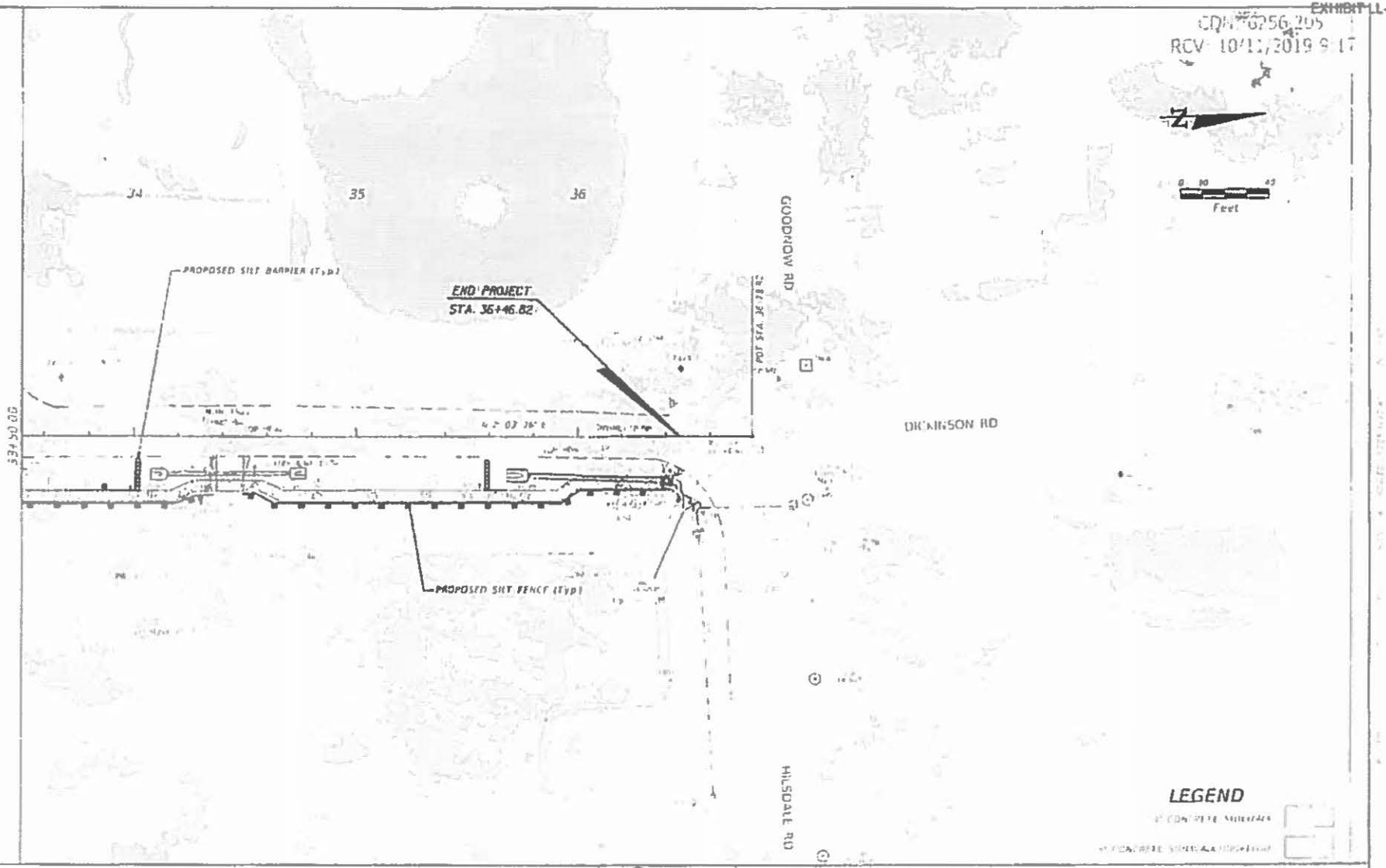

DESIGNED	JC	10/10/2019	
DRAWN	K	10/10/2019	
REVIEWED	BSM	10/10/2019	

HANSON

CITY OF LAWRENCE
DIVISION OF ENGINEERING AND
CONSTRUCTION MANAGEMENT
DEPARTMENT OF PUBLIC WORKS

EROSION CONTROL PLAN

EXHIBIT LL-1

1. THE CONTRACTOR IS RESPONSIBLE FOR REMOVING SILT FROM SITE OF THE REMOVAL OF SITE AND ADJACENT STREET PAVEMENT AND GUTTER IN ALL DITCHES AND DRAINS AT COMPLETION OF CONSTRUCTION.

2. THE SITE CONTRACTOR IS RESPONSIBLE FOR REMOVING THE TEMPORARY EROSION AND SEDIMENT CONTROL DEVICES WHICH EXISTED PRIOR TO CONSTRUCTION AND SOME OTHER AREAS HAVE BEEN STABILIZED.

3. [illegible] PROTECTION. ON SITE PROTECTION IN ADDITION TO THE ABOVE MUST BE PROVIDED THAT WILL NOT PERMIT SITE TO ENTER THE PUBLIC CONDITIONS DUE TO UNSAFE CONDITIONS OR ACCIDENTS.

4. CONTRACTOR SHALL INSURE THAT ALL DRAINAGE STRUCTURES, PIPES OF ANY TYPE AND BOTH PROPERLY AT TIME OF ACCEPTANCE.

5. THE FILTER SHALL BE SAND OVER THE GRAB INLET SO THAT THE WIRE EXTENDS A MINIMUM OF 1 FOOT BEYOND EACH SIDE OF THE INLET STRUCTURE. MINIMUM LENGTH OF COMPANION WIRE MESH WITH [illegible] SHALL BE USED. IF MORE THAN ONE STRIP OF MESH IS NECESSARY THE STRIPS SHALL BE OVERLAPPED.

6. FILTER AND FILTERING MATERIALS SHALL BE PLACED OVER THE WIRE MESH AS INDICATED IN THE PLAN. THE DEPTH OF STONE SHALL BE AT LEAST 12 INCHES OVER THE ENTIRE INLET OPENING. THE STONE SHALL EXTEND BEYOND THE INLET OPENING AT LEAST 18 INCHES ON ALL SIDES.

7. IF THE STONE FILTER BECOMES CLOGGED WITH SEDIMENT SO THAT IT NO LONGER ENCOURAGES PONDING TO TAKE PLACE THE STONES MUST BE REMOVED AWAY FROM THE INLET, CLEANED AND REPLACED.

8. THE FILTER BARRIER SHALL BE INSPECTED AND MAINTAINED. A REGULAR SHALL BE REMOVED TO A MAXIMUM DEPTH OF 6 INCHES. THE REMOVED SOIL SHALL BE UNCLOGGED AND SPREAD NEARBY THE FILTER BARRIER.

9. NECESSARY REPAIRS TO BARRIERS SHALL BE ACCOMPLISHED PROMPTLY.

10. SILT FENCES AND FILTER BARRIERS SHALL BE INSPECTED IMMEDIATELY AFTER EACH RAINFALL AND AT LEAST DAILY DURING PROLONGED RAINFALL. ANY REQUIRED REPAIRS SHALL BE MADE IMMEDIATELY.

11. [illegible] THE FABRIC ON A SILT FENCE OR FILTER BARRIER DEFORMED OR BECOMES INEFFECTIVE PRIOR TO THE END OF THE EXPECTED USABLE LIFE AND THE BARRIER STILL IS NECESSARY, THE FABRIC SHALL BE REPLACED PROMPTLY.

12. SEDIMENT DEPOSITS SHALL BE REMOVED AFTER EACH STORM EVENT THEY HAVE ACCUMULATED TO A DEPTH OF NO MORE THAN HALF THE HEIGHT OF THE BARRIER.

13. ANY SEDIMENT DEPOSITS REMAINING IN PLACE AFTER THE SILT FENCE OR FILTER BARRIER IS NO LONGER REQUIRED SHALL BE DISPERSED TO CONFORM WITH THE SURROUNDING GRADE, PREPARED AND SEEDED.

14. THE STRUCTURE SHALL BE INSPECTED AFTER EACH RAIN AND REPAIRS MADE AS NEEDED.

15. SEDIMENT SHALL BE REMOVED AND THE TRAP RESTORED TO ITS ORIGINAL DIMENSIONS WHEN THE SEDIMENT HAS ACCUMULATED TO 1/2 THE DESIGN CAPACITY OF THE TRAP. REMOVED SEDIMENT SHALL BE DISPOSED IN A SUITABLE AREA AND IN SUCH A MANNER THAT IT WILL NOT ERODE.

16. THE CONTRACTOR IS RESPONSIBLE FOR PUTTING THE BEST EROSION AND SEDIMENT CONTROL PRACTICES AS OUTLINED IN THE PLANS, SPECIFICATIONS AND SUCH OTHER WATER MANAGEMENT DISTRICT SPECIFICATIONS AND CRITERIA.

17. FOR ADDITIONAL INFORMATION ON SEDIMENT AND EROSION CONTROL REFER TO "EROSION AND SEDIMENT CONTROL DESIGN AND ACCEPTANCE MANUAL" BY THE FLORIDA DEPARTMENT OF TRANSPORTATION (FDOT) AND THE FLORIDA DEPARTMENT OF ENVIRONMENTAL PROTECTION (FDEP).

18. EROSION AND SEDIMENT CONTROL BARRIERS SHALL BE PLACED AS FAR AS PRACTICABLE AWAY FROM THE TOE OF THE SLOPE TO PREVENT THE DEPOSITION OF WATER WHICH CONCENTRATION. SEE DRAIN SHEET FOR EROSION CONSTRUCTION.

19. ALL DISTURBED AREAS SHALL BE GRADED, FERTILIZED, SEEDED AND MULCHED UNTIL A PERMANENT VEGETATIVE COVER IS ESTABLISHED.

20. [illegible] SHALL BE PLACED IN AREAS THAT WILL REQUIRE IMMEDIATE EROSION PROTECTION TO ENSURE WATER QUALITY STANDARDS ARE MAINTAINED.

21. ALL DISCHARGE FROM DEWATERING ACTIVITIES SHALL BE FILTERED AND CONVEYED TO THE DITCH OR STORMWATER MANAGEMENT SYSTEM AND TURBIDITY TO NOTICEABLE LEVELS TO THE RECEIVING WATERS.

22. INFORMATION PLANS SHALL NOT BE TO BE THE CONTENT OF THAT WHICH REQUIRES A PERMIT FROM THE ST. JOHNS RIVER WATER MANAGEMENT DISTRICT.

23. ALL DISTURBED AREAS TO BE STABILIZED THROUGH EROSION CONTROL SEEDING AND MULCHING. ALL THE SLOPES OF STREETS TO RECEIVE SEEDED SOD.

24. ALL [illegible] EROSION AND SEDIMENT CONTROL TO REMAIN IN PLACE UNTIL COMPLETION OF CONSTRUCTION AND REMOVED PRIOR TO AREAS HAVE STABILIZED.

25. THIS PLAN INDICATES THE MINIMUM EROSION AND SEDIMENT CONTROL REQUIRED FOR THIS PROJECT. THE CONTRACTOR IS RESPONSIBLE FOR MEETING ALL APPLICABLE WATER MANAGEMENT AND WATER QUALITY CONDITIONS AND ALL OTHER APPLICABLE CONDITIONS.

26. THE CONTRACTOR SHALL BE REQUIRED TO RESPOND TO ALL WATER MANAGEMENT DISTRICT INSPECTOR REQUESTS TO SUPPLIES OF SUBMITTED EROSION AND SEDIMENTATION CONTROL. THE USE OF THIS EQUIPMENT SHALL BE PAID BY THE CONTRACTOR.

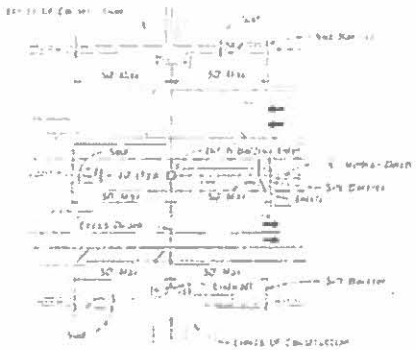

DITCH INSTALLATIONS AT DRAINAGE STRUCTURES

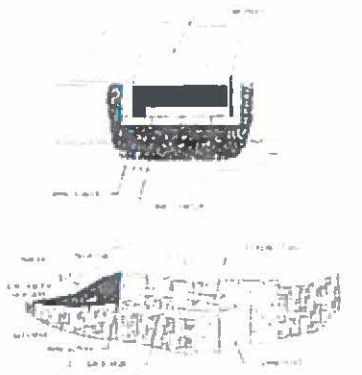

BLOCK & GRAVEL CURB INLET SEDIMENT FILTER

GRAVEL INLET SEDIMENT TRAP

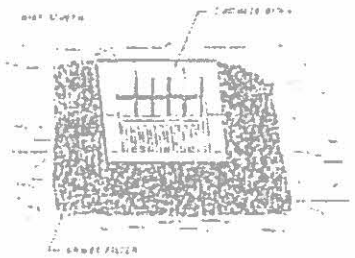

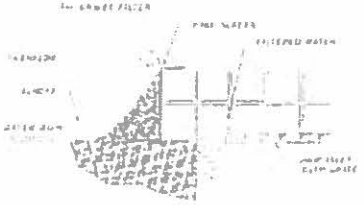

BLOCK & GRAVEL DROP INLET SEDIMENT FILTER



SPACING RECOMMENDATION FOR SILT FENCES

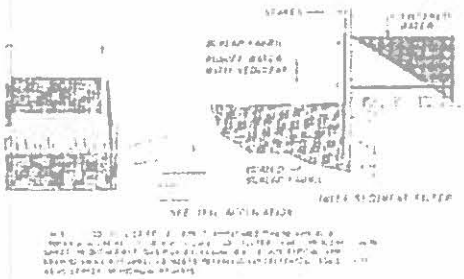

DROP INLET SEDIMENT FILTER

DESIGNED	JC	10/10/2019	
DRAWN	IK	10/10/2019	
REVIEWED	BSM	10/10/2019	

HANSON

CITY OF JACKSONVILLE
DIVISION OF ENGINEERING AND CONSTRUCTION MANAGEMENT
DEPARTMENT OF PUBLIC WORKS

EROSION CONTROL DETAILS

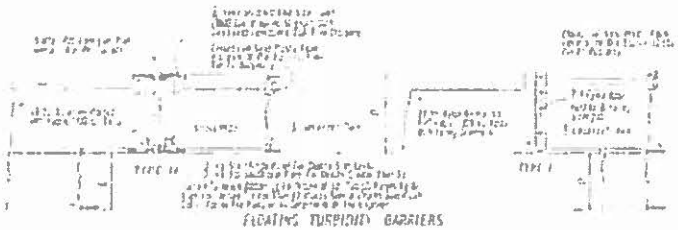

FLOATING TURBIDITY BARRIERS

STAKED TURBIDITY BARRIER

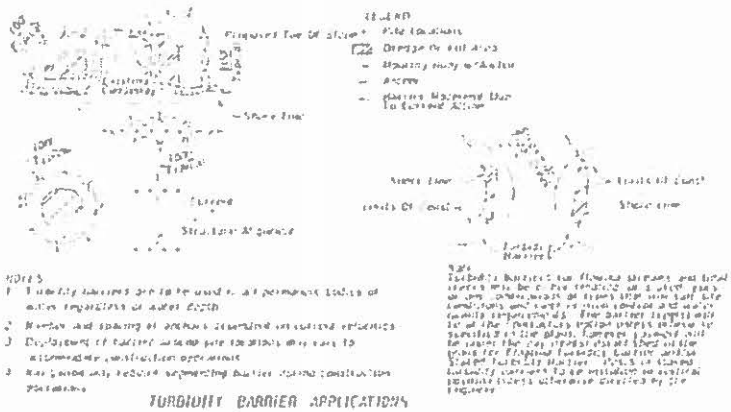

TURBIDITY BARRIER APPLICATIONS

TURBIDITY BARRIERS



TYPE III SILT FENCE



TYPE IV SILT FENCE

SILT FENCE APPLICATIONS

SILT FENCE TYPE III & IV

DESIGNED	JC	10/10/2019	
DRAWN	IK	10/10/2019	
REVIEWED	BSM	10/10/2019	

HANSON

CITY OF JACKSONVILLE
DIVISION OF ENGINEERING AND CONSTRUCTION MANAGEMENT
DEPARTMENT OF PUBLIC WORKS

EROSION CONTROL DETAILS

...OF HORIZONTAL/CIVIL ENGINEERING PROJECTS

... CDB-0006-16 OPEN DATE: 10/21/2015

COMPETITIVE SEALED PROPOSAL EVALUATION COMMITTEE

KIND AND BASIS OF CONTRACT:
CONSTRUCTION – DESIGN/BUILD

AGENCY: DEPARTMENT OF PUBLIC WORKS

BASIS OF AWARD: EVALUATION CRITERIA

NUMBER OF BIDS INVITED: 5 NUMBER RECEIVED: 5 OTHER: 1

SUMMARY OF BIDS AND RECOMMENDED ACTIONS:

The City had previously issued this RFP, and the evaluation committee has evaluated proposals. Subsequently, presentations were conducted and evaluated on January 28, 2016. Based upon the combination of proposal and presentation evaluations, scores and rankings are as follows (Listed in alphabetical order):

2) Archer-Western – 118.25
3) Callaway Contracting, Inc. - 100
1) J.B. Coxwell Contracting, Inc. - 121.5

Recommend approval of award to J.B. Coxwell Contracting, Inc., as receiving the highest score in accordance with the evaluation and ranking above. Period of Service will be five (5) years from effective date of contract with funding not-to-exceed $6,000,000.00 annually. To be executed by formal contract through Office of General Counsel.

Attachments: Recommendation Memo, Scoring Matrix, Previous Award

BUYER Marilyn Laidler
MARILYN LAIDLER

RESPECTFULLY SUBMITTED
GREGORY REASE, CHIEF
PROCUREMENT DIVISION

CONCURRENCE BY: Thomas N. Fallin, P.E., Acting Chief-Engineering & Construction Management Division

(ALL AWARD ACTIONS SUBJECT TO LAWFULLY APPROPRIATED FUNDS)
ACTION OF CSPEC COMMITTEE ON RECOMMENDATIONS ABOVE

MEMBERS APPROVING 5 MEMBERS DISAPPROVING _____ DATE: 2/4/16

OTHER _____

ACTION OF AWARDING AUTHORITY DATE 2/04/16

MR APPROVED ✓ DISAPPROVED: _____

Sam E. Mousa
Chief Administrative Officer
For: Mayor Lenny Curry
Under Authority of
Executive Order No. 2015-05

OTHER: _____

SIGNATURE OF AUTHENTICATION _____

DESIGN- BUILD SERVICES OF HORIZONTAL/CIVIL ENGINEERING PROJECTS

BID # CDB-0006-16 OPEN DATE: 10/21/2015

COMPETITIVE SEALED PROPOSAL EVALUATION COMMITTEE

KIND AND BASIS OF CONTRACT:
CONSTRUCTION – DESIGN/BUILD

AGENCY: DEPARTMENT OF PUBLIC WORKS

BASIS OF AWARD: EVALUATION CRITERIA

NUMBER OF BIDS INVITED: 5 NUMBER RECEIVED: 5 OTHER: 1

SUMMARY OF BIDS AND RECOMMENDED ACTIONS:
The City had previously issued this RFP, and the evaluation committee has evaluated proposals. Based upon the proposal evaluation, the average scores and rankings are as follows (Listed in alphabetical order):

2) Archer-Western Contractors, LLC. – 91
1) J.E. Coxwell Contracting- 92
3) Callaway Contracting- 74

Pursuant to Section 2.6 – Award of Contract of the RFP, recommend approval to conduct formal interviews with each of the three-top ranked Firms.

Attachments: Recommendation Memo, Scoring Matrix, Bid Tabulation, Section 2.6, JSEB Letter

BUYER Marilyn Laidler
MARILYN LAIDLER

RESPECTFULLY SUBMITTED
GREGORY PEASE, CHIEF
PROCUREMENT DIVISION

CONCURRENCE BY: William J. Joyce, P.E., Chief-Engineering & Construction Management

(ALL AWARD ACTIONS SUBJECT TO LAWFULLY APPROPRIATED FUNDS)
ACTION OF CSPEC COMMITTEE ON RECOMMENDATIONS ABOVE

MEMBERS APPROVING 5 MEMBERS DISAPPROVING _____ DATE: 12-30-15

OTHER _____

ACTION OF AWARDING AUTHORITY DATE 1/01/16

MR APPROVED ✓ DISAPPROVED: _____

OTHER: _____

SIGNATURE OF AUTHENTICATION

Sam E. Mousa
Chief Administrative Officer
For: Mayor Lenny Curry
Under Authority of:
Executive Order No. 2015-05

```
  QWS3270X   2/7/2020  8:45 AM
FAML6350 V5.1              **    NW COJ FAMIS PRODUCTION      **     02/07/2020
LINK TO:                       ACCOUNT SUMMARY INQUIRY                   8:45 AM

FISCAL MO/YEAR  : 05 2020                                CURRENCY CODE :
INDEX CODE      : PWSD114FAIR   FAIR SHARE EXPENDITURES
SUBOBJECT       : 06505         OTHER CONSTRUCTION COSTS
PROJECT         : PW0844        TIGER HOLE ROAD SIDEWALK
PROJECT DETAIL  : 01            TIGER HOLE ROAD SIDEWALK
GRANT           :
GRANT DETAIL    :
USER CODE       :
-------------------------------------------------------------------------------
S                                 FEB  2020    ANNUAL BALANCE ALL YEARS BALANCE
  ESTIMATED REVENUES                    .00               .00               .00
  REVENUES                              .00               .00               .00
    UNREALIZED REVENUES                 .00               .00               .00
  BUDGET                                .00               .00        113,955.00
  EXPENDITURES                          .00          9,177.75         55,012.82
  ENCUMBRANCES                          .00         -9,177.75          6,453.25
  PRE-ENCUMBRANCES                      .00               .00               .00
    REMAINING BALANCE                   .00               .00         52,488.93
F1-HELP      F2-SELECT                 F4-PRIOR     F5-NEXT
                        F9-LINK       F10-PRIOR-MO F11-NEXT-MO
G005 - PRIOR RECORD DISPLAYED
```

QWS3270X 2/7/2020 8:46 AM
FAML6350 V5.1 ** NW COJ FAMIS PRODUCTION ** 02/07/2020
LINK TO: ACCOUNT SUMMARY INQUIRY 8:46 AM

FISCAL MO/YEAR : 05 2020 CURRENCY CODE :
INDEX CODE : PWCP143VP519 PUBLIC WORKS VARIOUS CAPITAL PROJECTS
SUBOBJECT : 06505 OTHER CONSTRUCTION COSTS
PROJECT : PW0844 TIGER HOLE ROAD SIDEWALK
PROJECT DETAIL : 01 TIGER HOLE ROAD SIDEWALK
GRANT :
GRANT DETAIL :
USER CODE :

S	FEB 2020	ANNUAL BALANCE	ALL YEARS BALANCE
ESTIMATED REVENUES	.00	.00	.00
REVENUES	.00	.00	.00
UNREALIZED REVENUES	.00	.00	.00
BUDGET	.00	100,800.00	436,845.00
EXPENDITURES	.00	.00	.00
ENCUMBRANCES	.00	.00	.00
PRE-ENCUMBRANCES	.00	.00	.00
REMAINING BALANCE	.00	100,800.00	436,845.00

F1-HELP F2-SELECT F4-PRIOR F5-NEXT
F9-LINK F10-PRIOR-MO F11-NEXT-MO
G005 - PRIOR RECORD DISPLAYED