SUBJECT: RFQ- FOR DESIGN-BUILD SERVICES FOR HORIZONTAL/CIVIL (HORIZONTAL) DESIGN BUILD PROJECTS

BID #: CDB-0132-21 **OPEN DATE: 2021 AUG 04**

COMPETITIVE SEALED PROPOSAL EVALUATION COMMITTEE

KIND AND BASIS OF CONTRACT: CONSTRUCTION- DESIGN/BUILD

AGENCY: PUBLIC WORKS

BASIS OF AWARD: EVALUATION CRITERIA

NUMBER OF BIDS INVITED: 5 **NUMBER RECEIVED: 4** **OTHER: 0**

SUMMARY OF BIDS AND RECOMMENDED ACTIONS:
Recommend approval to amend the award with J.B. Coxwell Contracting, Inc. (contract number 71754-22), to incorporate the attached Scope and Fee Summary, Exhibit L-1, known as Amendment 10A for the Independent Drive Realignment. Total GMP in the amount of $280,555.99.

FUNDING SOURCE: 32111.153101.565051.010395.00000000.00000.0000000 - To be executed by formal contract amendment through the Office of General Counsel and encumbered by purchase order.

ATTACHMENTS: Recommendation Memo, Exhibit L-1, Previous Award(s)

ANALYST: JACLYN STAMOS

RESPECTFULLY SUBMITTED: DUSTIN FREEMAN, CHIEF PROCUREMENT DIVISION

CONCURRENCE BY: Robin G. Smith, P.E., Chief, Engineering and Construction Management

---

(ALL AWARD ACTIONS SUBJECT TO LAWFULLY APPROPRIATED FUNDS)
ACTION OF CSPEC COMMITTEE ON RECOMMENDATIONS ABOVE

MEMBERS APPROVING _____ MEMBERS DISAPPROVING _____ DATE: _____

_____ _____ OTHER: _____

_____ _____

_____ _____

_____ _____

_____ _____

ACTION OF AWARDING AUTHORITY DATE _____

APPROVED _____ DISAPPROVED _____

OTHER _____

SIGNATURE OF AUTHENTICATION _____

City of Jacksonville, Florida

Lenny Curry, Mayor

Department of Public Works
Engineering & Construction Management Division
214 N. Hogan Street, 10th Floor
Jacksonville, FL 32202
(904) 255-8762
www.coj.net

ONE CITY. ONE JACKSONVILLE.

December 6, 2022

TO: Dustin Freeman
Chief of Procurement

THRU: Steven D. Long, Jr., P.E.
Director

FROM: Robin G. Smith, P.E.
Chief, Engineering and Construction Management

SUBJECT: CDB- 0132-21 –Design Build Services Horizontal/Civil (Horizontal) Design-Build Projects
Contract 71754-22 Independent Drive Realignment AMENDMENT 10A

Based on the Design Criteria Package (DCP) developed by City Engineers, the Department of Public Works, in accordance with Design/Build CDB-0132-21, Contract No. 71754-22, has completed negotiations with J. B. Coxwell Contracting, Inc., for Independent Drive Realignment. Negotiations have resulted in the attached Scope and Fee, Exhibit L-1 for $280,555.99 and allowing for the completion of the work within 120 days from the notice to proceed. J. B. Coxwell Contracting is committed to meeting the 20% JSEB participation goals established for this contract.

Accordingly, this is to recommend that Contract No. 71754-22, executed May 23, 2022, for CDB-0132-21 between the City and J. B. Coxwell Contracting, Inc. for Design-Build Services- Horizontal/Civil (Horizontal) Design-Build Projects, be amended to incorporate the attached Scope and Fee Summary, Exhibit L-1 for Independent Drive Realignment in the amount of $280,555.99, known as Amendment 10A.

Funding for this project should be encumbered as follows:

ACCOUNTS:	TOTAL
32111.153101.565051.010395.00.00.00	
010395	
PWCP Public Works Cap't Proj-Othr Cnst Svcs	
565051	
1	
32111-384020	$280,555.99

RGS/lw

Attachment: Exhibit L-1

cc: Lori West, Engineering and Construction Management
Jonathan Page, P.E., Engineering and Construction

EXHIBIT L-1

J.B. Coxwell Contracting, Inc.
6741 Lloyd Road West
Jacksonville, Florida 32254
Office (904) 786-1120 Fax (904) 783-2970

November 18, 2022

Jonathan P. Page, P.E.
City of Jacksonville Department of Public Works
Engineering & Construction Management Division
214 N. Hogan Street, 10th Floor
Jacksonville, Florida 32202

Re: Fee Proposal for Independent Drive Realignment
Design-Build Construction Delivery for City of Jacksonville
City Contract No. 71754-22

Dear Mr. Page:

J.B. Coxwell Contracting, Inc. (JBCCI) is pleased to submit for your review and consideration the following design-build scope of services and attached lump sum fee proposal for Engineering services for the above referenced project. The general scope of this project is described in the COJ's Design Criteria Package. After site visits and multiple discussion our Design Team has agreed to provide 100% design instead of 60% design as requested in the DCP. This proposal does not include any construction services or post design related services. The fees for post design and construction services will be provided after design has been completed and accepted by the COJ to move forward with this project.

As detailed on the attached documentation, the proposed total lump sum for 100% design services for this project is $280,555.99, which does not include a project contingency. The 100% design will be completed within one hundred twenty days (120) from notice to proceed.

GAI Design & Permitting Services.....$ 222,942.17
JBCCI Preconstruction Assistance.....$ 27,107.73
JBCCI Bond Fee .....$ 5,001.00
Design Build Fee .....$ 25,505.09

This lump sum amount is inclusive of only those services noted on the attached proposal(s) and which are anticipated at this time. No services or work other than those noted in the proposals are included. In addition, any unknown condition(s) which may surface during design or any other increase in scope of services may result in a request for additional services. No work will proceed however, without first obtaining approval from the City for additional services. This proposal is valid for sixty (60) days unless otherwise agreed upon.

JBCCI is very appreciative of the opportunity to provide you with our design-build servi[illegible] Should you have any questions or need any further information, please don't hesitate to contact us. We are also available to review and discuss this proposal with you and/or others at your convenience.

EXHIBIT 1

Regards,
J.B. Coxwell Contracting, Inc.

Josh Sowards

Josh Sowards

JBCCI FEE SUMMARY

Date: 11/18/2022

Project: Independent Drive Realignment - 100 % Design Services Only
Design-Build Construction Delivery for City of Jacksonville

City Contract No. : 71754-22

Item	Quantity	U/M	Unit Price	Amount
Independent Drive Realignment - 100 % Design Services				
GAI Design & Permitting Services	1.00	LS	$ 222,942.17	$ 222,942.17
JBCCI Preconstruction Assistance	1.00	LS	$ 27,107.73	$ 27,107.73
Subtotal				**$ 250,049.90**
Contingency	0%			$ -
Bond				$ 5,001.00
JBCCI Markup	10.0%			$ 25,505.09
Independent Drive Realignment				**$ 280,555.99**

EXHIBIT L-1

gai consultants
transforming ideas into reality

November 18, 2022

Josh Sowards
Project Manager
J. B. Coxwell Contracting, Inc.
6741 Lloyd Road
Jacksonville, FL 32254

Subject: Independent Drive City of Jacksonville Design Build Continuing Services Contract 100% Design Scope and Fee Proposal Services

Dear Mr. Sowards,

GAI Consultants, Inc. (GAI) respectfully submits the following Scope of Services and Design Fee Proposal to complete an 100% Engineering Design and Permitting for the establishment of a Guaranteed Maximum Price (GMP) and complete the City of Jacksonville Development Services Review and Approval (10 Set Process). Included for your review are:

+ Scope of Work
+ Lump Sum Fee Proposal

Scope of Work

Based on the review of the current 60% Plans completed by Pond & Company, this proposal is for the Final Design and Permitting for the Realignment of Independent Drive being completed for the City of Jacksonville. Independent Drive will be realigned from the existing Laura Street Roundabout west to Hogan Street with the typical section provided with the Pond and Company Engineering Plans. Our proposed design scope of work includes using this design and comments on the 60% Plans Submittal provided by Jonathan Page, PE Project Manager for the City of Jacksonville to form a basis of design intent. The current plans consist of typical sections, a drainage map, incomplete roadway plan and profile sheets, roadway cross sections existing utility sheets, signing, and pavement marking plans. These plans will be reviewed and refine by GAI to take possession of them and a more complete design will be produced for final review and construction.

The plans for establishment of GMP and COJ 10 Set review and Approval shall consist of the following:

1. Key Sheet
2. Typical Sections
3. General Notes
4. Drainage Maps
5. Demolition Plans
6. Roadway Plan and Profile Sheets
7. Drainage Structure Cross Sections
8. Roadway Cross Sections
9. Signing and Pavement Marking Sheets
10. Tree Mitigation Plans and LS Plans (See Assumption 9 below)
11. Maintenance of Traffic Notes
12. Maintenance of Traffic Plans
13. Lighting Plans

This project will require submittal of a final signed and sealed plan set to:

1. City of Jacksonville Development Services Division Permit (10 Set)
2. SJRWMD Permit

The existing lighting to remain along Independent Dr. and Hogan St. will be modeled and the proposed lighting model being completed by others from the Downtown Landing Redevelopment will be incorporated into an AGI 32 photometric model with the newly proposed lights on Independent Dr. and Hogan St. added.

Assumptions and Understandings

GAI's Scope of Services, Estimated Cost and Schedule, as set forth in this proposal, have been prepared based on the following assumptions and understandings:

1. No additional survey will be required.
2. No right of way mapping will be required since all property is owned/controlled by the City of Jacksonville. If Right-of-Way mapping or easements are determined to be required, they will be provided for as part of the GMP Construction Proposal.
3. No temporary easements or additional right of way will be required.
4. Current cad files to be supplied by the City of Jacksonville.
5. Current survey to be supplied by the City of Jacksonville.
6. Proposed lighting AGI32 or similar photometric model for the new Downtown Landing Redevelopment.
7. No electric calculations to be included and the proposed lighting is to be connected to an existing JEA load center.
8. Geotechnical Investigation and Utility Locates (SUE) will be completed by subconsultants as necessary and are included as reimbursable items to be used as necessary.
9. GAI has included a $50,000 allowance to assist with any unforeseen utility relocation that may be necessary and to work with the Parks Department to develop landscape plans for the project with a yet to be defined scope. GAI will confirm the amount of this allowance to be spent with JBCCI prior to using it.
10. No FDOT Permitting is required or necessary per Jonathan Page, PE.
11. No Post Design Services or Construction Observation Services.

Schedule

We understand based on the initial scope clarification meeting the goal of this project is to expedite the final design and to mobilize for construction prior to completion of the currently ongoing Jacksonville Landing Improvements. GAI will staff this project with the resources necessary to complete this design per the below schedule:

1. 90% Plans Submittal to COJ PM within 45 days of NTP
2. 100% Plans Submittal to COJ Development Services Review within 75 days of NTP
3. Final Plans Approval from COJ within 100 days of NTP

Thank you for the opportunity to submit this proposal. I trust that this proposal meets with your expectations. If you have any questions, please feel free to contact us for further discussion.

Sincerely,

Nicholas E. Mousa, AICP
Assistant Vice President

gai consultants
transforming ideas into reality

Exhibit A - Page 1 of 1
CONTRACT FEE SUMMARY FOR
Independent Dr 100% Design Services

PART I - GENERAL	
1. Project - D/B Construction Delivery for COJ 100% Independent Dr.	**2. Project Number** CDB-0132-21
3. Name of Consultant GAI Consultants, Inc.	**4. Date of Proposal** 11/18/2022

PART II - LABOR RELATED COSTS				
5. DIRECT LABOR	Hourly Rate	Estimated Hours	Estimated Cost	TOTAL
Principal	$ 111.33	6	$ 667.98	
Project Manager (Responsible Prof.)	$ 105.88	80	$ 8,470.40	
Senior Project Engineer	$ 78.98	110	$ 8,687.80	
Project Engineer	$ 63.07	245	$ 15,452.15	
Engineer Intern	$ 37.70	164	$ 6,182.80	
Senior Designer	$ 46.78	110	$ 5,145.80	
Designer/Sr. CADD Technician	$ 35.84	108	$ 3,870.72	
CADD Technician	$ 29.37	84	$ 2,467.08	
Clerical	$ 26.93	8	$ 215.44	
Survey Manager (PSM)	$ 69.29	0	$ 0.00	
Three Man Survey Crew	$ 100.21	0	$ 0.00	
			TOTAL DIRECT LABOR	**$ 51,160.17**
6. OVERHEAD (Combined Fringe Benefits & Administrative) Overhead Rate 177.99%				$ 91,059.99
7. SUBTOTAL: Labor + Overhead (Items 5 & 6)				**$ 142,220.16**
8. PROFIT: Labor Related Costs (Item 7)			x 10%	$ 14,222.02
			SUB-TOTAL SALARY RELATED COSTS	**$ 156,442.17**

PART III - OTHER COSTS	
9. MISCELLANEOUS DIRECT COSTS (Lump Sum) Misc. Direct Expenses (Lump Sum) & Permit App.	$ 1,500.00
MISCELLANEOUS DIRECT COSTS SUB-TOTAL	**$ 1,500.00**
10. SUBCONTRACTS (Allowances/Reimbursables)	
Landscape and Utility Relocation Allowance	$ 50,000.00
Geotech	$ 5,000.00
Utility Soft Digs (SUE)	$ 10,000.00
SUB-CONTRACT SUB-TOTAL	**$ 65,000.00**

PART IV - SUMMARY	
TOTAL LUMP SUM AMOUNT (Items 5, 6, 8, 9 and 10)	**$ 222,942.17**

EXHIBIT L-1

Jacksonville
Where Florida Begins.

CITY OF JACKSONVILLE, FLORIDA
PUBLIC WORKS DEPARTMENT

DESIGN CRITERIA PACKAGE

ISSUED TO:

J. B. COXWELL CONTRACTING, INC.

FOR

INDEPENDENT DRIVE REALIGNMENT

RELEASE DATE: October 17, 2022

PREPARED FOR:

PUBLIC WORKS DEPARTMENT
ENGINEERING & CONSTRUCTION MANAGEMENT DIVISION

PREPARED BY:

POND & COMPANY CORPORATION
1200 RIVERPLACE BOULEVARD, SUITE 600
JACKSONVILLE, FL 32207

October 2022

Alan Nickz, Professional Engineer,
License No. 90052

This item has been digitally signed and sealed by Alan Nickz, P.E. on the date adjacent to the seal.



Printed copies of this document are not considered signed and sealed and the signature must be verified on any electronic copies.

INDEPENDENT DRIVE REALIGNMENT

DESIGN CRITERIA PACKAGE

October 17, 2022

Prepared For:
City of Jacksonville, FL
Public Works Department
Engineering & Construction Management Division

Prepared By:
Pond & Company Corporation
1200 Riverplace Boulevard,
Suite 600
Jacksonville, FL 32207

INDEPENDENT DRIVE REALIGNMENT

DESIGN CRITERIA PACKAGE

TABLE OF CONTENTS

Description	Page
Table of Contents	3
Introduction	4
Section 1 – Definitions and Terms	5
Section 2 – Project Conditions	10
Section 3 – Scope of Work	12
Section 4 – Submittal of TP, GMP, and GCD	14

CITY OF JACKSONVILLE, FLORIDA

INDEPENDENT DRIVE REALIGNMENT

DESIGN CRITERIA PACKAGE

RELEASE DATE October 17, 2022

INTRODUCTION

A **"Design Criteria Package"** provides concise, performance-oriented drawings and/or specifications for a public construction project. The purpose of this design criteria package is to furnish sufficient information to allow a Design Firm to prepare a proposal consisting of the Technical Proposal and the Guaranteed Maximum Price and to permit the City to conduct legitimate, arms-length discussions and conferences to reach an agreement with the Design Firm on terms of the Guaranteed Maximum Price.

The following Design Criteria Package specifies performance-based criteria for the design of the Independent Drive Realignment.

The following are legal authorities governing this solicitation:

1. Section 287.055, Florida Statutes – Consultants' Competitive Negotiation Act
2. Chapters 471 and 489, Florida Statutes.

When awarded the Project, the Design Firm shall be responsible for the design of the Project in compliance with the provisions of this Design Criteria Package and the City Contract #71754-22.

The Design Criteria Package shall become an integral part of a Purchase Order issued as provided in the City Contract #71754-22 with J.B. Coxwell Contracting, Inc. for Design Build Services for Horizontal Engineering Projects.

SECTION 1

DEFINITIONS AND TERMS

1-1 GENERAL.

The City of Jacksonville ("The City"), Public Works Department put together and approved the following Plans and Specifications called "The Design Criteria Package (DCP)" for the purpose of allowing the selected Design Build Firm to prepare the Technical Proposal (TP) to prepare the 60% design and proposed Guaranteed Maximum Price (GMP) within **14 calendar days from the release date of the DCP.**

The Design Build Firm shall submit its proposal to realign Independent Drive. Submit the proposal, consisting of the Technical Proposal for 60% design and the Guaranteed Maximum Price to the City Project Manager, Jonathan P. Page, P.E., Engineering and Construction Management Division, 10th floor at 214 N Hogan Street, Jacksonville, FL 32202 no later than 3:00 P.M. on October 31, 2022.

The City intends to commence project negotiations within 1 week after the proposal is received.

The provisions of this DCP represent the technical, material, and quality requirements for the foregoing project. The Design Build Firm is bound by these requirements during design of the Independent Drive Realignment project.

The Design Criteria Professional may amend the provisions of the DCP after it has been released to the Design Build Firm but prior to the expiration of the 14-day period designated for submitting the TP and GMP to the City.

A DCP amendment may be issued at the City's initiative or at the request of the Design Build Firm, if the amendment is in the best interest of the City.

Sentences that direct the Design Build Firm to perform work are written in the active voice-imperative mode in the form of commands. The subject of these commands is clearly understood as the "Design Build Firm".

1-2 ABBREVIATIONS.

The following abbreviations, when used in the DCP, represent the full text as shown:

ANSI	American National Standard Institute, Inc.
ASCE	American Society of Civil Engineers
ASME	American Society of Mechanical Engineers
ASTM	American Society for Testing and Materials
AWWA	American Water Works Association

CRSI	Concrete Reinforcing Steel Institute
EPA	Environmental Protection Agency of the United States Government
FBC	2007 Florida Building Code System
FDEP	Florida Department of Environmental Protection
FDOT	Florida Department of Transportation
ICC	International Code Council
JEA	JEA aka Jacksonville Electric Authority
MSTCSD	Minimum Specifications for Traffic Control Signals and Devices
MUTCD	Manual on Uniform Traffic Control Devices
NEC	National Electrical Code (NFPA No. 70, 2005 Edition)
NEMA	National Electrical Manufacturers Association
NFPA	National Fire Protection Association
OSHA	Occupational Safety and Health Administration
UL	Underwriters' Laboratories

1-3 APPLICABLE STANDARDS, SPECIFICATIONS, TEST METHODS, AND CODES.

The Design Build Firm shall use standards, specifications, test methods, or other codes as specified in the Standard Specifications for the City of Jacksonville, Public Works Department and FDOT Standard Specifications for Road and Bridge Construction as applicable. Use the most current editions of standards, specifications, test methods, or codes at the time of submitting the bid.

1-4 DEFINITIONS.

The following terms, when used in the DCP, have the meaning as described:

Bidder: For the purpose of this solicitation, the term "Bidder" is deemed to mean a Design Build Firm or Design-Builder submitting a proposal consisting of the TP, the GMP, and the GCD.

Calendar Day: Every day shown on the calendar, ending and beginning at midnight.

City: The City of Jacksonville, Florida, including its Procurement Division, and the Public Works Department.

Change Order: A written order issued by the City and accepted by the Design Build Firm as provided in the City Contract #71754-22.

Consultant: The Professional Engineer or Engineering Firm registered in the State of Florida. The consultant may be the Engineer of Record or may provide services to the Engineer of Record.

Contract Bond: The security furnished by the Design Build Firm for the purpose of the City Contract #71754-22.

Contract Claim (Claim): A written demand submitted to the City (Chief of the Engineering and Construction Management Division or his Designee) by the Design Build Firm seeking additional monetary compensation, time, or other adjustments to the Contract, the City disputes the entitlement or impact of which. Refer to Executive Order NO. 98-01 issued by the Mayor of the City of Jacksonville. Refer to City Contract #71754-22.

Contractor: For the purpose of this solicitation, the term "Contractor" is deemed to mean a Design Build Firm submitting the TP and the GMP.

Design Build Firm or Design-Builder: Design Build Firm means J. B. Coxwell Contracting, Inc. being under a City Contract to perform design build services.

Design Build Contract: Design Build Contract means the City Contract #71754-22.

Engineer: The Chief of the Engineering & Construction Management Division, Public Works Department, City of Jacksonville ("City Engineer"), acting directly or through his duly authorized representatives; such representatives acting within the scope of the duties and authority assigned to them. In order to avoid cumbersome and confusing repetition of expressions in this Design Criteria Package, it is provided that whenever anything is, or is to be done, if, as, or, when, or where "acceptable, accepted, approval, approved, authorized, condemned, considered necessary, contemplated, deemed necessary, designated, directed, disapproved, established, given, indicated, insufficient, ordered, permitted, rejected, required, reserved, satisfactory, specified, sufficient, suitable, suspended, unacceptable, or unsatisfactory," it shall be understood as if the expression were followed by the words "by the Engineer", "to the Engineer", or "of the Engineer".

Engineer of Record: The Professional Engineer or Engineering Firm registered in the State of Florida that performs services for the Design Build Firm.

Equipment: The machinery and equipment, together with the necessary supplies for upkeep and maintenance thereof, and all other tools and apparatus necessary for the construction and acceptable completion of the work.

Extra Work: Any work which is required by the Engineer to be performed and which is not otherwise covered or included in the project by the existing Contract Documents, whether it is in the natural of additional work, altered work, deleted work, work due to different site conditions, or otherwise. This term does not include a "delay".

Guaranteed Completion Date (GCD): This means the date by which the Design Build Firm shall receive substantial completion of the realignment of Independent Drive as provided in the Purchase Order issued based on City Contract #71754-22.

Guaranteed Maximum Price (GMP): The total maximum cost to be paid by the City for Design Build Firm's complete performance under the Design Build Contract Documents, including, without limitations, final completion of all work, all services of the Design Build Firm under the Contract, and all fees, compensation, and reimbursements to the Design Build Firm as provided in the City Contract #71754-22.

Holidays: Days designated by the City as holidays, which include, but are not limited to New Year's Day, Martin Luther King's Birthday, President's Day, Memorial Day, Independence Day, Labor Day, Veteran's Day, Thanksgiving Day and the following Friday, Christmas Eve, and Christmas Day.

Inspector: An authorized representative of the Engineer, assigned to make official inspections of the materials furnished and of the work performed by the Design Build Firm.

Laboratory: The official testing laboratory used by the City.

Materials: Any substances to be incorporated in the work under the Contract.

Plans: The signed, sealed, and dated plans, drawings and specifications prepared by the Engineer of Record and accepted by the Engineer, including reproductions thereof, showing location, character, dimensions, technical requirements, and details of the work to be performed under the Contract. Upon review by the Engineer, the plans will be stamped "Released for Construction", dated, and initialed by the Engineer.

Project: Describes all activities and work necessary for the design of the Independent Drive Realignment together with other work listed in this DCP.

Project Manager: Means a licensed design professional appropriate to the project employed by the City, who serves as the City's representative and who is responsible for the administration of the design build project.

Project Site: Means the specific location of the work to be done under the Contract.

Special Provisions: Specific clauses adopted to the City Contract #71754-22.

Superintendent: The Design Build Firm's authorized representative in responsible charge of the work under the Contract.

Technical Proposal (TP): Describes engineering plans, specifications, and calculations prepared at the 60% Design Development Level by the Design Build Firm who is submitting the Guaranteed Maximum Price and the Guaranteed Completion Date during contract negotiation with the City. The design shall be sufficiently defined by drawings, a narrative, and outline specifications to enable the City to evaluate the level of quantity and quality of the proposed design and construction based on the DCP. The TP will also serve as the comprehensive documentation enabling the City to determine the reasonableness of the GMP and the GCD. The TP shall become an integral part of the Design Build Contract.

Working Day: Any calendar day on which the Design Build Firm works or is expected to work at the construction site in accordance with the approved work progress schedule.

SECTION 2

PROJECT CONDITIONS

2-1 GENERAL

The Design Build Firm shall carefully inspect and examine the project site by such means as it may prefer before submitting its bid. The City will make the project site available to the Design Build Firm for the purpose of conducting any additional site investigation and examination upon request.

2-2 CURRENT CONDITIONS

a. The Project Site and general conditions are shown on the included figures.

b. It is intended that the design shall include all labor, equipment, materials, and services necessary to complete the work. The designers are cautioned to familiarize themselves with existing site conditions and to include all incidental work that might occur. The Contractor and all of his/her Subcontractors shall visit the site and become fully aware of and familiar with all existing conditions relating to this Project. The Design Build Firm shall inform itself concerning the location of existing utilities, pipelines, and structures of every type which may interfere with the work. The Design Build Firm shall prepare the proposal in full understanding of the conditions that may be encountered and the resultant responsibilities in connection therewith. All existing utilities, pipes, wires, and other structures or items which must be preserved in place shall be identified by the Design Build Firm.

Figure 1

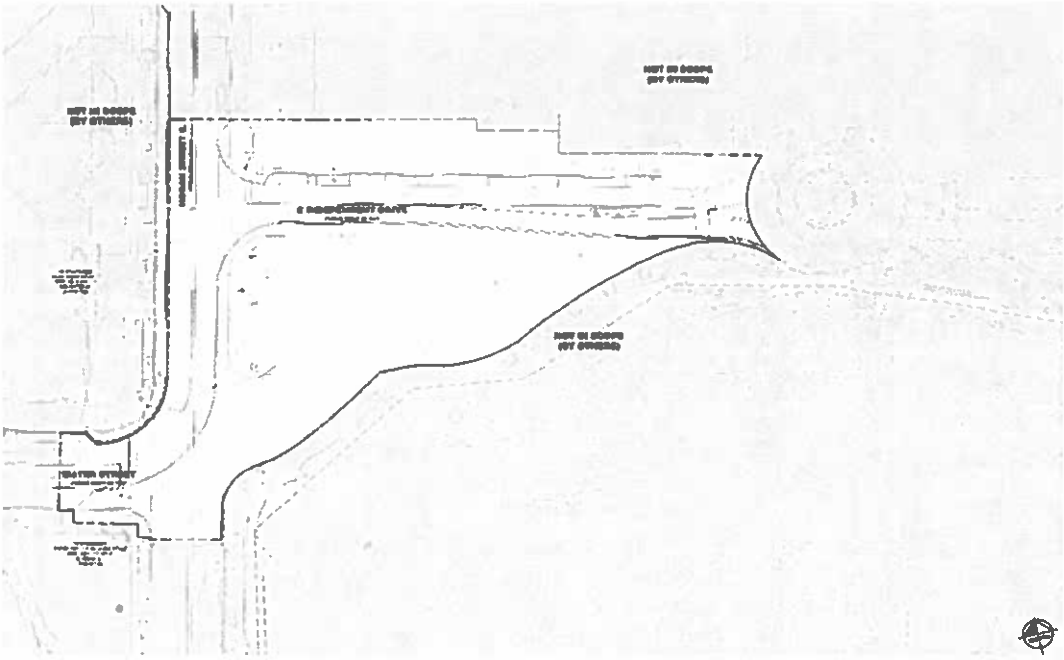

Figure 2

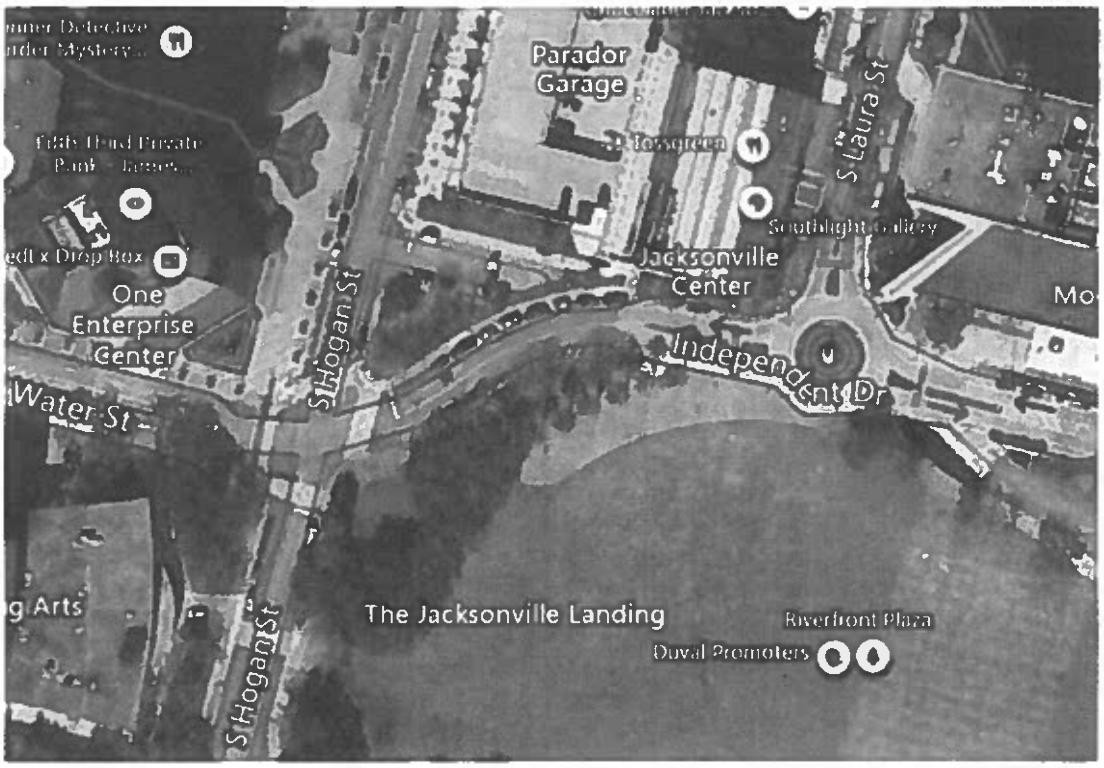

SECTION 3

SCOPE OF WORK

3-1 GENERAL.

The Design Build Firm is required to submit its proposal for the design work necessary to realign Independent Drive. A Project sketch is provided in Figure 1. Insurance, indemnification, and project bonds shall be as provided in the City Contract #71754-22.

3-2 SCOPE OF PERMITTING SERVICES

The Design Build Firm is responsible for preparing a list of all permits necessary to complete the construction phase.

3-3 DESIGN PARAMETERS AND SCOPE OF SERVICES

a. To accommodate the planned Riverfront Park to the east of the Water Street / Hogan Street intersection, the alignment of Independent Drive is expected to be modified to extend due west from the roundabout at Laura Street to intersect with Hogan Street rather than follow its current southwesterly curved alignment (see Figure 1). The design of this modification will include roadway design, traffic analysis, lighting, minor landscape and hardscape, geotechnical, and survey. Pending confirmation, it is anticipated that the intersections of Water St at Hogan St and Independent Drive at Hogan St will be stop controlled; and no signalization design is expected to be required. Geotechnical effort will include three (3) roadway borings at 10 ft depth for establishment of existing pavement condition and development of pavement design for the realigned roadway.

b. Prepare MOT plans that will be implemented during construction. The MOT plans shall be coordinated, reviewed, and approved by the City Traffic Operations Section.

c. The Design Build Firm shall be solely responsible for developing an erosion and sediment control plan in compliance with City, State and Federal requirements. Refer to the NPDES as established under the 40CFR122.2.

d. Determine the traffic control requirements for the roadways after the realignment. Provide designs for traffic control devices, including pavement markings, signage, and guardrails, as required by MUTCD, FDOT, and City standards.

e. The Design Build Firm is responsible for obtaining core borings, soil sampling, surveys, and site investigations necessary to prepare the design. Determine the surveys needed to complete the project.

f. Determine the requirements to relocate any existing utilities that will be impacted by the Project.

g. The Design Build Firm shall furnish the City with four (4) sets of signed, sealed, and dated 60% plans for the Project. In addition, the Design Build Firm shall provide the City with the electronic version of all documents prepared to support the design and construction of the project, including design drawings in AutoCAD, etc.

h. The AutoCAD files shall comply with the following requirements: (1) All drawings shall be 100% AutoCAD files, 2012 Version or newer; (2) Use standard AIA layer system; (3) All AutoCAD files shall be transferred to CD by "E-transmit" command; (4) Use standard AutoCAD fonts/text files only, no third party application; (5) Title blocks and logos to be compatible with Items 1-4, use the City of Jacksonville title block; (6) The "z" coordinate shall be set to zero in all cases; and (7) All drawings shall be 11" x 17" (full scale).

SECTION 4

SUBMITTAL OF TP AND GMP

4-1 GENERAL

The Design Build Firm shall submit three (3) sets of its proposal consisting of the following elements:

a. TP as defined in Sections 1 thru 3 of this DCP and in City Contract #71754-22.

b. Separate Cost of the Work consisting of the cost as defined in City Contract #71754-22.

c. Proposed Design Build Firm's Contingency as provided in City Contract #71754-22.

d. Proposed Design Build Firm's Fees as provided in City Contract #71754-22.

e. A statement of additional services.

f. The time limit for acceptance of the GMP Proposal.

END OF THE DESIGN CRITERIA PACKAGE.

EXHIBIT L-1

Josh Sowards

From: Rebecca Bray <R.Bray@gaiconsultants.com>
Sent: Monday, November 14, 2022 3:52 PM
To: Josh Sowards; Nick Mousa
Cc: Matthew Bolyard
Subject: RE: Independent Drive Scope and Fees

CAUTION: This email originated from outside of the organization. Do not click links or open attachments unless you recognize the sender and know the content is safe.

Jonathan just replied. Include landscaping and lighting.

Becky Bray, P.E.
D 904.903.2848

GAI Consultants
ENGINEERING, PLANNING, AND ENVIRONMENTAL CONSULTING SINCE 1958

GAI CONSULTANTS CONFIDENTIALITY NOTICE: This communication contains confidential information belonging to the sender and may be legally privileged. This communication is solely for the use of its intended recipient. If you are not the intended recipient, inform the sender of the error and remove this email from your system. If this transmission includes any technical information, design data, and/or recommendations, they are provided only as a matter of convenience and may not be used for final design and/or construction.

EXHIBIT L-1

From: Nick Mousa <n.mousa@gaiconsultants.com>
Sent: Friday, November 11, 2022 11:37 AM
To: Rebecca Bray <R.Bray@gaiconsultants.com>; Josh Sowards <joshs@JBCoxwell.com>
Cc: Matthew Bolyard <m.bolyard@gaiconsultants.com>
Subject: RE: Independent Drive Scope and Fees
Importance: High

Please get confirmation from Jonathan ASAP.

What does this landscaping look like? High end fits and finishes or just a few trees?

Josh – sit tight until we hear back.

From: Rebecca Bray <R.Bray@gaiconsultants.com>
Sent: Friday, November 11, 2022 11:33 AM
To: Nick Mousa <n.mousa@gaiconsultants.com>; Josh Sowards <joshs@JBCoxwell.com>
Cc: Matthew Bolyard <m.bolyard@gaiconsultants.com>
Subject: RE: Independent Drive Scope and Fees

All,

I got the impression that there will need to be additional landscaping associated with the roadway modifications for the areas outside of the park. Jill and Monty were both discussing adding landscaping in the areas that I clouded in blue below. We can confirm with Jonathan.

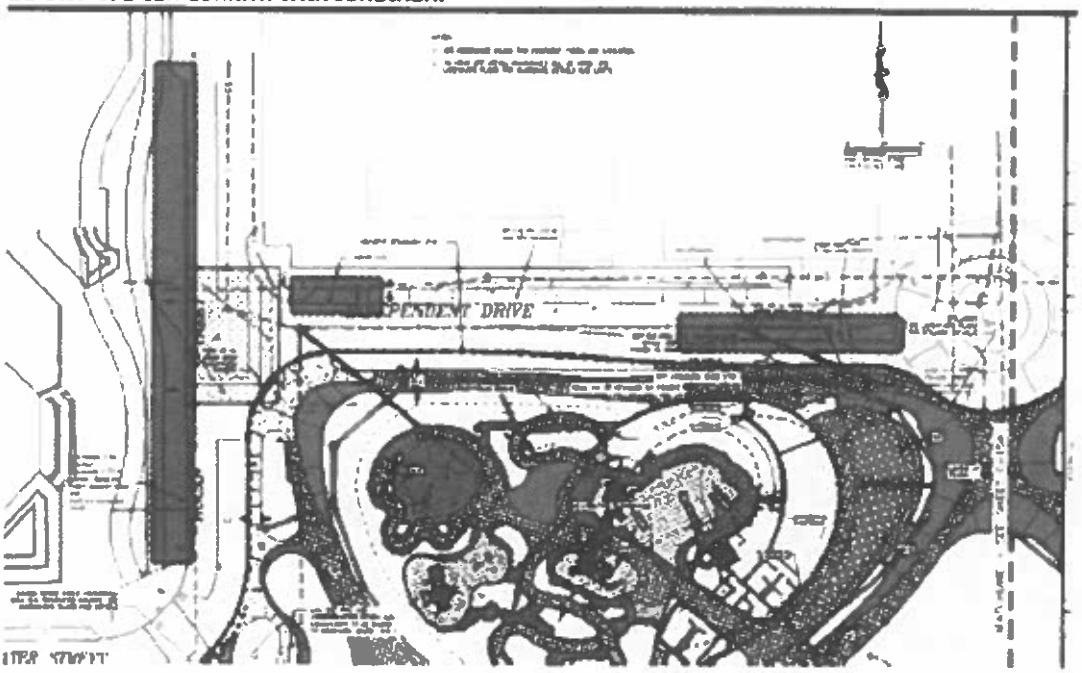

Josh Sowards

From: Rebecca Bray <R.Bray@gaiconsultants.com>
Sent: Wednesday, November 9, 2022 3:53 PM
To: Page, Jonathan
Cc: Enz, Jill; Monty Selim; Josh Sowards; Nick Mousa
Subject: RE: Independent Drive meeting
Attachments: Markups for Riverfront Plaza Interface with Hogan - Independent 11-9-2022 RHB.pdf

CAUTION: This email originated from outside of the organization. Do not click links or open attachments unless you recognize the sender and know the content is safe.

All,

Thank you for meeting with me to talk through the Riverfront Plaza park interface with the Hogan/Independent Realignment. I have summarized our call in the bullet points below:

1. The cross walk at the intersection of Hogan and Water Streets will be a raised speed table.
2. The intersection of Hogan and Independent will be a raised intersection. The park will need to include the necessary bollards at the crossing area.
3. The cross walk along Independent, just west of Laura St. will be a 12-foot-wide raised speed table, with bollards on either side and in the middle, as needed.

I have included my markups from during the meeting. If you would, please review and confirm that this is the direction for the park/hogan-Independent interface.

Thank you again,

Becky Bray, P.E.
D 904.903.2848

GAI Consultants
ENGINEERING, PLANNING, AND ENVIRONMENTAL CONSULTING SINCE 1958

GAI CONSULTANTS CONFIDENTIALITY NOTICE This communication contains confidential information belonging to the sender and may be legally privileged. This communication is solely for the use of its intended recipient. If you are not the intended recipient, inform the sender of the error and remove this email from your system. If this transmission includes any technical information, design data, and/or recommendations, they are provided only as a matter of convenience and may not be used for final design and/or construction.

From: Page, Jonathan <JonathanP@coj.net>
Sent: Wednesday, November 2, 2022 3:54 PM
To: Rebecca Bray <R.Bray@gaiconsultants.com>
Cc: Enz, Jill <jenz@coj.net>; Monty Selim <selimm@bellsouth.net>; Josh Sowards <joshs@JBCoxwell.com>
Subject: Independent Drive meeting

EXERCISE CAUTION: This is an External Email Message!
Think before clicking on links, opening attachments, or responding

Becky, just sent you all a meeting invite. We would like to have a meeting to make sure we are all on the same page for the interface of Independent Drive and the Emerald Trail. This may affect your GMP so we wanted to do it sooner than later. _ JP

Jonathan P. Page, P.E.
Project Manager/Engineering & Construction
City of Jacksonville I Department of Public Works
214 N. Hogan Street, Jacksonville, FL 32202
904.255.8931

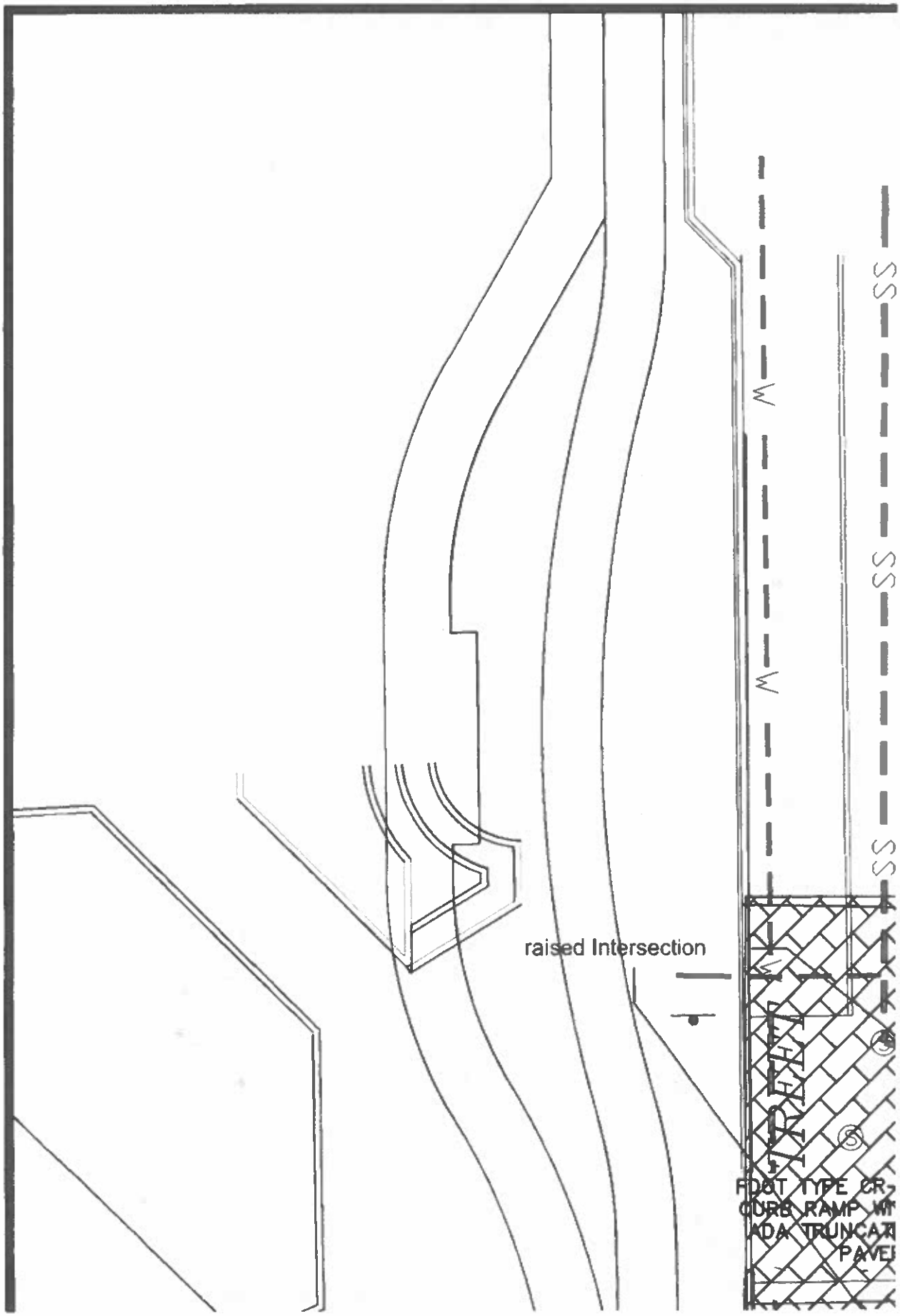
raised Intersection
FDOT TYPE CR
CURB RAMP W
ADA TRUNCAT
PAVE

CITY OF JACKSONVILLE NOTES

GENERAL

All construction shall be performed in accordance with the approved plans and comply with all standard city policies and ordinances. City approval is contingent upon any required State or federal permit approvals such as those from the Department of Environmental Protection or the St. Johns River Water Management District (SJRWMD).

UTILITY WORK

Plan approval through Development Services does not include utilities. Proposed water, sewer or electric construction must be approved separately through the respective utility company. In most cases, this will be

[illegible]

WORK WITHIN THE RIGHT-OF-WAY

CITY: Except for new subdivision infrastructure construction, all work performed within a City of Jacksonville right of way or easement requires a Right of Way Permit. The contractor performing the proposed work must have a current Right of Way Bond on file with Development Services. Right-of-way Permit applications are processed at:

[illegible]

STATE: All work performed within a state right-of-way requires a permit from the Florida Department of Transportation (FDOT). It is the developer's responsibility to obtain required FDOT permits or maintenance of traffic approvals for work within FDOT right-of-ways. The FDOT regional office can be contacted at (904) 360-5200. Any changes to the approved plans needed for FDOT approval must be submitted to Development Services at [illegible]

Adjacent State Roads:

RAILROAD: Railroad companies may require special approvals or permits to work within their right-of-ways. It is the developer's responsibility to obtain permission from any railroad right-of-way owner before performing any work within the right-of-way.

STORMWATER

Annual reports of compliance with the SJRWMD stormwater permits are required from the maintenance entity of all stormwater management facilities. Send copies of the reports to:

[illegible]

The owner of any project one (1) acre or larger is required to provide a Notice of Intent (NOI) in accordance with criteria set forth in the city's NPDES permit within 48 hours of beginning construction. Send NOI and NOT fees to:

[illegible]

The contractor shall contact the Environmental Quality Division, Erosion and Sedimentation Control Section (ESC) to provide verification that applicable stormwater permits have been obtained and to schedule a pre-construction ESC site inspection.

[illegible]

FIRE MARSHALL

Plan review and approval does not relieve the contractor of complying with all applicable State Fire Codes.

Underground mains and hydrants shall be installed, completed and in service prior to construction work.

Underground contractor shall submit to the Fire Marshal for approval complete specs for all underground pipe and fittings relating to fire protection PRIOR to installation and inspection. Contractor shall include manufacturer's name and pipe ID along with contractor's state license number.

LANDSCAPE

A Site Work Permit is required for the project.

Tree Fund payment is due _____ inches at $_____ = $

Arbor 25 funds are due _____ inches at $_____ = $

TRAFFIC ENGINEERING

TRAFFIC SIGNS

Mast Arm (each) _____

Standard (each) _____

Stop/Yield (each) _____

Design (per plan) 1 per plan

Installation (per hour) 1 per 2 signs (rounded up)

_____ Streetlights Required

NOTE: Traffic sign costs change from time to time. Consult Attachment 5 of the Land Development Procedures Manual (http://dcm.jacksonville.com) for the current rates before paying for any sign installations.

No lane closures allowed from 7 a.m. till 9 a.m. and from 4 p.m. till 6 p.m.

CITY OF JACKS
PUBLIC WORKS D

INDEPENDEN

JACKSONVILLE

60% SUBMITT

SEPTEMBER, 2022

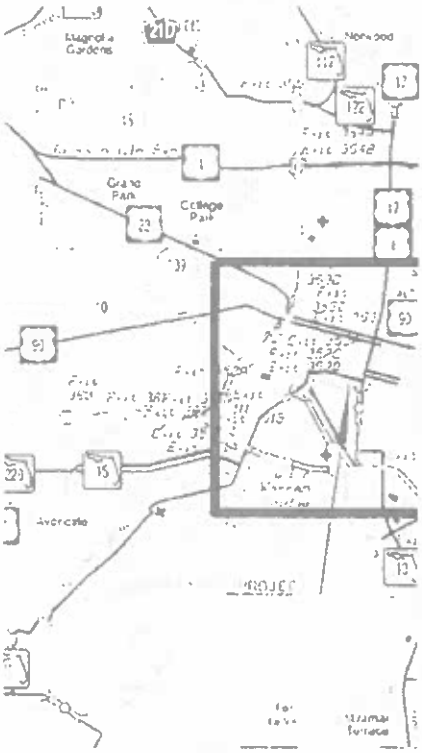

VICINITY

NTS

INDEX OF DRAWINGS

TITLE	SHEET NO
GENERAL	
COVER SHEET	GN-001
SIGNATURE SHEET	GN-002
GENERAL NOTES	GN-003
ROADWAY	
DRAINAGE MAP	RD-001
ROADWAY TYPICAL SECTION	RD-002
ROADWAY PLAN PROFILE	RD-101 - RD-102
ROADWAY CROSS SECTION	RD-201 - RD-210
TEMPORARY TRAFFIC CONTROL	
TEMPORARY TRAFFIC CONTROL DETAIL	TC-001
SIGNING AND PAVEMENT MARKING	
SIGNING AND PAVEMENT MARKING PLAN	SP-101
UTILITIES	
EXISTING UTILITIES	UT-101

9/16/2022 2:31:36 PM

ALAN NICKZ
LICENSE
NO 80052
STATE OF
FLORIDA
PROFESSIONAL ENGINEER

THIS ITEM HAS BEEN DIGITALLY
SIGNED AND SEALED BY

ON THE DATE ADJACENT TO THE SEAL

PRINTED COPIES OF THIS DOCUMENT ARE
NOT CONSIDERED SIGNED AND SEALED AND
THE SIGNATURE MUST BE VERIFIED
ON ANY ELECTRONIC COPIES

POND & COMPANY
1200 RIVERPLACE BLVD. STE 600
JACKSONVILLE, FL 32207
ALAN NICKZ, P.E. NO 80052

THE ABOVE NAMED PROFESSIONAL ENGINEER SHALL BE RESPONSIBLE FOR THE
FOLLOWING SHEETS IN ACCORDANCE WITH RULE 61G15-23.004, F.A.C.

SHEET NO.		SHEET DESCRIPTION
GN 001		COVER SHEET
GN 002		SIGNATURE SHEET
GN 003		GENERAL NOTES
RD-002		ROADWAY TYPICAL SECTIONS
RD-101	RD-102	ROADWAY PLAN-PROFILE
RD-301	RD-310	CROSS SECTIONS
TC 001		TEMPORARY TRAFFIC CONTROL DETAIL
SP 101		SIGNING AND PAVEMENT MARKING PLAN
UT 101		EXISTING UTILITIES

JUSTIN PHILLIPS
LICENSE
NO 81210
STATE OF
FLORIDA
PROFESSIONAL ENGINEER

THIS IT
SIGNED

ON THE

PRINTE
NOT CO
THE SI
ON AN

POND &
1200 R
JACKSO
JUSTIN

THE ABOVE NAMED PROFESSION
FOLLOWING SHEETS IN ACCORDA

SHEET NO	SHEET DESC
GN 002	SIGNATUR
RD-001	DRAINAGE

GENERAL NOTES:

1. CITY STANDARDS AND SPECIFICATIONS SHALL GOVERN UNLESS NOTED OTHERWISE IN THE PLANS AND BID TABS. WHEN CALLED FOR IN THE PLANS, THE FLORIDA DEPARTMENT OF TRANSPORTATION (FDOT) STANDARD PLANS DATED FY 2022-23 AND SPECIFICATIONS DATED JUNE 2022 SHALL APPLY.

2. THE LOCATION(S) OF THE UTILITIES SHOWN IN THE PLANS (INCLUDING THOSE DESIGNATED VV, VA AND VQL) ARE BASED ON LIMITED INVESTIGATION TECHNIQUES AND SHOULD BE CONSIDERED APPROXIMATE ONLY. THE VERIFIED LOCATIONS/ELEVATIONS APPLY ONLY AT THE POINTS SHOWN. INTERPOLATIONS BETWEEN THESE POINTS HAVE NOT BEEN VERIFIED.

SERVICE AREA	UTILITY TYPE	CONTACT	PHONE
AT&T DISTRIBUTION	TELEPHONE	DENO FERNUCCIO	(561) 697-3223
CENGEN	FIBER	METRO RELOCATIONS	(877) 366-4314 x3
CITY OF DELRAY BEACH TRAFFIC	CONDUIT	IDAHO LOTT	(772) 100-5326
COMCAST CABLE COMMUNICATIONS	CABLE	ANDREW SAVERSE	(954) 718-6998
CROWN CASTLE NG	FIBER	EMERALD TRAIL	(888) 633-0911 x2
DELCROW	FIBER	ATT ATLCESS	(800) 289-1901
INTERNET OF FLORIDA INC	FIBER	EDWARD HANDING	(954) 452-2234
JEA ELECTRIC	ELECTRIC	JEA DEVELOPMENT	(904) 665-5703
JEA FIBER	FIBER	JEA DEVELOPMENT	(904) 665-5703
JEA SEWER	SEWER	JEA DEVELOPMENT	(904) 665-5703
JEA WATER	WATER	JEA DEVELOPMENT	(904) 665-5703
MCI	COMMUNICATION LINE	NEXGEN INSPECTIONS	N/A
NE GREENLEE INFRA	STRUCTURE GROUP	AT&T DRAFT	N/A
REDD PEDDES GAS	ACCESSONLINE	JOHN COMING	(813) 313-3763
SNI FIBER LLC	FIBER	JOHN HALLEY	(251) 753-8695
VERIZON SUNCOM	FIBER		

Understand could

3. UTILITY COORDINATION IS ONGOING, AND PLANS MAY NOT SHOW ALL NEEDED ADJUSTMENTS. IT IS THE CONTRACTORS RESPONSIBILITY TO VERIFY UTILITIES DISPOSITION PRIOR TO BEGINNING CONSTRUCTION ALONG THE ROADWAY.

4. THE CONTRACTOR SHALL COORDINATE WITH OTHER CONSTRUCTION ACTIVITIES IN THE AREA INCLUDING, BUT NOT LIMITED TO, THE FOLLOWING:
   - [illegible]
   - EMERALD TRAIL SEGMENT 2, HOGAN STREET

5. STATIONS, OFFSETS, PROFILES, AND CROSS SECTIONS ARE BASED ON THE FOLLOWING ALIGNMENTS:

STATION RANGE	ALIGNMENT
113+00.00 - 117+00.00	℄ CONST. WATER HOGAN
200+00.00 - 201+00.00	℄ CONST. INDEPENDENT

2/16/2023 2:11:10 PM
J:\FT\FT13\30-2904 CRD\Engineering\Drawings\CONTROL.dgn

Are we really able to save this curb?

could be alternative?

existing curb (to remain) or dash it

WATER

Don't you usually show existing and proposed typicals?

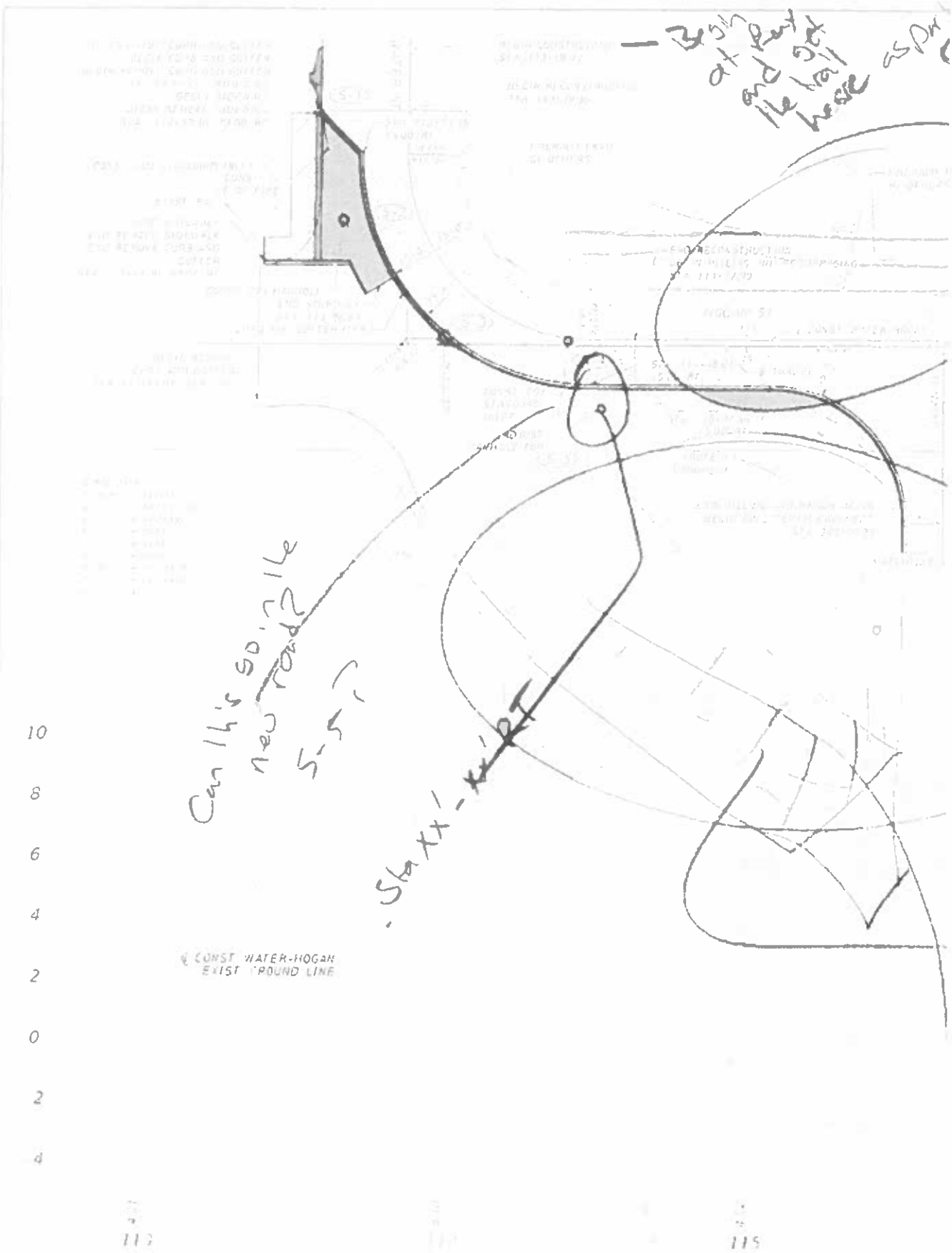
— Bush at Bay and get the hell house as far
Can this go into new road?
5-5?
.5 ha x' - x'
10
8
6
4
2
0
2
4
℄ CONST WATER-HOGAN
EXIST GROUND LINE

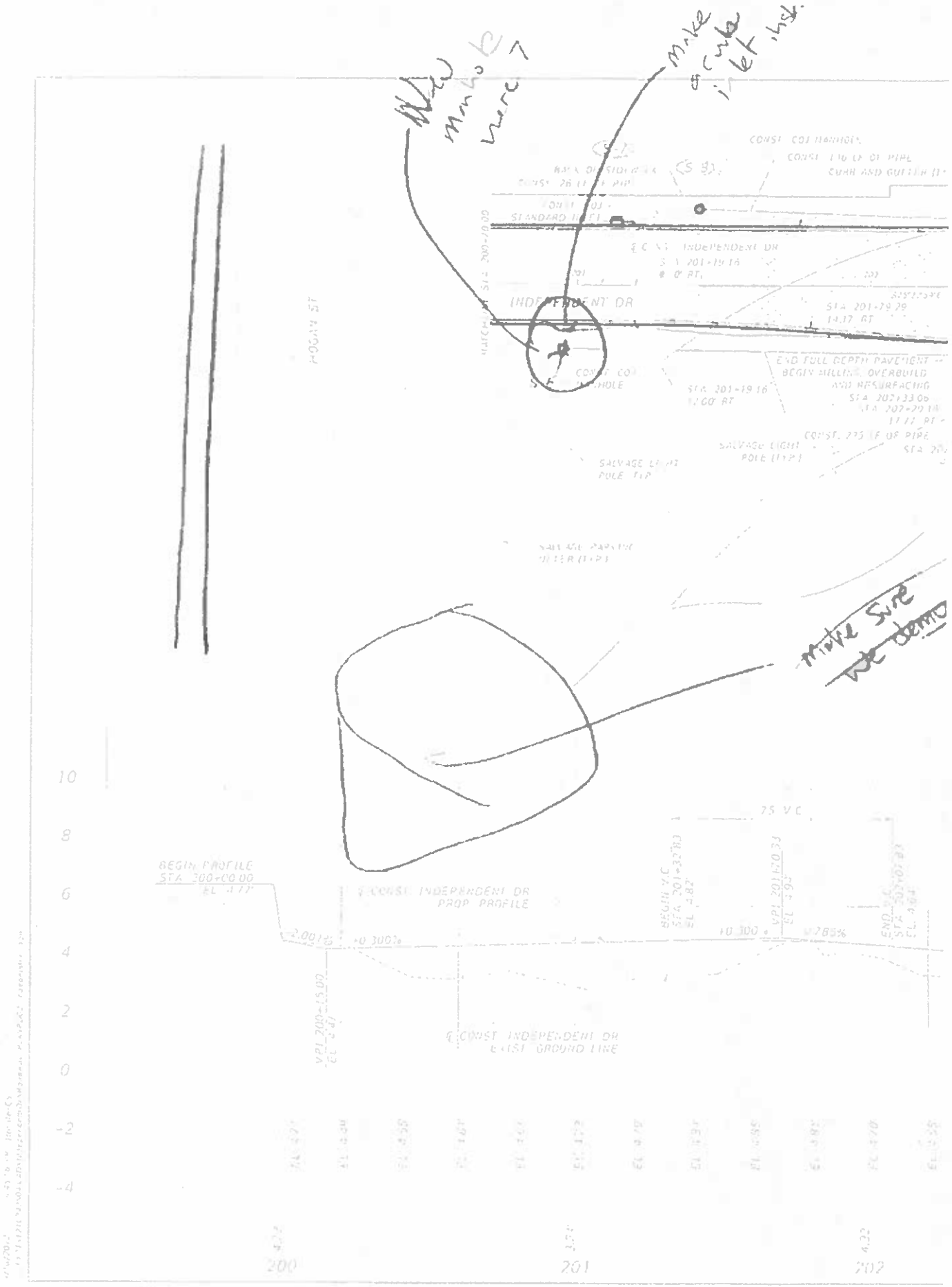
Make sure manhole where?
Make a curb inlet inst.
Make sure not demo
INDEPENDENT DR
HOGAN ST
CONST. CO. MANHOLE
CONST. 116 LF OF PIPE
CURB AND GUTTER
STANDARD INLET
℄ C.N.T. INDEPENDENT DR
STA. 201+19.16
14.00' RT.
STA. 201+79.29
14.17' RT.
END FULL DEPTH PAVEMENT
BEGIN MILLING, OVERBUILD
AND RESURFACING
STA. 202+33.06
STA. 202+29.14
11.77' RT.
CONST. 275 LF OF PIPE
SALVAGE LIGHT
POLE (TYP.)
SALVAGE LIGHT
POLE TYP.
SALVAGE PARKING
METER (TYP.)
STA. 201+19.16
12.00' RT.
BEGIN PROFILE
STA. 200+00.00
EL. 4.77'
℄ CONST. INDEPENDENT DR
PROP. PROFILE
-2.00%
+0.300%
BEGIN V.C.
STA. 201+32.83
EL. 4.82'
VPI 201+60.34
EL. 4.92'
+0.300
+2.85%
END V.C.
STA. 201+87.83
EL. 4.94'
75' V.C.
VPI 200+15.00
EL. 2.47'
℄ CONST. INDEPENDENT DR
EXIST. GROUND LINE
10
8
6
4
2
0
-2
-4
200
201
202

EMERALD TRAIL
BY OTHERS
2.00%
15'
5
0
70
60
50
40
30
20
10
0

EMERALD TRAIL
BY OTHERS
2.00%
10
5
0
70
60
50
40
30
20
10
0

EMERALD TRAIL
BY OTHERS
6.00
2.00%
10
5
0
70
60
50
40
30
20
10
0

10
5
0
70
60
50
40
30
20
10
0
2.00%
2.00
2.00%

EMERALD TRAIL
BY OTHERS
2.00
EL. 4.73

EMERALD TRAIL
BY OTHERS
2.00
EL. 4.80

EMERALD TRAIL
BY OTHERS
2.00
EL. 4.87

5-7 & 58

TEMPORARY TRAFFIC CONTROL PLAN (TTCP) GENERAL NOTES

1. THE EXISTING POSTED SPEEDS WILL BE MAINTAINED FOR THE DURATION OF CONSTRUCTION.

2. MAINTAIN EXISTING STREET NAME SIGNS FOR 911 PURPOSES.

3. TEMPORARY LANE CLOSURES MUST RECEIVE APPROVAL FROM THE CITY OF JACKSONVILLE TRAFFIC ENGINEER AT LEAST SEVEN (7) DAYS PRIOR TO CLOSURE.

4. FIFTEEN (15) MINUTES PRIOR TO INITIATING MOVE FOR A LANE CLOSURE CONTACT THE DISTRICT TWO REGIONAL TRANSPORTATION MANAGEMENT CENTER (RTMC) AT (904) 901-2000 TO PROVIDE INFORMATION ON THE ROADWAY, DIRECTION OF TRAVEL, AND WHICH LANES WILL BE CLOSED. ONCE THE WORK IS COMPLETE AND LANES ARE RECOVERED, CONTACT THE DISTRICT TWO RTMC WITHIN THIRTY (30) MINUTES TO NOTIFY THEM THAT THE CLOSURES HAVE BEEN REMOVED.

5. CONTACT THE JACKSONVILLE TRANSPORTATION AUTHORITY (JTA) FOURTEEN (14) DAYS PRIOR TO ANY LANE CLOSURES, TRAFFIC OPERATIONS, OR ANY OPERATIONS THAT MAY AFFECT JTA BUS ROUTES.

6. LANE WIDTHS FOR MAINTENANCE OF TRAFFIC SHALL NOT BE LESS THAN TEN (10) FEET IN WIDTH.

7. COST OF TTCP DEVICES & SIGNS TO BE PAID FOR WITH MAINTENANCE OF TRAFFIC (LUMP SUM).

8. DETOURS AND LANE CLOSURES MUST BE COORDINATED WITH ADJACENT PROJECTS SUCH THAT THE WORK REQUIRED DURING THE DETOUR OR LANE CLOSURES CAN BE ACCOMPLISHED AT THE SAME TIME AS THE ADJACENT PROJECT OR THERE MUST BE A MINIMUM OF A SIXTY (60) DAY TIME LAPSE BETWEEN THE PROJECTS FOR THE CLOSURE.

9. ALL TEMPORARY STRIPING WILL BE PAID FOR UNDER PAY ITEM 102-1 MAINTENANCE OF TRAFFIC (LS).

10. MAINTAIN TRAFFIC UTILIZING FDOT STANDARD PLANS INDEX 102-600, 102-601, 102-602, 102-603, 102-604, 102-613, 102-660, D102-590 AND THESE TTCP DETAILS.

Slops ? I'm ok with this

TTCP PHASING NO

PHASE 1A

1. INSTALL FOR END OF INSTALL CONTROL DEV ACCESS PLA

PHASE 1

1. MAINTAIN E SINGLE THRO STANDARD P ALL TIMES THE SOUTHE

2. CLOSE ACCE EXCEPT AS N DETOUR ROUT CLOSE PORTI ALONG THE S

3. CONSTRUCT AND THE NOR LEFT TO BE

PHASE 2

1. PLACE TEMP THE PORTION PREVIOUS PH INDEPENDENT

2. CONSTRUCT BETWEEN TH PAVEMENT A

PHASE 3

1. CLOSE THE WATER STRE DRIVE TRAFF CONSTRUCTE THE PREVIOU

2. CONSTRUCT SIDE OF THE STREET AND THE FINAL P

3. DEMOLISH P PLANS

PHASE 4

1. PLACE TEMP THE OUTSIDE

2. CONSTRUCT REALIGNMENT

PHASE 5

1. CONSTRUCT

2. PLACE PERM



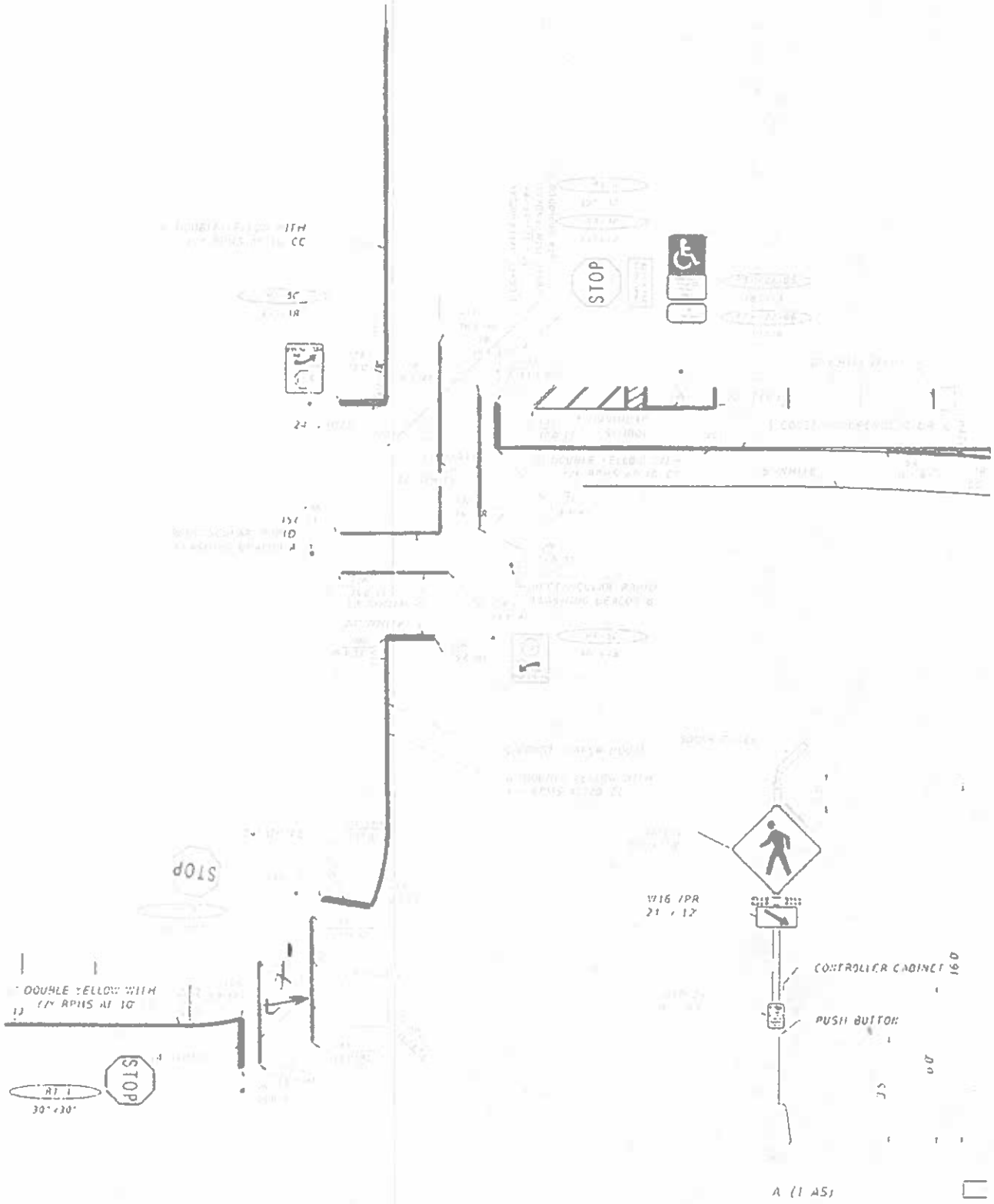
STOP
STOP
STOP
DOUBLE YELLOW WITH
CONTROLLER CABINET
PUSH BUTTON

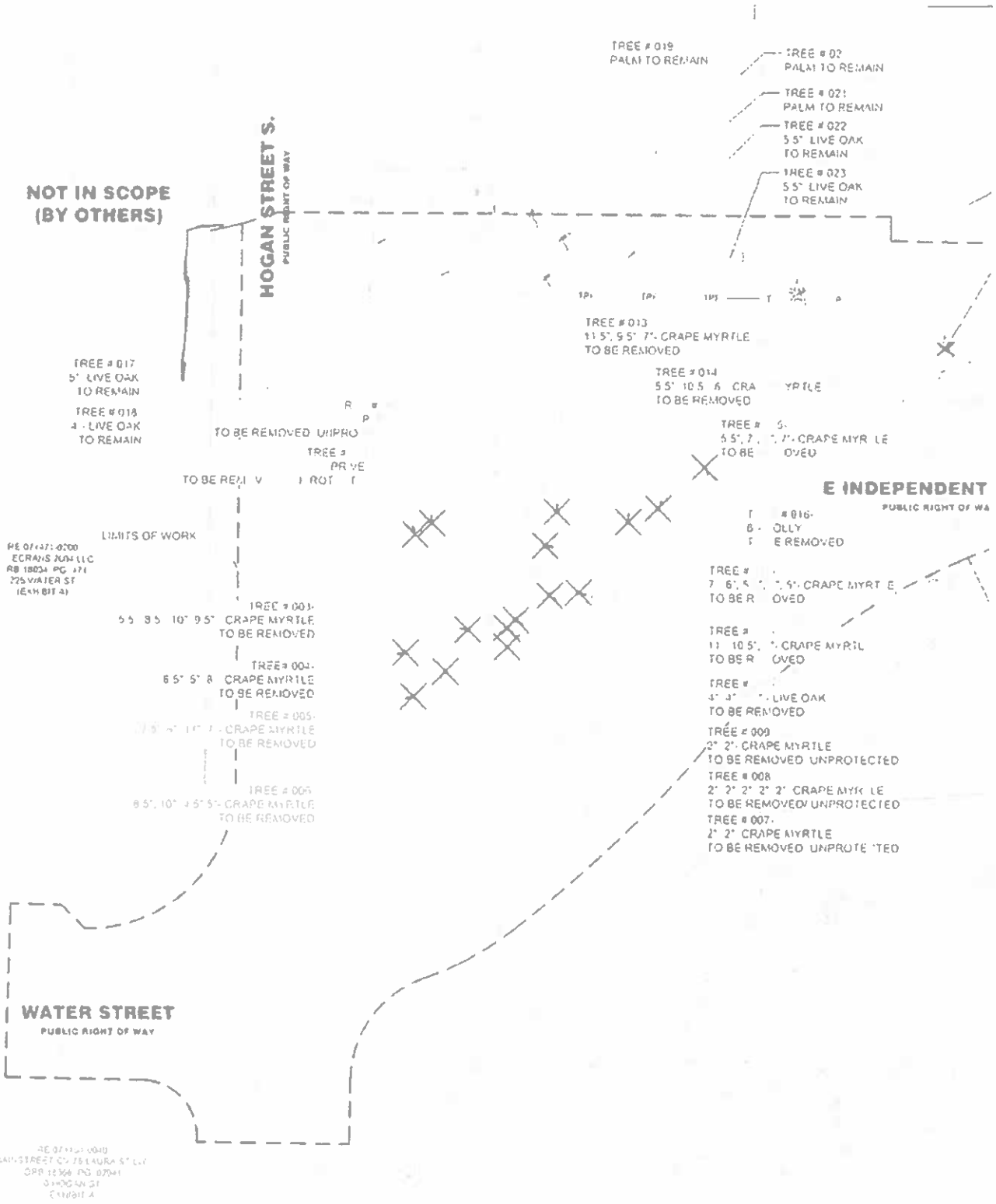
TREE # 019
PALM TO REMAIN
TREE # 02
PALM TO REMAIN
TREE # 021
PALM TO REMAIN
TREE # 022
5.5" LIVE OAK
TO REMAIN
TREE # 023
5.5" LIVE OAK
TO REMAIN
NOT IN SCOPE
(BY OTHERS)
HOGAN STREET S.
PUBLIC RIGHT OF WAY
TREE # 013
11.5", 9.5", 7"- CRAPE MYRTLE
TO BE REMOVED
TREE # 017
5" LIVE OAK
TO REMAIN
TREE # 018
4 - LIVE OAK
TO REMAIN
TO BE REMOVED UNPRO
TO BE REMOVED UNPROTECTED
LIMITS OF WORK
E INDEPENDENT
PUBLIC RIGHT OF WA
TREE # 003-
5.5" 8.5" 10" 9.5" CRAPE MYRTLE
TO BE REMOVED
TREE # 004-
6.5" 5" 8" CRAPE MYRTLE
TO BE REMOVED
TREE # 005-
CRAPE MYRTLE
TO BE REMOVED
TREE # 006
8.5", 10", 4.5", 5"- CRAPE MYRTLE
TO BE REMOVED
TREE # 009
2" 2"- CRAPE MYRTLE
TO BE REMOVED UNPROTECTED
TREE # 008
2" 2" 2" 2" 2" CRAPE MYRTLE
TO BE REMOVED/ UNPROTECTED
TREE # 007-
2" 2" CRAPE MYRTLE
TO BE REMOVED UNPROTECTED
WATER STREET
PUBLIC RIGHT OF WAY

TREE MITIGATION SPECIFICATIONS

A. GENERAL

1. CONTRACTOR SHALL REFER TO THE TREE PROTECTION AND PRESERVATION PLAN [illegible] FOR TREES SCHEDULED FOR REMOVAL, TREES TO BE PRUNED, AND TREES TO BE PROTECTED. THE PROTECTION PLAN SHALL BE PART OF THE CONTRACT DOCUMENTS.

2. CONTRACTOR SHALL COORDINATE ALL CONSTRUCTION PROCEDURES AND THE PROJECT WORK SO THAT THE TREES TO BE SAVED WILL BE PROTECTED.

3. ANY DAMAGE SUBJECT TO MONITORING MUST BE ASSOCIATED WITH [illegible] TREE PROTECTION MEASURES, INCLUDING, BUT NOT LIMITED TO, ROOT COMPACTION, ROOT DAMAGE, OR ROOT SOIL DISTURBANCE.

4. ASSOCIATED DOCUMENTS, PLANS, OR DIRECTIVES OF CONTRACTOR SHALL BE REVIEWED TO ANY TREE OR PLANT WORK AREAS TO PROTECT TREES AND PLANTS FROM DAMAGE.

5. EXISTING UTILITY LOCATIONS AND DEPTHS SHALL BE VERIFIED, AND ALL DEVICES SHALL BE INSTALLED BY THE OWNER'S SELECTED TENANT.

6. CONTRACTOR SHALL COORDINATE TREE REMOVAL WITH PROPERTY MANAGEMENT AND PROJECT ARBORIST PRIOR TO CONSTRUCTION TO PREVENT ANY DAMAGE OR CAUSE TO BE REMOVED ANY PROTECTED TREE OR PLANT WITHOUT PRIOR AND PROPER PERMIT AS PROVIDED BY THE APPROPRIATE PERMITTING AUTHORITY.

7. USE PROTECTED TREES OR TREE WITHIN REMOVED THE CONTRACTOR MUST OBTAIN THE PERMITTING AGENCY REVIEW AND CONSENT, WITH TO RELOCATE TREES EXCAVATED FOR REMOVAL TO ANOTHER SITE AT THE PERMITTING AGENCY'S DISCRETION.

8. CONTRACTOR'S RESPONSIBILITY FOR POSSESSING ALL NECESSARY APPLICATION LICENSES, BUSINESS REGISTRATIONS AND INSURANCE, PESTICIDE LABELS AND MATERIAL SAFETY DATA SHEETS. THE CONTRACTOR'S ACTIONS SHALL FOLLOW ALL ENVIRONMENTAL CONTROL MEASURES AND INCLUDE PROPER PLACEMENT, PROTECTIVE EQUIPMENT FOR PESTICIDE APPLICATION AND ACCIDENTAL SPILLS ON SITE AT ALL TIMES. THE OWNER RESERVES THE RIGHT TO INSPECT THE APPLICATION AND REVIEW THE MATERIALS PRESENT TO BEFORE AND DURING THE PESTICIDE TREATMENT.

9. UNDER THE TREE AREAS ARE PROHIBITED WITHIN THE DRIPLINE OF PROTECTED TREES AND LESS THAN FOUR (4) INCHES SLIP GRADE CHANGE ARE PROVIDED. THE ALTERNATE SURFACES THAT ALLOW AIR AND WATER INTO THE SOIL BELOW SHALL BE USED INCLUDE PERMEABLE OR OTHER SUCH VARIOUS SURFACES.

10. THE ARBORIST OF THE APPROVED DESIGN SHALL BE CONSTRUCTED AROUND ALL TREES TO BE PRESERVED IN THE ABOVE DRAWINGS. THE TREES TO BE CLASSIFIED AS THOSE THE OWNER SELECTED PROJECT ARBORIST. THE DESIGN SPECIFICATIONS DETAIL INCLUDE:

    a. TREE PROTECTION FENCING

    b. HOT PIPES AND HOSE BARRIERS

    c. CLEARING

    d. TREE CANOPY PRUNING

    e. STAKES / TIES

    f. MULCH / SOIL

    g. IRRIGATION

B. TREE PROTECTION FENCING

1. PRIOR TO THE EXCAVATION OF ANY TREE PROTECTION FENCING, ALL FOREIGN DEBRIS, GARBAGE, WEEDS, TRASH OR DEBRIS SHALL BE REMOVED FROM THE AREA TO BE EXCAVATED BY THE FENCING. AFTER PROTECTION OF THE TREES AND SUCH MATERIALS ARE LITTER SHALL BE PERMITTED TO REMAIN WITHIN THE PROTECTED AREA.

2. TREE PROTECTION FENCING SHALL BE INSTALLED AROUND ALL PROTECTED TREES. DEVELOPER PROTECTED ROOT ZONE AND SHALL REMAIN UNTIL ALL SITE GRADING, LAND ALTERATION AND CONSTRUCTION ACTIVITIES HAVE CEASED.

3. NO TREE GRATE AND COVER AND UNDERSTORY TREE PLANTING SHALL BE WITHIN THE PROTECTED AREA. SHALL REMAIN THROUGHOUT CONSTRUCTION. OTHER DESIGNATED DISTRICTS, ON AND NATURAL PLANT SPECIES SHALL BE NOT REMOVED OR DAMAGED BY ANY LABOR VEHICLE AND EQUIPMENT OR BY OTHER VEHICLES APPROVED BY THE PROJECT ARBORIST.

4. TREE PROTECTION FENCING TREES AND LOCATION DRAWING BY PROVIDED AS PROVIDED ON THE TREE PROTECTION PLAN AND DETAILS ON AS PROVIDED TO THE LOCAL AGENCY.

5. PLANT LOCATIONS SHALL BE COORDINATED WITH THE AREA APPROVED BY THE PROJECT ARBORIST.

6. NO WEAPONS, EQUIPMENT, ROOM, VEHICLE OR MATERIAL WITHIN THE TREE PROTECTION ZONE.

7. PROJECT CONTROL DEVICES SUCH AS BERM FENCES OR BAND BASINS AND WATER DIVERSION STRUCTURES SHALL BE INSTALLED TO IMPLEMENT EROSION AND SEDIMENTATION WITHIN THE TREE PROTECTION ZONE.

8. CONSTRUCTION ACTIVITY SHALL NOT DISTURB OR DAMAGE THE ROOTS WITHIN THE ROOT SYSTEM OF PROTECTED TREES. ROOT WORK AND TRENCHING SHOULD BE CLOSE TO PROTECTED TREES SHALL BE HAND DUG TO AVOID DAMAGE TO MAJOR ROOTS.

9. DO NOT ATTACH ANY SIGNS, CLOTHES, OR ANY OTHER ITEMS TO ANY TREE. DO NOT DRIVE NAILS, SCREWS OR OTHER OBJECTS INTO ANY TREE. PROTECTED TREE. ANY ROOT, TRUNK, OR BRANCH THAT DAMAGED OR DISTURBED UNDER THE TREE.

10. CONTRACTOR'S ACCESS TO DESIGNED TREE PROTECTION AREA IS NOT ALLOWED WITHOUT PRIOR APPROVAL OF THE PROJECT ARBORIST.

11. STOCKPILING OF MATERIALS REQUIRED WITHIN THE PROJECTED AREA SHALL BE LIMITED TO THREE (3) INCHES OF COMPACTED COMPOST AS PROJECT ARBORIST.

12. STORAGE AREAS AND LOADING ZONES TO BE ESTABLISHED WITHIN THE TREE PROTECTION ZONE SHALL BE LOCATED AWAY FROM ALL PROTECTED TREES AND ALL DEBRIS, AND ALL DEBRIS SHALL BE REMOVED AND DISPOSED OF AS DIRECTED BY THE PROJECT ARBORIST.

13. THE PROJECT ARBORIST SHALL BE ALLOWED TO ENTER THE PROTECTED AREA TO MONITOR THE TREE PROTECTION FENCING AND ANY ACTIVITIES WITHIN THE TREE PROTECTION ZONE. ALL CONSTRUCTION ACTIVITIES SHALL BE STOPPED.

14. ANY DAMAGE TO TREE PROTECTION FENCING SHOULD OCCUR BY ACCIDENT OR VIOLATION, THE CONTRACTOR SHALL BE RESPONSIBLE FOR IMMEDIATE REPAIRS.

15. IF THE PRIMARY VALUE OF A TREE SHADOWS, WHICH IS CLOSE TO THE PROTECTED AREA OF TREES TO BE PRESERVED, A PROVIDED SUPPLEMENTAL VALUE OF CONTROL TREE SHALL BE CREATED TO PROTECT THE SOIL. THE PROVIDED MATERIAL SHALL BE REPLACED AS NECESSARY TO THE ATTACHED PROVIDED. ALL TREES, CONTRACTOR SHALL REPORT ALL SUCH MATERIALS PRESENT THE STATE AS SOON AS THE MATERIAL IS DISCOVERED TO THE PROJECT ARBORIST.

16. CONTRACTOR SHALL COORDINATE WITH THE PROJECT ARBORIST ON THE REMOVAL OF ALL TREE PROTECTION FENCING.

C. TREE PRUNING STANDARDS

1. PRUNING LOCATIONS SHALL BE PROVIDED AS PER THE PROJECT ARBORIST.

2. STATE OF DEVELOPMENT THAT HAS TREES OF HIGHER VALUE PRESERVED HAS SHALL BE APPROVED BY THE PROJECT ARBORIST AND PRUNED ACCORDING TO THE PROJECT ARBORIST. ALL PRUNING SHALL BE PERFORMED BY A CERTIFIED ARBORIST OR TREE PRUNER.

3. [illegible] PRUNING TREES DESCRIBED SEE THE SITE PLAN AND DETAIL SHEETS.

4. THE PRUNING SHALL BE BASED ON THE ANSI A300 (PART 1) STANDARDS FOR TREE CARE OPERATIONS.

5. TREES TO BE RELOCATED SHALL BE PRUNED AS NEEDED FOR PLANTING (11) MONTHS PRIOR TO TREE RELOCATION.

6. [illegible] TREE ROOT PLANT AREAS DESIGNED AS TREE PROTECTION AREAS BE MODIFIED TO LESS PRUNING COSTS. THE ROOT ZONE REQUIRED INCLUDES THE ROOTS.

D. CLEARING

1. ANY REQUIREMENTS AND DEBRIS WITHIN THE TREE PROTECTION ZONE SHALL BE RECOGNIZED AS PRUNING OR REMOVED AS DIRECTED.

2. CONTRACTOR SHALL CLEAR ALL TREE PROTECTION AREAS OF TREES, BRUSH, GRAND COVERS, WEEDS, SUCKERS AND MINOR DEBRIS UNDER THE TREE PROTECTION OF THE PROJECT ARBORIST. [illegible] SPECIFICATIONS SHOW

3. [illegible] OF WORKER'S TRUNK, PRUNE VEHICLES OR EQUIPMENT OR HAND OF AREAS

4. A TRAD [illegible] WITH CHANGE [illegible] SUCH AS [illegible] OR CLEARANCE PRUNE

E. TREE CANOPY PRUNING

DETERMINATIONS SHOULD BE DEFERRED BASED ON [illegible] OF CONDITIONS THE WORK PROJECT ARBORIST.

1. CONTRACTOR'S WORK OF THE TREE WITH THE PROJECT ARBORIST TO DO WORK.

2. ALL PRUNING SHALL BE PERFORMED IN ACCORDANCE WITH THE PROJECT ARBORIST'S PRUNING STANDARDS. PRUNING SHALL BE PERFORMED BY A CERTIFIED ARBORIST OR TREE CARE OPERATIONS.

3. ALL LEAVES OF THE PROJECT ARBORIST SHALL BE PERFORMED AS PRUNING TO THE TREE.

4. PRUNING TREES SHALL BE DONE IN ACCORDANCE WITH THE LATEST EDITION OF THE NATIONAL STANDARDS FOR TREE CARE OPERATIONS. WORK SHALL BE PERFORMED BY A CERTIFIED ARBORIST OR TREE WORKER. PRUNING SHALL BE IN ACCORDANCE WITH ACCEPTED PRACTICES. TREE PRUNING.

5. [illegible] TO REMOVE DEAD WOOD, DISEASED OR DEFECTIVE BRANCHES SHALL BE [illegible] CLEARANCE ZONE.

6. NO [illegible] TREE ATTACHMENT OF LIFE POLICE SHALL BE ALLOWED WITHIN ANY TREE.

7. ALL PRUNING TO THE PROJECT ARBORIST SHALL BE PROVIDED AS FOLLOWS:

    a. USE BRANCH PRUNING SHOULD BE PERFORMED [illegible] THE DIRECTION OF THE WEAK

    b. REMOVE STUBS, CUTTING CLOSE THE [illegible] WOOD [illegible]

    c. CLEAN AND FOR THE SELECTION REMOVAL OF DEAD, DISEASED, SUCKERS, OR DAMAGED BRANCHES AS DIRECTED BY THE PROJECT ARBORIST.

    d. PRUNING COUNTERWEIGHT [illegible] FOR [illegible]

    e. PRUNING [illegible] SHALL BE [illegible]

    f. ALL TREES WITH [illegible] THAT PROJECT INTO [illegible] OF PEDESTRIAN [illegible] SHALL BE PRUNED.

    g. ALL TREES WITH [illegible] THAT PROJECT INTO [illegible] AREAS SHALL BE PRUNED.

8. TREE WHOLE ROOT SYSTEMS WHICH ARE NOT AFFECTED SHALL REMAIN UNDISTURBED.

    a. THE LOCATIONS OF DEBRIS FROM REMOVAL SHALL BE DETERMINED BY

    b. REMOVAL OF THE SELECTED [illegible] PROJECT TREE [illegible]

    c. REMOVE [illegible] BY [illegible] BRANCHES BY [illegible] AREAS TO ENSURE THE ROOTS OF SELECTED BRANCHES

    d. [illegible] SHALL CONSIST OF [illegible] TO PROVIDE [illegible]

9. PROPOSED REMOVAL TREES

    a. PRUNING SHALL RECEIVE [illegible]

10. BRUSH SHALL BE CHIPPED AND SPREAD EVENLY WHEN DISEASE OR PEST CONTROL IS WITHIN THE TREE PROTECTION ZONE TO A MAXIMUM DEPTH OF THREE (3) INCHES.

11. CONTRACTOR SHALL BE RESPONSIBLE FOR REMOVING ALL DEBRIS [illegible]

F. REMOVAL

1. CONTRACTOR SHALL CONSULT WITH THE ZONE [illegible] FOR OWNER'S REQUIREMENTS [illegible] TO OCCUPANCY [illegible]

2. EVERY EFFORT SHALL BE MADE TO UTILIZE CRITICAL OR ORGANIC OR WITH LEAST IMPACT TO THE NATURAL ENVIRONMENT. CONTRACTOR'S RESPONSIBILITY [illegible] WITH STRICT CONFORMANCE TO MANUFACTURER'S SPECIFICATIONS FOR LATEST ASTM [illegible]

3. ONLY TREES AFFECTED BY CONSTRUCTION OR AS SHOWN ON THE TREE MITIGATION SHALL BE IMPACTED.

4. TREES [illegible] TO REMOVE [illegible] SHALL BE TREATED AS FOLLOWS:

    a. [illegible] ACCORDING TO [illegible]

    b. [illegible] ACCORDING TO MANUFACTURER'S SPECIFICATIONS [illegible]

    c. [illegible] WITH [illegible] AND THE [illegible]

    d. [illegible] CRITICAL ROOT ZONE [illegible] CRITICAL ROOT ZONE [illegible] LOCATIONS

    e. [illegible] SHALL BE [illegible] OF [illegible]

    f. [illegible] PRODUCT CONTAINERS SHALL BE [illegible] FOR [illegible]

5. TRANSPLANT PROCEDURE [illegible]

    a. CONTRACTOR SHALL PROVIDE [illegible] PROJECT ARBORIST [illegible]

    b. [illegible] SHALL PROVIDE [illegible] PROJECT ARBORIST [illegible]

    c. [illegible] WITH [illegible] AND [illegible]

    d. [illegible] PRODUCT CONTAINERS SHALL BE [illegible]

6. [illegible] MAINTENANCE

    a. [illegible] WATER [illegible] THE CONTRACTOR SHALL REPLACE PROPERTIES [illegible]

G. [illegible]

1. [illegible] WITH [illegible]

2. [illegible] PRODUCT [illegible]

3. [illegible] RECOMMENDATIONS [illegible]

4. [illegible] SHALL AT THE [illegible] AND [illegible] SHOULD BE [illegible] [illegible] DOCUMENTS [illegible]

5. [illegible] CONTRACTOR [illegible]

H. [illegible]

1. [illegible] AS [illegible] TREES AND TRANSPLANTS [illegible]

TREE REMOVAL DATA - C.O.J INDEPENDE

Tree Number	DBH	Tree Species		Status/ Condition	Protecte	
		Botanical Name	Common Name		Live Oak 6" or Greater	Hardw Except Specime
001		G STRUM	PRIVET	REMOVE/ UNPROTECTED		
002		IGUSTRUM	PRIVET	REMOVE/ UNPROTECTED		
003	11 5	LAGERS ROEMIA	CRAPE MYRTLE	REMOVE		
004	9 5	LAGERS ROEMIA	CRAPE MYRTLE	REMOVE		
005	11 5	LAGERSTROEMIA	CRAPE MYRTLE	REMOVE		
006	28	LAGERS ROEMIA	CRAPE MYRTLE	REMOVE		
007	4	LAGERSTROEMIA	CRAPE MYRTLE	REMOVE/ UNPROTECTED		
008	10	LAGERS ROEMIA	CRAPE MYRTLE	REMOVE/ UNPROTECTED		
009	4	LAGERS ROEMIA	CRAPE MYRTLE	REMOVE/ UNPROTECTED		
010	11 5	QUERCUS SPP	LIVE OAK	REMOVE	11 5	
011	30 5	LAGERSTROEMIA	CRAPE MYRTLE	REMOVE		
012	30 5	LAGERS ROEMIA	CRAPE MYRTLE	REMOVE		
013	28	LAGERSTROEMIA	CRAPE MYRTLE	REMOVE		
014	27	LAGERSTROEMIA	CRAPE MYRTLE	REMOVE		
015	25 5	LAGERSTROEMIA	CRAPE MYRTLE	REMOVE		
016	6	ILEX	HOLLY	REMOVE		
017	5	QUERCUS SPP	LIVE OAK	REMAIN		
018	4	QUERC S SPP	LIVE OAK	REMAIN		
019		PALM	PALM	REMAIN		
020		PALM	PALM	REMAIN		
021		PA M	PALM	REMAIN		
022	5 5	QUERC S SPP	LIVE OAK	REMAIN		
023	5 5	QUERC S SPP	LIVE OAK	REMAIN		
024		PALM	PALM	REMAIN		
025	21	SABAL	PALM	REMOVE		
026	15	QUERCUS SPP	LIVE OAK	REMOVE	15	
027	7	QUERC S SPP	LIVE OAK	REMOVE/ DEAD		
028	13	QUERCUS SPP	LIVE OAK	REMOVE	13	
029	7	QUERCUS SPP.	LIVE OAK	REMOVE	7	
030	8	QUERCUS SPP	LIVE OAK	REMOVE	8	
				Total Inches	55	0

Tree Ordinance Mitigation Calculation

Tree Removed	Removed Inches	Mitigation Ratio	Replacement Inches Required
Live Oak 6" or Greater	55	1 1	55
Total Live Oak Replacement Inches Required			55
Hardwood Exceptional Specimen (≥24)	0 00	1.1	0
Hardwood Tree (6" to <23 5)	6 00	3 1	2
Sabal Palm (6" or Greater)	21 00	3 1	7
Total Non-Live Oak Replacement Inches Required			9
		Total Replacement Inches	64

ALL TREE REPLACEMENT INCHES WILL BE PROVIDE BY OTHERS ON PARK PLAN

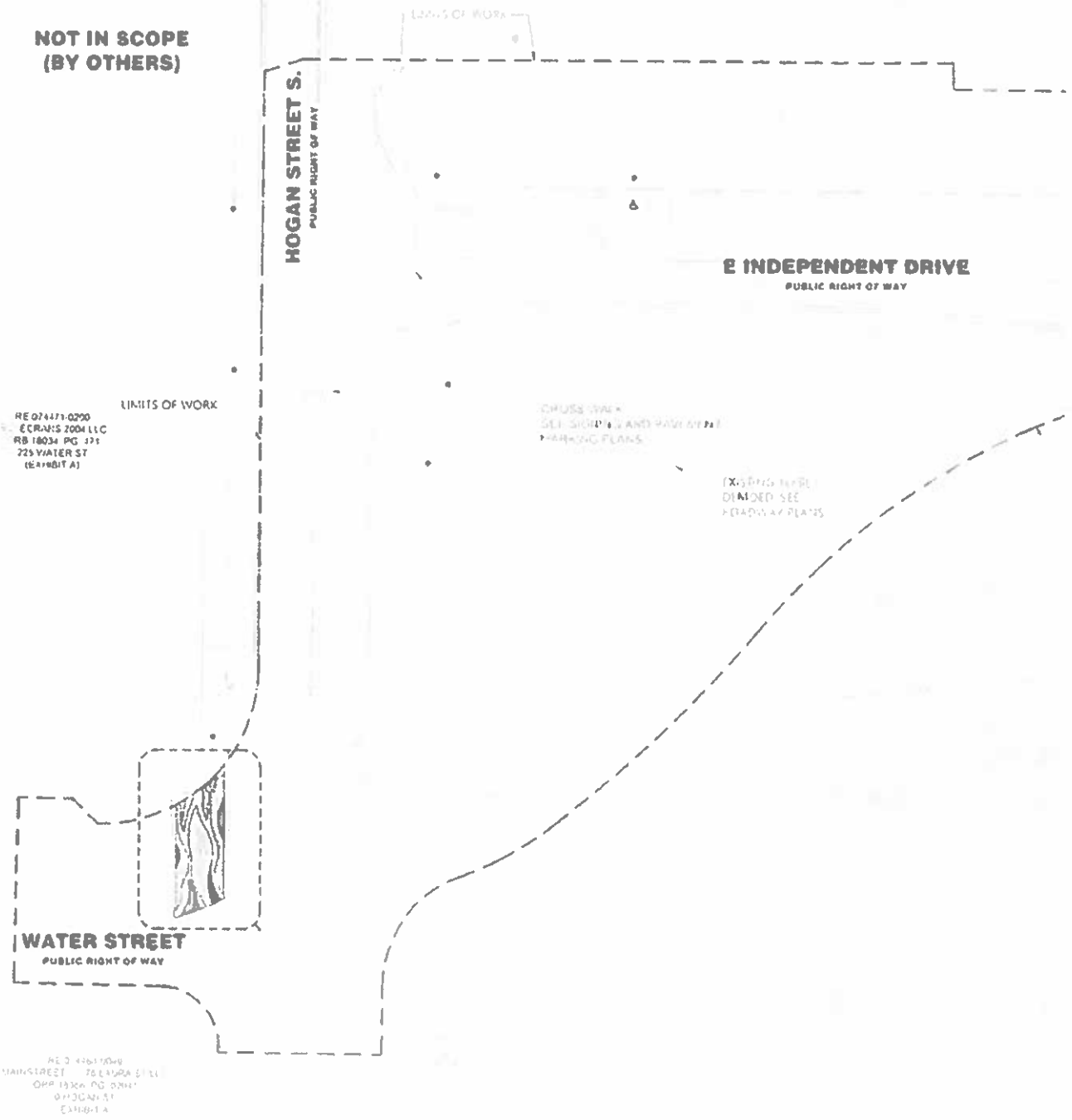
NOT IN SCOPE
(BY OTHERS)
HOGAN STREET S.
PUBLIC RIGHT OF WAY
E INDEPENDENT DRIVE
PUBLIC RIGHT OF WAY
LIMITS OF WORK
WATER STREET
PUBLIC RIGHT OF WAY

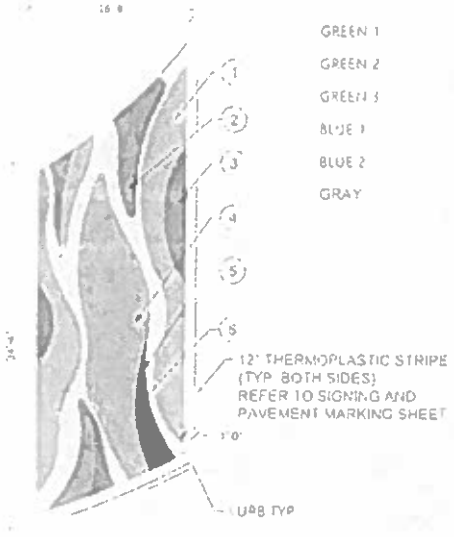

NOTES

1. PAVEMENT SURFACE COLOR TREATMENT TO BE STREETBOND 120 PAVEMENT COATING BY GAF, PARSIPPANY, NEW JERSEY, PHONE (800) 766-3411, WEBSITE WWW.GAF.COM OR APPROVED EQUAL
2. CONTRACTOR TO UTILIZE A GAF STREETBOND CERTIFIED INSTALLER ON THIS PROJECT
3. INSTALL STREETBOND IN STRICT ACCORDANCE WITH MANUFACTURERS INSTRUCTIONS REFER TO HARDSCAPE PLANS TO CONFIRM LOCATIONS OF DESIRED FINISH TYPES
4. ALL PAVEMENT TREATMENT SHALL HAVE SLIP RESISTANT GRIT ADDED TO SURFACE
5. CONTRACTOR TO SUBMIT COLOR SAMPLES TO LANDSCAPE ARCHITECT AND OWNER FOR CONFIRMATION OF COLORS

1 DECORATIVE CROSS WALK PATTERN- INDEPENDENT DR.

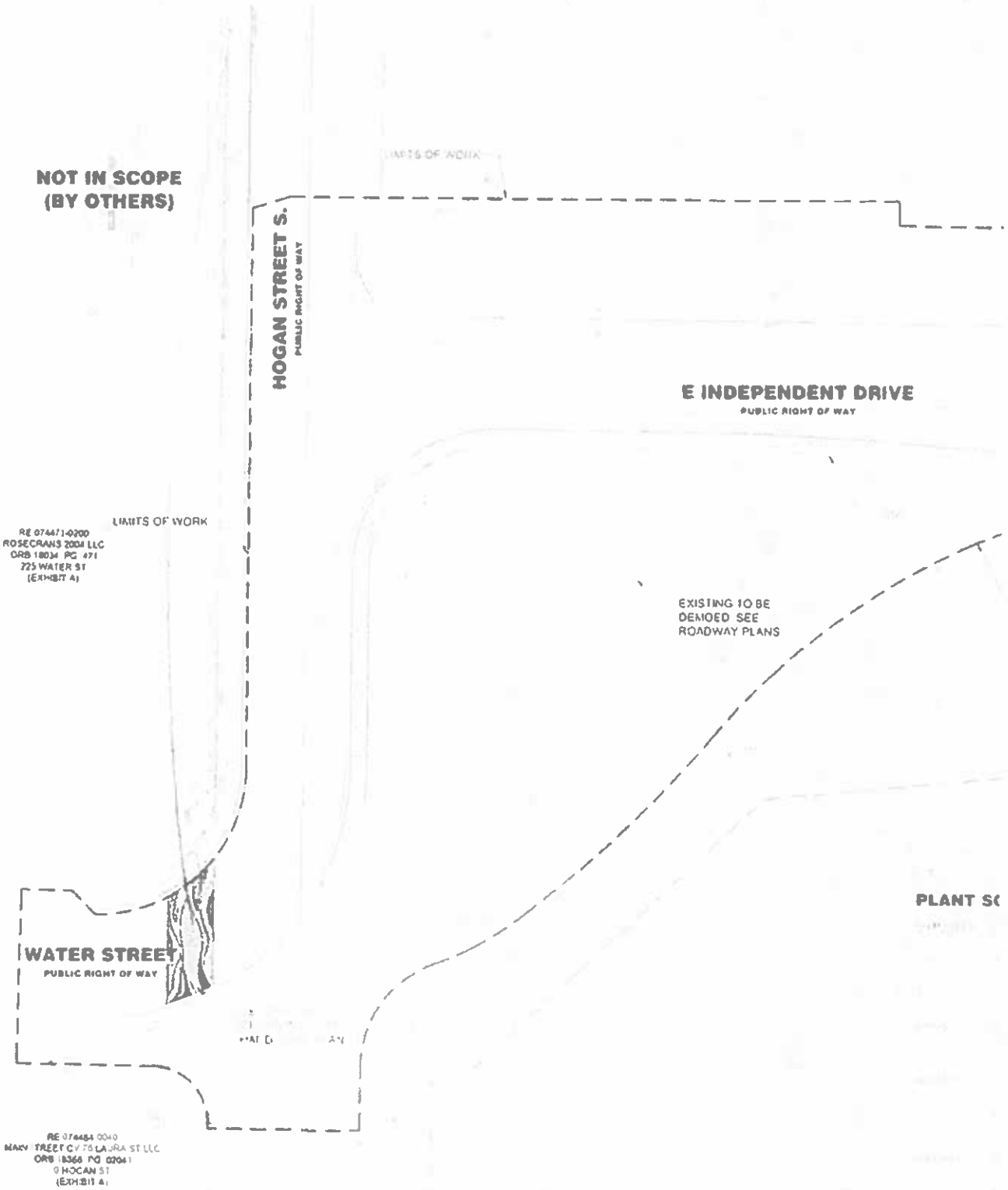
NOT IN SCOPE
(BY OTHERS)
LIMITS OF WORK
HOGAN STREET S.
PUBLIC RIGHT OF WAY
E INDEPENDENT DRIVE
PUBLIC RIGHT OF WAY
LIMITS OF WORK
RE 074471-0200
ROSECRANS 2004 LLC
ORB 18034 PG 471
725 WATER ST
(EXHIBIT A)
EXISTING TO BE
DEMOED SEE
ROADWAY PLANS
PLANT S
WATER STREET
PUBLIC RIGHT OF WAY
RE 074484 0040
MAIN STREET CV 76 LAURA ST LLC
ORB 18366 PG 02041
0 HOGAN ST
(EXHIBIT A)

1 PALM PLANTING

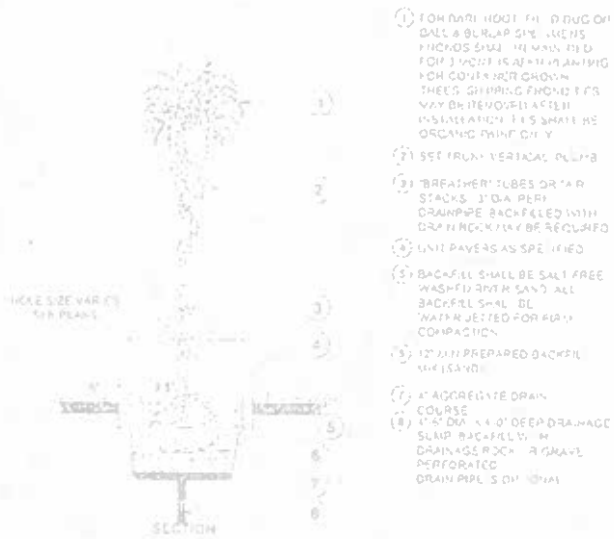

2 PALM PLANTING IN PAVEMENT

SUBJECT: DESIGN-BUILD SERVICES FOR HORIZONTAL/CIVIL ENGINEERING (HORIZONTAL) DESIGN-BUILD PROJECTS

BID # CDB-0132-21 OPEN DATE: 2021-08-04

COMPETITIVE SEALED PROPOSAL EVALUATION COMMITTEE

KIND AND BASIS OF CONTRACT: CONSTRUCTION – DESIGN/BUILD- PRE-QUALIFICATIONS

AGENCY: PUBLIC WORKS

BASIS OF AWARD: EVALUATION CRITERIA

NUMBER OF BIDS INVITED: 5 NUMBER RECEIVED: 4 OTHER: 0

SUMMARY OF BIDS AND RECOMMENDED ACTIONS:

The City had previously issued this RFQ and the evaluation committee has evaluated proposals. Subsequently, presentations were conducted and evaluated on November 17, 2021. Based upon the combination of proposal and presentation evaluations, scores and rankings are as follows (Listed in alphabetical order):

3) Baker Consulting and Engineering, LLC, d/b/a Baker Design Build – 119.00
1) J.B. Coxwell Contracting, Inc. – 127.25
2) Superior Construction Co., Inc. – 119.75

Recommend approval of award to J.B. Coxwell Contracting, Inc., as receiving the highest score in accordance with the evaluation and ranking above. The period of service will be five (5) years from the effective date of the contract with funding not-to-exceed $8,000,000.00 annually with carryover for any unused portion. To be executed by formal contract through the Office of General Counsel using the negotiated contract rate schedule.

ATTACHMENTS: Recommendation Memo, Scoring Matrix, Section 2.6, Attachment B- Evaluation Criteria, JSEB Memo, Previous Award

ANALYST: BRYAN MATUS

RESPECTFULLY SUBMITTED: GREGORY BEASE, CHIEF PROCUREMENT DIVISION

CONCURRENCE BY: Robin G. Smith, P.E., Chief, Engineering and Construction Management

(ALL AWARD ACTIONS SUBJECT TO LAWFULLY APPROPRIATED FUNDS)
ACTION OF CSPEC COMMITTEE ON RECOMMENDATIONS ABOVE

MEMBERS APPROVING 5 MEMBERS DISAPPROVING 0 DATE: 4/21/2022

OTHER

ACTION OF AWARDING AUTHORITY DATE 4/21/2022

APPROVED ✓ DISAPPROVED:

OTHER:

SIGNATURE OF AUTHENTICATION

Brian Hughes
Chief Administrative Officer
For Mayor Lenny Curry
Under Authority of
Executive Order No. 2019-02

SUBJECT: DESIGN-BUILD SERVICES FOR HORIZONTAL/CIVIL ENGINEERING (HORIZONTAL) DESIGN-BUILD PROJECTS

BID # COB-0132-21

OPEN DATE: 2021-09-04

COMPETITIVE SEALED PROPOSAL EVALUATION COMMITTEE

KIND AND BASIS OF CONTRACT: CONSTRUCTION – DESIGN/BUILD- PRE-QUALIFICATIONS

AGENCY: PUBLIC WORKS

BASIS OF AWARD: EVALUATION CRITERIA

NUMBER OF BIDS INVITED: 5 NUMBER RECEIVED: 4 OTHER: 0

SUMMARY OF BIDS AND RECOMMENDED ACTIONS:

The City had previously issued this RFQ and the evaluation committee has evaluated proposals. Subsequently, presentations were conducted and evaluated on November 4, 2021. Based upon the combination of proposal and presentation evaluations, scores and rankings are as follows (Listed in alphabetical order):

3) Baker Consulting and Engineering, LLC. d/b/a Baker Design Guild – 119.00
1) J.B. Coxwell Contracting, Inc. – 127.25
2) Superior Construction Co., Inc. – 119.75

Recommend approval to enter negotiations with J.B Coxwell Contracting, Inc., as receiving the highest score in accordance with the evaluation and rating above.

ATTACHMENTS: Recommendation Memo, Scoring Matrix, Section 2.6, Attachment B- Evaluation Criteria

ANALYST: BRYAN MATUS

RESPECTFULLY SUBMITTED: GREGORY PEASE CHIEF PROCUREMENT DIVISION

CONCURRENCE BY: Robin G. Smith, P.E., Chief, Engineering and Construction Management

(ALL AWARD ACTIONS SUBJECT TO LAWFULLY APPROPRIATED FUNDS)
ACTION OF CSPEC COMMITTEE ON RECOMMENDATIONS ABOVE

MEMBERS APPROVING 5 MEMBERS DISAPPROVING 0 DATE 1/13/2022

OTHER

ACTION OF AWARDING AUTHORITY DATE 1-18-22

APPROVED ✓ DISAPPROVED:

OTHER:

SIGNATURE OF AUTHENTICATION

Urban Hughes
Chief Administrative Officer
for Mayor Lenny Curry
Under Authority of
Executive Order No. 2010

SUBJECT: DESIGN-BUILD SERVICES FOR HORIZONTAL/CIVIL ENGINEERING (HORIZONTAL) DESIGN-BUILD PROJECTS

BID # CDB-0132-21

OPEN DATE: 2021-08-04

COMPETITIVE SEALED PROPOSAL EVALUATION COMMITTEE

KIND AND BASIS OF CONTRACT: CONSTRUCTION – DESIGN/BUILD- PRE-QUALIFICATIONS

AGENCY: PUBLIC WORKS

BASIS OF AWARD: EVALUATION CRITERIA

NUMBER OF BIDS INVITED: 6 NUMBER RECEIVED: 4 OTHER: 0

SUMMARY OF BIDS AND RECOMMENDED ACTIONS:

The City of Jacksonville received four (4) proposals and all have been reviewed and ranked Based on the average score the following firms were determined to be the most qualified of those submitting qualifications The ranking of first, second and third designates the order of qualification of these firms to perform the required services Alphabetica 'y they are

3) Baker Consulting and Engineering LLC. d/b/a Baker Design Build – 89 00
1) J.B. Coxwell Contracting, Inc. – 97 25
2) Superior Construction Co , Inc – 90 75

Pursuant to Section 2.6- Award of Contract of RFP, recommend approval to move forward with presentation/interviews before CSPEC at a future scheduled meeting

ATTACHMENTS: Recommendation Memo, Scoring Matrix Section 2 6 Attachment B Evaluation Criteria

ANALYST: BRYAN MATUS

RESPECTFULLY SUBMITTED: GREGORY PEASE, CHIEF PROCUREMENT DIVISION

CONCURRENCE BY: Robin G. Smith, P.E., Chief, Engineering and Construction Management

(ALL AWARD ACTIONS SUBJECT TO LAWFULLY APPROPRIATED FUNDS)
ACTION OF CSPEC COMMITTEE ON RECOMMENDATIONS ABOVE

MEMBERS APPROVING 5 MEMBERS DISAPPROVING 0 DATE: 10/14/2021

OTHER

ACTION OF AWARDING AUTHORITY DATE 10-18-21

APPROVED ✓ DISAPPROVED:

OTHER:

SIGNATURE OF AUTHENTICATION

Brian Hughes
Chief Administrative Office
For Mayor Lenny Curry
Under Authority of
Executive Order No 2019-02