SUBJECT: CRYSTAL SPRINGS DRAINAGE IMPROVEMENTS

BID #: CP-0060-16 **OPEN DATE:** 2016-02-24

GENERAL GOVERNMENT AWARDS COMMITTEE

KIND AND BASIS OF CONTRACT: CONSTRUCTION PARTICIPATION

AGENCY: PUBLIC WORKS

BASIS OF AWARD: LOWEST RESPONSIVE, RESPONSIBLE BIDDER- TOTAL BASE BID, PLUS SELECTED ALTERNATES

NUMBER OF BIDS INVITED: (6) **NUMBER RECEIVED:** (3) **OTHER** (0)

SUMMARY OF BIDS AND RECOMMENDED ACTIONS:
Subject bid was awarded to J.B. Coxwell Contracting, Inc., (contract #6533-55), on 05/26/16 in the amount of $2,380,077.00; Change Order #1 was approved on 03/23/17 in the amount of $5,000.00.

Recommend approval of Change Order #2 to J.B. Coxwell Contracting, Inc., in the amount of $79,270.96, for new revised total award amount not-to-exceed $2,464,347.96.

This award is to be funded by account(s): PWCP331SJWM-06505-PW0382-02-PWS070-16- $26,159.42; PWCP322SD541-06505-PW0382-02- $53,111.54 to be executed by contract change order through Office of General Counsel.

Attachments: Recommendation Memo, Change Order, Previous Awards

ANALYST: MARILYN LAIDLER **RESPECTFULLY SUBMITTED**
GREGORY PEASE, CHIEF
PROCUREMENT DIVISION

CONCURRENCE BY: Tom Fallin, P.E., Chief, Engineering and Construction Management Division

---

(ALL AWARD ACTIONS SUBJECT TO LAWFULLY APPROPRIATED FUNDS)
ACTION OF GGAC COMMITTEE ON RECOMMENDATIONS ABOVE

MEMBERS APPROVING _____ MEMBERS DISAPPROVING _____ DATE: _____

_____ _____ OTHER: _____

_____ _____

_____ _____

ACTION OF AWARDING AUTHORITY DATE _____

APPROVED _____ DISAPPROVED _____

OTHER _____

SIGNATURE OF AUTHENTICATION _____

City of Jacksonville, Florida

Lenny Curry, Mayor

Department of Public Works
Engineering & Construction Management Division
214 N. Hogan Street, 10th Floor
Jacksonville, FL 32202
(904) 255-8762
www.coj.net

ONE CITY. ONE JACKSONVILLE.

December 1, 2017

TO: Gregory W. Pease
Chief of Procurement

THRU: John P. Pappas, P.E.
Director

FROM: Tom Fallin, P. E.,
Chief, Engineering and Construction Management Division

Thomas G. McKnight
Capital Improvement Construction Manager

12/07/17 14:15:18
Procurement Division

SUBJECT: Crystal Springs Stormwater Improvement Project
BID# CP-0060-16
Contract 6533-55

The subject contract was awarded under BID# CP-0060-16 in the amount of $2,380,077.00 to J. B. Coxwell Contracting, Inc., contract 6533-55. Change order #1 was for $5,000.00. Change order #2 is detailed on the attached spreadsheet in the amount of $79,270.96.

Accordingly, this is to recommend approval for change order 2 to contract 6533-55 to J. B. Coxwell Contracting, Inc., in the amount of $79,270.96. The maximum indebtedness to the city will be $2,464,347.96.

Funding for the change order to be encumbered by contract is as follows:

ACCOUNT NO.	Fund	ENCUMBERED AMOUNT
See attached.		$79,270.96
TOTALS:		$79,270.96

TF/lw

Attachments

ATTACHMENT "A" PWCP331SD538-06505-PW0382-02-PWS070-16

ACCOUNT NUMBERS

CRYSTAL SPRINGS STORMWATER IMPROVEMENT PROJECT

ACCOUNT NO.	PWCP331SD538-06505-PW0382-02-PWS070-16	PWCP331SJWM-06505-PW0382-02-PWS070-16	PWCP322SD541-06505-PW0382-02	Contract Totals
CT NO.	CTPW16000056-01	CTPW16000056-02	CTPW16000056-03	
original contract	$944,300.00	$785,425.41	$650,351.59	$2,380,077.00
change order #1	$0.00	$1,650.00	$3,350.00	$5,000.00
change order #2	$0.00	$26,159.42	$53,111.54	$79,270.96
Account Totals	$944,300.00	$787,075.41	$653,701.59	$2,385,077.00

J. B. COXWELL CONTRACTING, INC.
CRYSTAL SPRINGS STORMWATER IMPROVEMENTS
CONTRACT 6533-55

CO# ~~1~~ 2
12/1/2017

NBR	MASTER ITEM DESCRIPTION	QUANTITY	UOM	UNIT COST	NET ADDITION	NET DELETION	NET TOTAL
	ADDITIONAL SCOPE						
1	SHADY CREST OUTFALL	1.000	LS	$62,880.00	$ 62,880.00		
	JUSTIFICATION: An ellipitical pipe (closed drainage system) was installed on Shady Crest Lane in a City drainage easement in lieu of the original drainage ditch system. Additional work was also performed to allow stormwater from the east/west ditches to discharge properly into the system.						
2	LEGG DRIVE REDESIGN WITHOUT OPEN DITCHES	-1	LS	$ 9,535.10		$ (9,535.10)	
	JUSTIFICATION: The original drainage ditch system was modified to utilizing underground reinforced concrete pipe (enclosed system), along with adjustments to reduce slope and ponding concerns of the homeowners.						
3	TREE REMOVAL ALONG CREEK	1	LS	$ 4,043.24	$ 4,043.24		
	JUSTIFICATION: 9 trees were identified as being undermined and unsafe due to excavation along the western bank of McGirts Creek and had to be removed.						
	TOTAL ADDITIONAL SCOPE:				**$ 66,923.24**	**$ (9,535.10)**	
	NET TOTAL ADDITIONAL SCOPE:						**$ 57,388.14**
	DESIGN OMISSION						
4	GUARDRAIL JOES ROAD	1	LS	$ 21,882.82	$ 21,882.82		
	JUSTIFICATION: Guardrail is shown on the plans but not in the contract's unit price proposal form. This will add 230 feet of guardrail at the intersection of Joes Road & Blair Road.						
	TOTAL DESIGN OMISSION				**$ 21,882.82**	**$ -**	
	NET TOTAL DESIGN OMISSION						**$ 21,882.82**
	SUBTOTAL CHANGE ORDER # ~~1~~ 2				$ 88,806.06	$ (9,535.10)	
	NET TOTAL CHANGE ORDER # ~~1~~ 2					**$ 79,270.96**	

CITY OF JACKSONVILLE
DEPARTMENT OF PUBLIC WORKS
ENGINEERING DIVISION
CONSTRUCTION CHANGE ORDER

Change Order No. Two (2) Date November 21, 2017

Description of Project Crystal Springs Stormwater Improvement Project

Name of Contractor J. B. Coxwell Contracting, Inc.

Contractor's Address 6741 Lloyd Road West, Jacksonville, Florida 32254

Contract No. 6533-55

Account No. See attached Original Contract $2,380,077.00

+ Previous Change Orders 1 $5,000.00 + Change Order No.2 $79,270.96

*See attached appendix for additional listings.

TOTAL REVISED CONTRACT $2,464,347.96

Bid Number CP-0060-16

Construction Completion Date January 12, 2018

Revised Construction Completion Date

Contract Expiration Date May 12, 2018

Revised Contract Expiration Date

In compliance with General Conditions of above-referenced contract, CONTRACTOR and OWNER do both hereby agree that the CONTRACTOR shall make the following changes, additions or deletions to the Work specified in the plans and specifications: See attached.

Justification: See attached.

The Issuing Authority has looked over cost and pricing data for this change order and has determined that this change order is necessary and all costs are reasonable.

Accepted for Contractor J. B. Coxwell Contracting, Inc.

Signed _____ Attest _____

Title _____ Title _____

Date _____ Date _____

Signed Construction Management By _____
Issuing Authority — Thomas G. McKnight, Capital Improvement Construction Manager — Date

Signed Right-of-Way and Stormwater Maintenance By _____
Using Division — Div/Department Head — Date

Chief, Engineering & Construction Mgmt Div Date — Assistant Counsel Date

Director of Public Works Date — Mayor Date

Chief of Procurement Date — Corporation Secretary Date

Director of Finance Date

City of Jacksonville, Florida

Lenny Curry, Mayor

Department of Public Works
Engineering & Construction Management Division
214 N. Hogan Street, 10th Floor
Jacksonville, FL 32202
(904) 255-8762
www.coj.net

ONE CITY. ONE JACKSONVILLE.

TO: **Dinah Mason**

FROM: **R. Duane Kent, P.E.**

DATE: **December 4, 2017**

SUBJECT: **Crystal Springs Drainage – Errors and Omissions**

Justification for asking a design consultant to pay for an omission to the plans is intended to cover premium cost for an item that was not competitively bid. In a review of recent contracts which included guardrail installations for the City it appears that the change order cost from JB Coxwell was justifiable and reasonable. No premium cost was paid.

Therefore, I recommend that the City not pursue the premium cost for the error and omission from the design consultant.

Contract: 6533-55
Project: Crystal Springs Storm Water Improvements
Contractor: J.B. Coxwell Contracting, Inc.
Subject: Issues & Change Order Description Summary

Issue NBR	DATE	NAME	MASTER ITEM DESCRIPTION	QUANTITY	UOM	UNIT COST	NET ADDITION
1	3/15/2017	Shady Crest Elliptical Pipe to Eliminate Existing Ditch	Remove Existing Inlet Wall	1.0	EA	$1,019.00	$1,019.00
			Procure/Install 19x30 Inch Elliptical Pipe	385.0	LF	$110.00	$42,350.00
			Procure/Install Elliptical MES	1.0	EA	$1,170.00	$1,170.00
			Procure/Install Type E Inlet	1.0	EA	$4,146.00	$4,146.00
			Install Riprap	20.0	SY	$40.00	$800.00
			Embankment	110.0	CY	$7.00	$770.00
			Sod	1250.0	SY	$2.50	$3,125.00
		Justification:	**The City of Jacksonville revised the contract plans to install elliptical pipe on Shady Crest in lieu of the original drainage open ditch shown in contract plans.**			**SUBTOTAL**	**$53,380.00**
		Shady Crest Drainage & Driveway Out of Scope Improvements	Modify Inlet Structures	3.0	EA	$450.00	$1,350.00
			Regrade ditches at inlet structures	3.0	EA	$400.00	$1,200.00
		Replace Driveway	Demo Existing Driveway	1.0	EA	$1,200.00	$1,200.00
			Remove debris	7.0	CY	$18.00	$126.00
			Install 24 LF 15" RCP	24.0	LF	$51.00	$1,224.00
			Install new driveway ends	2.0	EA	$1,745.00	$3,490.00
			Install new concrete driveway	26.0	SY	$35.00	$910.00
		Justification:	**Driveway culvert @ 10309 Shady Crest Lane is damaged and will not allow water to flow. Modification to existing structures required to allow for positive drainage from upstream pipes.**			**SUBTOTAL**	**$9,500.00**
			COMBINED TOTAL OF TWO ITEMS			**TOTAL**	**$62,880.00**

2	4/12/2017	Legg Drive Re-Design Drainage System Without Ditches	Summary of total change delete swales and placed structures at end of Legg Drive.	1.0	LS	($9,535.10)	($9,535.10)
			Justification: COJ Redesigned the drainage on Legg Drive to remove ditches and place structures at the end of Legg Drive.			**TOTAL**	($9,535.10)
3	4/3/2017	Tree Removal West Bank North / South Ditch	Equipment Operator	6.0	MH	$18.50	$111.00
			Caterpillar 336D or Equal	6.0	HR	$131.13	$786.78
			Burden Rate 44.52%	1.0	LS	$49.42	$49.42
			Mark-up 10% - Labor & Equipment	1.0	LS	$16.04	$16.04
			Subcontractor J&J Tree Services	1.0	LS	$2,800.00	$2,800.00
			Mark-up 10% - Subcontractor	1.0	LS	$280.00	$280.00
			Justification: Adjacent homeowner expressed concern to COJ that North/South ditch grading would undermine the trees in the ROW along his property line that plans indicated would remain.			**TOTAL**	**$4,043.24**
4	6/21/2017	Guardrail Per RFI #14 Joes Road	Labor (JBCCI)	1.0	LS	$2,680.00	$2,680.00
			Burden Rate 44.52%	1.0	LS	$1,193.14	$1,193.14
			Mark-up 10% - Labor & Equipment	1.0	LS	$387.31	$387.31
			Equipment	1.0	LS	$2,270.60	$2,270.60
			Subcontractor - Safety Contractors, Inc.	1.0	LS	$12,973.75	$12,973.75
			Asphalt Material - Hot Mix & Trucking	10.0	TN	$85.00	$850.00
			Mark-up 10% - Subcontractor	1.0	LS	$1,382.38	$1,382.38
			Bond @ 0.67%	1.0	LS	$145.64	$145.64
			Justification: Guardrail shown on project plan sheet C-79 at Joes and Blair Roads was not included in the COJ final bid proposal package.			**TOTAL**	**$21,882.82**
			All Change Order #2 Issues			**Grand Total**	**$79,270.96**

Crystal Springs Contract 6533-55
Change Order #2 Backup

Issues Summary Cover Page

Issue #1 Increase	$ 62,880.00	Shady Crest Outfall
Issue #2 Credit	(-$9,535.10)	Legg Drive Redesign
Issue #3 Increase	$ 4,043.24	Tree Removal along Creek
Issue #4 Increase	$ 21,882.82	Guardrail Per RFI #14 Joes Road
Final Cost Issues 1 through 4	$79,270.96	

Crystal Springs Contract 6533-55

Change Order Backup

Issue #1 – Shady Crest Outfall and Driveway Culvert Replacement

The City of Jacksonville revised the contract plans to install elliptical pipe on Shady Crest in lieu of the original open drainage ditch shown in the contract plans. The outfall scope of work consists of removing an existing headwall, installation of a new Type E inlet, 385 LF elliptical concrete pipe with a mitered end section, and adding 20 square yards of rip rap at the ditch terminus. Additional grading and sod is also included.

JBCCI submitted their proposal for a net increase of $53,380.00 on 3/15/2017.

In June, additional work to modify drainage ditches, inlet structures, and replacement of an additional driveway was identified. Inlet structures on the north and south sides of Shady Crest at the outfall were approximately 0.2 feet too high on both sides, and needed to be lowered to allow storm water from the east/west ditches to discharge properly into the system. Lowering the invert elevations requires additional ditch grading uphill from the modified structures. A driveway culvert within this system was found to be separated which was impeding water flow along the north side of Shady Crest, just before the outfall structure.

JBCCI submitted their proposal for a net increase of $9,500.00 on 6/22/2017.

The final cost to the COJ is an increase of **$62,880.00** to the original contract for all issues along Shady Crest.

J. B. Coxwell Contracting, Inc.
6741 Lloyd Road West
Jacksonville, Florida 32254
Office (904) 786-1120 Fax (904) 783-2970

March 15, 2017

Chris Lewis, P.E.
Project Administrator
VIA Consulting Services, Inc.
10250 Normandy Boulevard, Suite 205
Jacksonville, FL 32221

RE: **Proposal – Shady Crest Outfall**
City of Jacksonville Crystal Springs
Stormwater Improvement – COJ No. 6533-55
Installation of pipe through COJ easement to eliminate existing ditch

Dear Chris:

As discussed with you and Mr. Pete Sheridan on Shady Crest Lane a few weeks ago, J.B. Coxwell Contracting, Inc. (JBCCI) has prepared this proposal to construct an outfall in accordance with the City of Jacksonville (COJ) plan, dated January 25, 2017, which was provided to us by your office via email on February 10, 2017. In general, the outfall scope of work would consist of removing the existing endwall and installation of a new Type E inlet, installation of 385 LF of 19x30-inch elliptical concrete pipe with a mitered section end and adding approximately 20 square yards of rip-rap at the terminus within the existing ditch. The pipe would be installed within an existing ditch which is located between two residential properties and within a COJ easement. The pipe would be covered with fill material and graded to coincide with the existing drainage patterns between each of the two properties which border the easement. The area would then be covered with sod to complete the outfall project. The cost to complete this scope of work is presented below.

Removal of existing inlet wall – 1 @ $1,019/ea	$ 1,019
Procure/Install 19x30-inch elliptical RCP – 385 LF @ $110/LF	$ 42,350
Procure/Install elliptical MES 1 required – 1 @ $1,170	$ 1,170
Procure/Install Type E Inlet – 1 required – 1 @ $4,146 each	$ 4,146
Install Rip-Rap – 20 SYs @ $40/SY	$ 800
Embankment – 110 cubic yards @ $7/CY	$ 770
Sod (same type as quoted for Alternate 3) – 1,250 SYs @ $2.50/SY	$ 3,125
Total for this proposal	$ 53,380

Please let us know if you require additional information concerning this proposal. If this request is acceptable, please provide written authorization at your earliest convenience as we will need to order the inlet and pipe material and schedule accordingly.

Respectfully,
J. B. COXWELL CONTRACTING, INC.

Gary E. Young

J. B. Coxwell Contracting, Inc.
6741 Lloyd Road West
Jacksonville, Florida 32254
Office (904) 786-1120 Fax (904) 783-2970

June 22, 2017

Kenny Geisendorff, P.E.
Senior Project Engineer
VIA Consulting Services, Inc.
10250 Normandy Boulevard, Suite 205
Jacksonville, FL 32221

RE: City of Jacksonville Crystal Springs Stormwater Improvements - City Contract No. 6533-55
Shady Crest – Drainage and Driveway Out-of-Scope Improvements

Dear Kenny:

As per our discussions over the last two days, J.B. Coxwell Contracting, Inc. (JBCCI) has prepared this proposal and quote to modify the drainage ditches, inlet structures and replace an additional driveway. The inlet structures are located on the north and south sides of Shady Crest at the Shady Crest outfall which leads to the East/West ditch. The inlet invert on the southern structure is approximately 0.2 feet too high on both sides and needs to be lowered to allow stormwater from the east and west ditches to discharge properly into the system. The inlet invert on the northern structure is also about 0.2 feet too high on the eastern side and needs to be lowered as well. Lowering the invert elevations on these two structures will require that the connecting ditches be regraded approximately 50 to 100 feet upgradient of the modified structures to make those sections of the drainage system flow more readily. In addition, the culvert underlying the driveway at 10309 Shady Crest Lane (north side of roadway) is damaged and will not allow water to flow freely. This driveway is located immediately east of the inlet structure and impedes drainage along the northern side of Shady Crest Lane.

The costs to complete the scope of work provided above is $9,500. This price includes the labor, equipment, subcontractor and material costs. A breakdown of the costs include in this total are provided below. Where applicable, the unit prices from the existing contract have been used in this cost estimate. Other than grassing the ditches and around the driveway ends, our work along Shady Crest Lane is complete. We currently have the resources on site to complete this scope of work, thus a remobilization fee is not required or included in this cost estimate.

Modification of the inlet structures (3 at $450/each)	$1,350
Regrade ditches directly adjacent to inlet structures (3 at $400/section)	$1,200
Driveway replacement	
Demolish existing driveway (1 at $1,200/each)	$1,200
Hauling/disposal unsuitable/debris (7 CYs at $18 CY)	$ 126
Installation of new driveway piping (24' of 15" RCP at $51/LF)	$1,224

Continued on Page 2

Installation of new driveway ends (2 at $1,745/each)	$3,490
Installation of concrete driveway (26 SYs at $35/SY)	$ 910
Total Cost to complete this scope of work	**$9,500**

If we are provided approval to complete this scope of work by end of business day on June 23, 2017, no mobilization fee will be applied. If we must remobilize crew and equipment to complete this scope of work, an additional $3,500 would be added to this quote. If this quote is acceptable, please provide written approval at your earliest convenience.

Respectfully,
J. B. COXWELL CONTRACTING, INC.

Gary E. Young

Crystal Springs Contract 6533-55
Change Order Backup
Issue #2 - Legg Drive Re-Design Drainage without Ditches

The homeowners along Legg Dr. opposed the open drainage system indicated in the plans. A redesigned drainage system was provided to the Contractor (JBCCI) March 27, 2017. The redesign included additional 15" RCP, modifications to an existing inlet, and two new inlets to remove runoff in lieu of the originally designed open ditches with culvert pipes under driveways. JBCCI submitted their first proposal for a net deduction of (-$34,487.70).

The redesign was modified to include JBCCI's request to substitute 18" HP plastic pipe for 18" RCP (RFI No. 5) for a credit of (-$223.31) (letter 4/11/2017).

Additional changes to work already performed resulted in an increase of **$17,425.00** (letter 4/12/2017).

In order to reduce the severity of the slopes to the adjacent properties the structure throats were bricked up for an increase in cost of **$965.91** (letter 5/23/2017).

Finally, the homeowner at 10455 Legg Drive voiced concerns of ponding at his property. To alleviate these concerns, the adjacent driveway to the North was lowered and a shallow swale was graded from the driveway at 10455 Legg Drive to drainage inlet at Sta. 10+00 Lt. Total cost for this effort was **$6,785.00** (letter 8/23/2017).

The final cost to the COJ for elimination of open ditches along Legg Drive is a credit of (-$9,535.10) to the original contract.

J. B. Coxwell Contracting, Inc.
6741 Lloyd Road West
Jacksonville, Florida 32254
Office (904) 786-1120 Fax (904) 783-2970

November 2, 2017

Kenny Geisendorff, P.E.
Senior Project Engineer
VIA Consulting Services, Inc.
10250 Normandy Boulevard, Suite 205
Jacksonville, FL 32221

RE: **Budget Reduction Summary**
City of Jacksonville Crystal Springs
Stormwater Improvements - City Contract
No. 6533-55
Change in Scope – Legg Drive

Kenny:

Based on the City of Jacksonville (COJ) deciding to forego the original drainage plan for Legg Drive, a redesigned/alternate drainage plan was provided to J.B. Coxwell Contracting, Inc. (JBCCI) by VIA on March 27, 2017. The revised design was provided as a sketch showing two Type-E inlets located southwest and northwest of the cul-de-sac at the end of Legg Drive and the removal of ditches and culverts. These design changes culminated into a reduction of the original scope and budget, including concrete pipe, driveway end-walls, sod and concrete for driveways. The original budget for the Legg Drive work was $141,254 and the reduction in budget for the removal of these items from that phase of work was -$34,487.70. The redesigned/alternate drainage system for Legg Drive required some additional items and scope to complete. The revised scope and associated costs were communicated to the COJ through VIA in four separate letters, which are further summarized below:

1) April 11, 2017 Letter – Realized a budget reduction for utilizing plastic pipe on a portion of the scope instead of concrete pipe (RCP). The plastic pipe was purchased for $223.31 less than what was originally scoped. The total credit to COJ for this change is -$223.31.

2) April 12, 2017 Letter – added two Type E inlets, structure modification, additional concrete demolition and re-enforced concrete pipe for an increase of $17,425 in additional budget.

3) May 23, 2017- additional scope was required to modify two structures from the original design to meet the alternative design specifications. The total budget increase for this work was $965.91.

4) August 23, 2017 – Two driveways were completed as part of the original design. Once the design changed, these driveways, culverts and end-walls had to be removed and replaced with driveways which were installed through a shallow swale. The total increase in budget for this work was $6,785.

Based on the four letters summarized above, the total budget added for the alternative design on Legg Drive was $24,952.60. The original budget reduction of -$34,487.70 plus the additional budget for the changes described above results in a net reduction of -$9,535.10. Based on the original budget of $141,254 and the net reduction of $9,535.10, the adjusted budget amount for this phase of the project should be $131,718.90.

If you have further questions or need additional clarification or back-up for this change order, please do not hesitate to contact me at (904) 786-1120 or garyy@jbcoxwell.com.

Respectfully,
J. B. COXWELL CONTRACTING, INC.

Gary E. Young

Crystal Springs Drainage Improvements

Additive Alternative #2 - Neighborhood Improvements, Legg Drive

11/2/2017 Corrected Copy of Contractor's Original Submittal

Contract No. 6533-55

Cost Comparison Between Original and Redesigned Drainage Scope			Alternative No.2 Original Scope			Redesign of Alt No.2 - Reduced Scope		Comments	Redesign of Alt No.2 - Final Scope	
Item	Description	Unit	Original Qty.	Unit Price (Bid)	Original Cost [$]	Revised Qty.	Revised Cost [$]		Revised Qty.	Revised Cost [$]
52	Site Preparation	LS	1	$12,780.00	$12,780.00	1	$12,780.00	Unchanged	1	$12,780.00
53	Mobilzation	LS	1	$50,900.00	$50,900.00	1	$50,900.00	Unchanged	1	$50,900.00
54	Maintenance of Traffic	LS	1	$1,185.00	$1,185.00	1	$1,185.00	Unchanged	1	$1,185.00
55	As-Builts	LS	1	$3,675.00	$3,675.00	1	$3,675.00	Unchanged	1	$3,675.00
56	Erosion Control and Pollution Abatement	LS	1	$5,975.00	$5,975.00	1	$5,975.00	Unchanged	1	$5,975.00
57	Regular Excavation and Fill	LS	1	$5,475.00	$5,475.00	1	$5,475.00	Unchanged	1	$5,475.00
58	Over Excavation (Contengency)	CY	10	$5.70	$57.00	0	$0.00	None planned at this time	0	$0.00
59	A-3 Sand (Contengency)	CY	10	$22.70	$227.00	0	$0.00	None planned at this time	0	$0.00
60	Hauling and Disposal of Unsuitable Material	CY	10	$18.30	$183.00	0	$0.00	None planned at this time	0	$0.00
61	18" RCP	LF	181	$55.00	$9,955.00	162.46	$8,935.30	18 LF reduction in pipe quantity; Pipe changed (RFI#5) RCP to HP Pipe - Cost Savings to come.	162.46	$8,935.30
62	15" RCP	LF	185	$52.00	$9,620.00	47	$2,444.00	47 LF used on 2 driveways which were removed	47	$2,444.00
63	18" MES	LF	1	$950.00	$950.00	1	$950.00	Unchanged - to be installed	1	$950.00
64	15" Straight Concrete Headwall	EA	1	$1,750.00	$1,750.00	4	$7,000.00	installed 4 on two driveways	4	$7,000.00
65	Type "C" Manhole (S-LD-DI-1)	EA	1	$3,575.00	$3,575.00	1	$3,575.00	Unchanged - will need modifications to fit new design (see item 70 for mod. cost)	1	$3,575.00
66	4" Thick Concrete Driveway	SY	150	$35.00	$5,250.00	100	$3,500.00	50 SY reduction, Includes only three driveways to replace after work completed	100	$3,500.00
67	Sod	SY	11,730	$2.50	$29,325.00	0	$0.00	Qty depends on final grading plan	0	$0.00
68	Stone Rip Rap w/Filter Fabric	TN	3	$124.00	$372.00	3	$372.00	Unchanged	3	$372.00
69*	**New Design 4/12/17 Letter**	LS	0	$17,425.00	$0.00	0	$0.00		1	$17,425.00
70*	**Pipe Credit 4/11/17 Letter**	LS	0	-$223.31	$0.00	0	$0.00		1	-$223.31
71*	**Structure Modifications 5/23/17**	LS	0	$965.91	$0.00	0	$0.00		1	$965.91
72*	**Legg Drive Swale 8/23/17**	LS	0	$6,785.00	$0.00	0	$0.00		1	$6,785.00
					$141,254.00		**$106,766.30**			**$131,718.90**

*** - Item associated with the redesign of the Legg Drive drainage plan**

Cost Difference Between Original Bid and Redesigned Drainage Plan	($34,487.70)	($9,535.10)

J. B. Coxwell Contracting, Inc.
6741 Lloyd Road West
Jacksonville, Florida 32254
Office (904) 786-1120 Fax (904) 783-2970

April 12, 2017

Chris Lewis, P.E.
Project Administrator
VIA Consulting Services, Inc.
10250 Normandy Boulevard, Suite 205
Jacksonville, FL 32221

RE: **Proposal and Cost Estimate**
City of Jacksonville Crystal Springs
Stormwater Improvements - City Contract
No. 6533-55
Legg Drive Re-Design – Drainage System Without Ditches

Dear Chris:

Based on the City of Jacksonville deciding to forego the original drainage plan for Legg Drive, a redesigned drainage system was provided to J.B. Coxwell Contracting, Inc. (JBCCI) by you on March 27, 2017. The revised design was provided as a sketch showing two Type-E inlets located southwest and northwest of the cul-de-sac at the end of Legg Drive. These two inlets are shown to be connected to a structure (S-LD-SDMH-1) which was part of the original plan. This structure was poured in January and was constructed in accordance with the original design. Based on the diameter of this structure, the hole sizes (2 @ 30-inches) and the hole orientation, modifying this structure to meet the new design would not be structurally or financially feasible. Thus, the base of this structure will need to be replaced to accommodate the additional (third) pipe. This proposal is based on the information provided in the sketch and an estimated quantity for grading and sod have been included. However, a revised grade plan for this new design is required for JBCCI to better understand and quantify the additional effort and materials needed to complete the grading portion of this work. Depending on the grade plan, an additional inlet may be required between the two proposed inlets in a location immediately south of the existing concrete driveway to catch and convey stormwater directly off the pavement. The cost and scope to complete the redesigned drainage system for Legg Drive is presented below.

15-inch RCP Drainage Pipe – 92 LF @ $52/LF	$ 4,784
Type E Inlet (0-4') – 2 @ $3,575 each	$ 7,150
Site Grading 540 SY @ $4.75/SY	$ 2,565
Additional Concrete Demolition & Disposal 12 SY @ $20/SY	$ 240
Additional Concrete Driveway 12 SY @$35/SY	$ 420
Grassing/Sod 540 SY @ $2.50 SY	$ 1,350
Replace Base on Structure S-LD-SDMH-1 – 1 @ $916 each	$ 916
Total for this proposal	$17,425

Please review the scope and quantities in this proposal and let us know if you require additional information. Where applicable, we used the unit costs within the existing COJ bid sheet to build the total estimated cost. Once the final grades are provided to JBCCI, we can provide additional grading, if needed, at the above quoted unit rate. No fill material has been included with this quote; if this material is required, we can supply it at $7/CY. If this proposal is acceptable, please provide written authorization at your earliest convenience as we will need to order the inlets and schedule our pipe crew.

Respectfully,
J. B. COXWELL CONTRACTING, INC.

Gary E. Young

J. B. Coxwell Contracting, Inc.
6741 Lloyd Road West
Jacksonville, Florida 32254
Office (904) 786-1120 Fax (904) 783-2970

April 11, 2017

Chris Lewis, P.E.
Project Administrator
VIA Consulting Services, Inc.
10250 Normandy Boulevard, Suite 205
Jacksonville, FL 32221

RE: **Proposal – Legg Drive Drainage Pipe**
City of Jacksonville Crystal Springs
Stormwater Improvements - City Contract
No. 6533-55
Substitution of 18" HP Pipe for 18" RCP from structure S-LD-SDMH-1 to the creek.

Dear Chris:

On January 23, 2017, J.B. Coxwell Contracting, Inc. (JBCCI) submitted an RFI (RFI No.5) to substitute 18-inch HP plastic pipe for 18-inch Class III RCP for the drainage pipe located at the eastern end of Legg Drive. On January 27, 2017, the EOR approved this request. The COJ agreed and asked that JBCCI provide a cost breakdown for this substitution since the HP pipe was more economical. This letter was prepared to show the difference in cost for the two types of pipe. The originally scoped RCP was to be purchased from County Materials Corporation for $13.36 per linear foot (LF). The HP plastic pipe is to be purchased from Fortiline Waterworks for $11.99 LF. According to the plans, the piping run from structure S-LD-SDMH-1 to the creek is 163 LF. A cost comparison is provided below to show the overall cost savings to the COJ.

18-inch HP plastic piping 163 LF @ $11.99/LF	$ 1,954.37
18-inch Class III RCP 163 LF @ $13.36/LF	$ 2,177.68
Difference in cost between these materials for this length of pipe is	$ 223.31

JBCCI has attached quotes from each pipe supplier to supplement the above material costs. Based on the HP plastic pipe being $223.31 less than the RCP, JBCCI would agree to reduce the cost for this work by that amount. If this cost breakdown and backup quotes are acceptable and you agree with the amount or the reduction, please provide written authorization at your earliest convenience.

Respectfully,
J. B. COXWELL CONTRACTING, INC.

Gary E. Young

J. B. Coxwell Contracting, Inc.
6741 Lloyd Road West
Jacksonville, Florida 32254
Office (904) 786-1120 Fax (904) 783-2970

May 23, 2017

Kenny Geisendorff, P.E.
Senior Project Engineer
VIA Consulting Services, Inc.
10250 Normandy Boulevard, Suite 205
Jacksonville, FL 32221

RE: City of Jacksonville Crystal Springs Stormwater Improvements - City Contract No. 6533-55
Legg Drive – Structure Modifications

Dear Kenny:

As per our discussions on the site this morning, J.B. Coxwell Contracting, Inc. (JBCCI) has prepared this proposal and quote to modify (raise) the three stormwater structures at the west end of Legg Drive. Although these structures were installed according to plan, they are approximately 0.6 to 0.8 feet lower than necessary, which would create steep grades in adjacent areas and potentially cause erosion and maintenance issues long term.

The structure which is situated in the driveway of the resident will be raised approximately 0.6 to 0.7 feet to allow it to be incorporated into the future elevation of the resident's driveway. The structure located on the northern and southern portions of the cul-de-sac will be converted ~~from Type C inlets to Type E inlets~~ by closing off the side/end openings. This would raise the inlet elevations in these structures and reduce the amount of grading in the area such that the slopes are more gradual.

The costs to complete the modification of these three structures is $965.91. This price includes the labor, equipment, subcontractor and material costs. The attached Out of Scope Cost Estimate sheet provides a cost breakdown of this quote. We have the resources scheduled to complete this scope of work this week on Thursday, weather permitting. If this quote is acceptable, please provide written approval at your earliest convenience.

Respectfully,
J. B. COXWELL CONTRACTING, INC.

Gary E. Young

J. B. Coxwell Contracting, Inc.
6741 Lloyd Road West
Jacksonville, Florida 32254
Office (904) 786-1120 Fax (904) 783-2970

August 23, 2017

Kenny Geisendorff, P.E.
Senior Project Engineer
VIA Consulting Services, Inc.
10250 Normandy Boulevard, Suite 205
Jacksonville, FL 32221

RE: City of Jacksonville Crystal Springs Stormwater Improvements - City Contract No. 6533-55
Legg Drive – Proposal - Concrete Driveway Removal and Replacement (Rev.2)

Dear Kenny:

As per our discussions on site a couple of weeks ago, J.B. Coxwell Contracting, Inc. (JBCCI) has prepared this proposal to remove and replace one (1) concrete driveway located at 10465 Legg Drive. According to the adjacent homeowners on the north side of Legg Drive, stormwater collects along the grass-covered area between their driveways. JBCCI sent our survey crew out to measure ground elevations in the area the driveways and found that a section within the shallow swale is higher than the surrounding area and it is contributing to the stormwater collection. Further, you requested that the driveway at 10465, which is downgradient of the swale area, be removed and another concrete driveway be installed approximately 0.2 feet lower than the current elevation to allow water to flow over the driveway to the newly installed stormwater structure located at the western-most end of Legg Drive. Because of the driveway work and existing ground elevations, the area from the 10465 Legg Drive driveway westward to the newly installed inlet (approximately 275 LF) must be regraded/lowered to complete the drainage for this area. The costs to complete the above-mentioned scope of work is as follows:

Survey Crew w/truck	$ 300
Mobilization of Equipment	$ 700
Demolish existing driveway	$1,200
Grass (Bermuda) disturbed area (600 SYs @ $2.50/SY)	$1,500
Hauling/disposal unsuitable/debris (10 CYs at $18 CY)	$ 180
Concrete crew re-mobilization	$1,800
Short Load fee (less than 6 CYs)	$ 125
Installation of concrete driveway (28 SYs at $35/SY)	$ 980
Lump Sum Price	**$6,785**

This price includes the labor, equipment, subcontractor and material costs. If this quote is acceptable, please provide written approval at your earliest convenience.

Respectfully,
J. B. COXWELL CONTRACTING, INC.

Gary E. Young

Crystal Springs Contract 6533-55
Change Order Backup
Issue #3 – Tree Removal along Creek

Nine trees were identified as being undermined and unsafe due to excavation identified in the plans along the western bank of McGirts Creek adjacent to the property of homeowner Mr. Cassidy. It was determined these trees should be removed because they could potentially damage the homeowners property or impede drainage flow of the creek if they were to fall.

JBCCI submitted their proposal for a net increase of $4,043.24 on 4/3/2017.

The final cost to the COJ for the tree removal along McGirts Creek is an increase of **$4,043.24** to the original contract.

J. B. COXWELL CONTRACTING, INC.
6741 Lloyd Road West, Jacksonville, FL 32254-1249
Telephone (904) 786-1120 * Fax (904) 783-2970

COST ESTIMATE
OUT OF SCOPE WORK

NAME: COJ Crystal Springs SW Improvements

Date: April 3, 2017

MAILING ADDRESS: Pete Sheridan, VIA Consultants / Thomas McKnight, COJ

Our Job No.: 1608

CITY/STATE: 10250 Normandy Blvd, Suite 205

Location: Creek adjacent to B. Cassidy

Jacksonville, Florida

This work to be done under work authorization as an Extra to the Regular Contract.

Removal of 9 trees and debris along western bank of creek adjacent to Mr. Bill Cassidy's property

LABOR

EMP. NO.		EMPLOYEE'S NAME	OCCUPATION	HOURS	RATE	AMOUNT
1		Onsite Operator	Equipment Operator	6.0	$ 18.50	$ 111.00
2				0.0	$ -	$ -
3				0.0	$ -	$ -
4				0.0	$ -	$ -
5				0.0	$ -	$ -
6				0.0	$ -	$ -
7				0.0	$ -	$ -
8				0.0	$ -	$ -
9				0.0	$ -	$ -
				SUBTOTAL		$ 111.00
				BURDEN (44.52%)		$ 49.42
				JBCCI MU 10%		$ 16.04
				LABOR TOTAL		$ 176.46

EQUIPMENT

EQUIP. NO.		TYPE OF EQUIPMENT	HOURS	Rate (Bluebook)	AMOUNT
1	Unknown	Caterpillar 336D L Excavator or similar sized equipment	6.0	$ 131.13	$ 786.78
2	NOTE:	Rate is from March 2017 Equipment Bluebook (per hour rate)	0.0	$ -	$ -
3			0.0	$ -	$ -
4			0.0	$ -	$ -
5			0.0	$ -	$ -
6			0.0	$ -	$ -
7			0.0	$ -	$ -
			EQUIPMENT SUBTOTAL		$ 786.78

SUBCONTRACTOR

	DESCRIPTION	QUANTITY	UNIT	PRICE	AMOUNT
1	J&J Tree Services	1		$ 2,800.00	$ 2,800.00
				MATERIALS SUBTOTAL	$ 2,800.00
				Sales Tax (none/service)	$ -
				MATERIALS Mark Up (10%)	$ 280.00
				MATERIALS TOTAL	$ 3,080.00

DESCRIPTION:
This cost estimate includes the associated costs to remove nine (9) trees along the western bank of the creek in an area directly adjacent to the garage owned by Mr. Bill Cassidy. The cost includes cutting down the trees at ground level and transporting them across the creek to the eastern bank where they can be cut into pieces to be removed from the site. JBCCI will assist J&J Tree Service with an excavator to help secure and manuver trees across the creek to be processed.

SUBTOTAL	$ 4,043.24
0.67% Bond NA	$ -
GRAND TOTAL	**$ 4,043.24**

Sheet No. 1

Report Submitted by: Gary Young

J&J TREE EXPERTS, INC.
PO BOX 889
MIDDLEBURG, FL 32050
(904)291-1056
jjtreeinc@gmail.com

ESTIMATE

ADDRESS
JB COXWELL
Gary #254-1851
Crystal Springs

ESTIMATE # 1257
DATE 04/06/2017

ACTIVITY	AMOUNT
Removal of (9) trees cut flush Hauling all brush and wood **Sales** Dump fees included in price	2,800.00

Please sign and return to accept the proposal

TOTAL **$2,800.00**

SIGN X_____
DATE ___/___/_____

Accepted By

Accepted Date

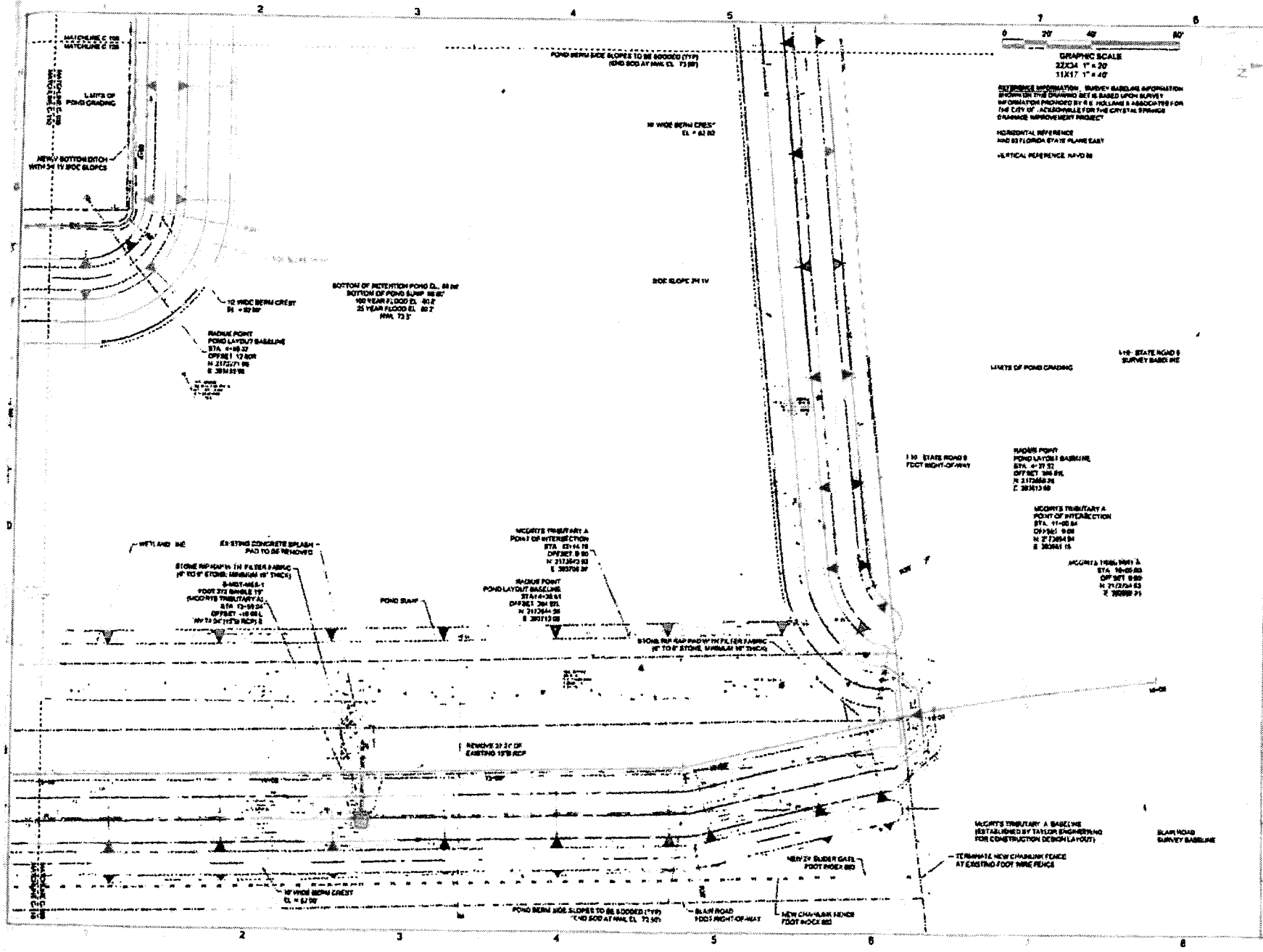

TAYLOR ENGINEERING INC.

100% SUBMITTAL

PROJECT TITLE
CRYSTAL SPRINGS DRAINAGE IMPROVEMENTS ENGINEERING PLANS
CITY OF JACKSONVILLE
DUVAL COUNTY, FLORIDA

Sunshine811.com

PRELIMINARY DRAWINGS. THESE DRAWINGS ARE NOT IN FINAL FORM BUT ARE BEING TRANSMITTED FOR AGENCY REVIEW

PROJECT NO	
DATE	SEPTEMBER 2019
DESIGNED	MV
DRAWN	RLJ
CHECKED	CAS
REVIEWED	MPK
SCALE	AS SHOWN

DRAWING TITLE
RETENTION POND PLAN

C-109

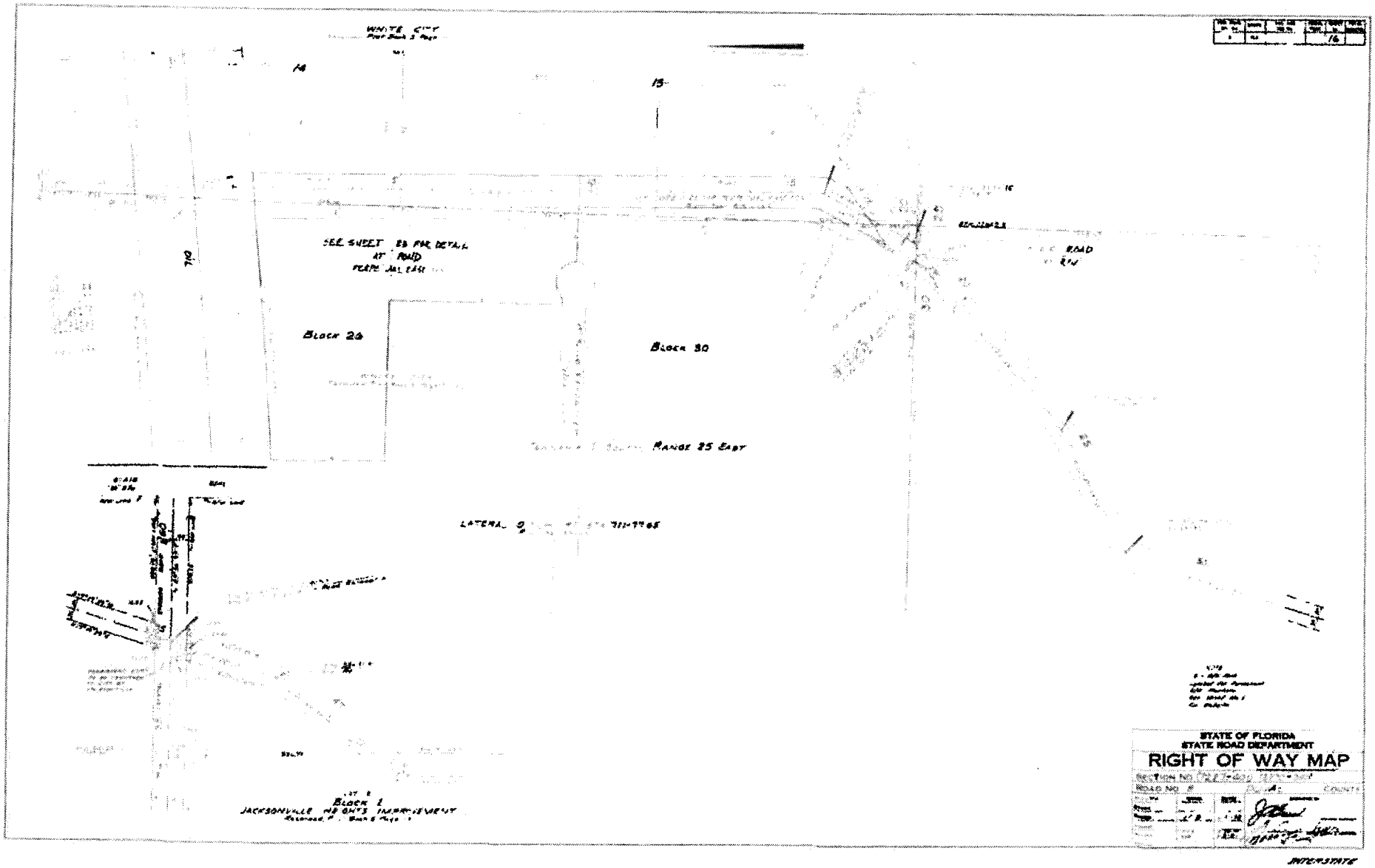
WHITE CITY
14
15
16
SEE SHEET 23 FOR DETAIL
AT ROAD
OIL
BLOCK 24
BLOCK 30
ROAD
RANGE 25 EAST
LATERAL
LOT 2
BLOCK 1
JACKSONVILLE HEIGHTS IMPROVEMENT
STATE OF FLORIDA
STATE ROAD DEPARTMENT
RIGHT OF WAY MAP
ROAD NO.
COUNTY
INTERSTATE

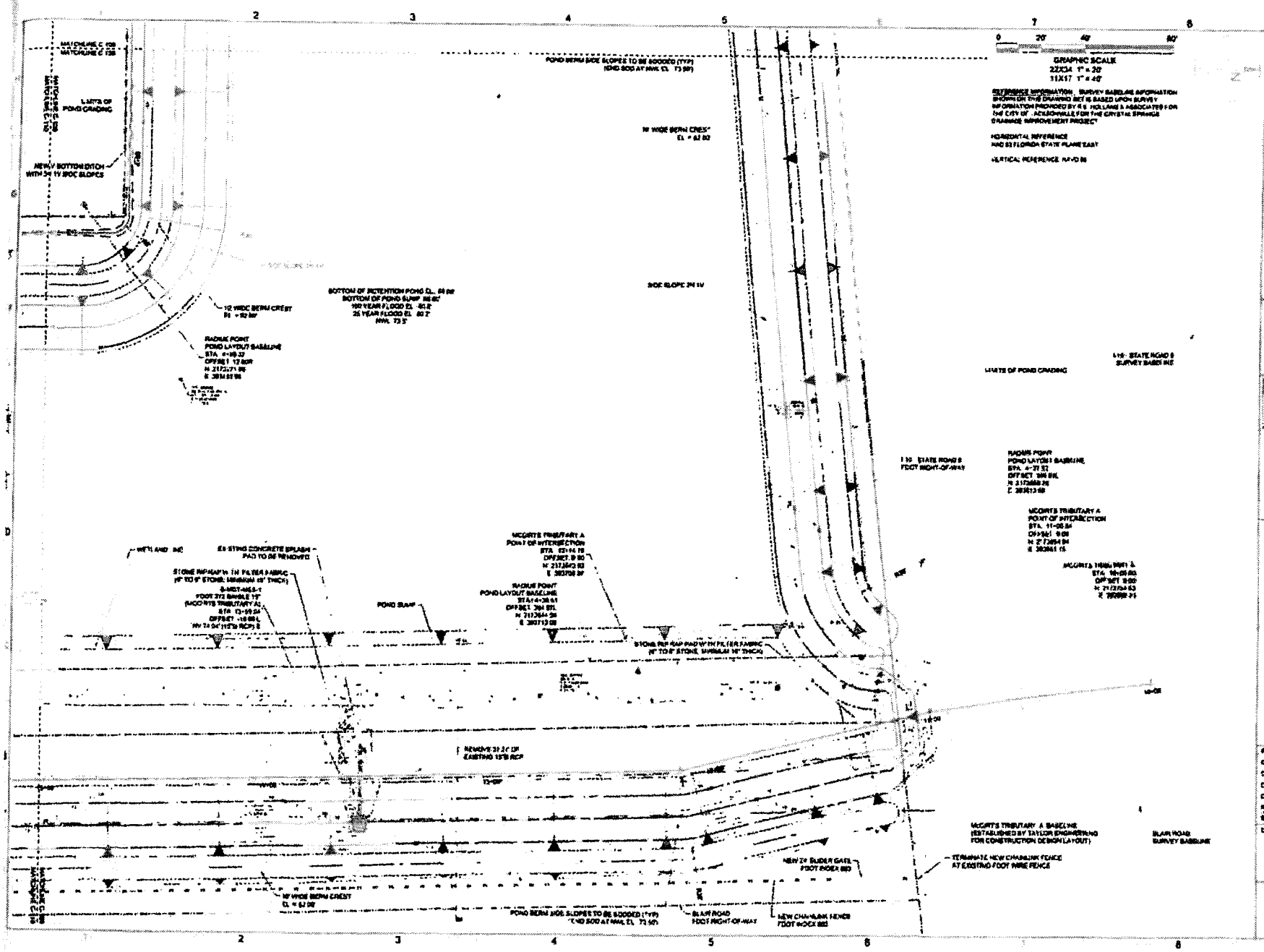

TAYLOR ENGINEERING INC.

100% SUBMITTAL

PROJECT TITLE
CRYSTAL SPRINGS DRAINAGE IMPROVEMENTS ENGINEERING PLANS
CITY OF JACKSONVILLE
DUVAL COUNTY, FLORIDA

Sunshine811.com

PRELIMINARY DRAWINGS. THESE DRAWINGS ARE NOT IN FINAL FORM BUT ARE BEING TRANSMITTED FOR AGENCY REVIEW.

PROJECT NO	12011-019
DATE	SEPTEMBER 2019
DESIGNED	MV
DRAWN	RLJ
CHECKED	CAS
REVIEWED	MPW
SCALE	AS SHOWN

DRAWING TITLE
RETENTION POND PLAN

C-109

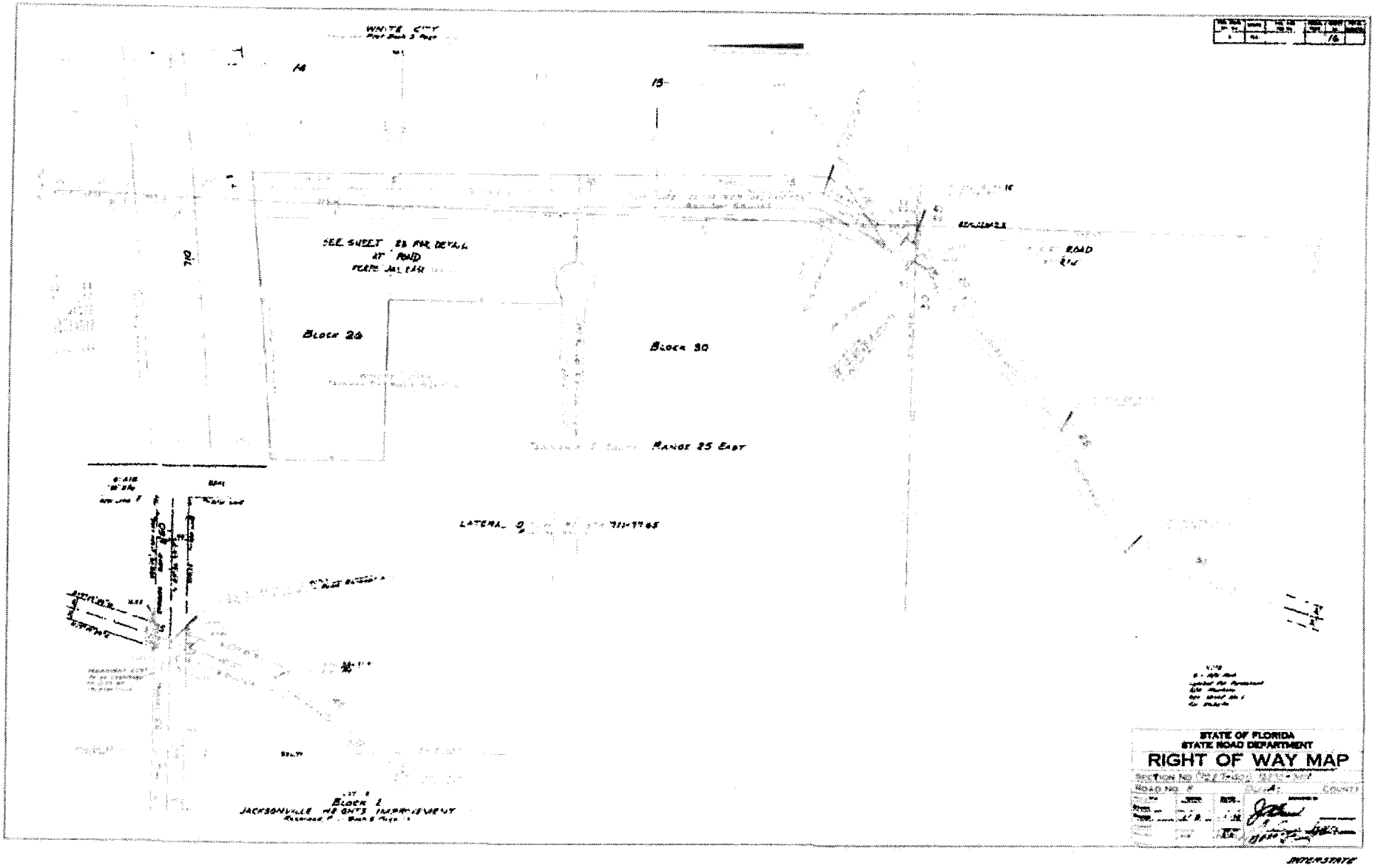
WHITE CITY
14
15
SEE SHEET 23 FOR DETAIL
AT ROAD
Block 26
Block 30
Range 25 East
LATERAL
ROAD
Block 1
JACKSONVILLE HEIGHTS IMPROVEMENT
STATE OF FLORIDA
STATE ROAD DEPARTMENT
RIGHT OF WAY MAP
COUNTY
INTERSTATE

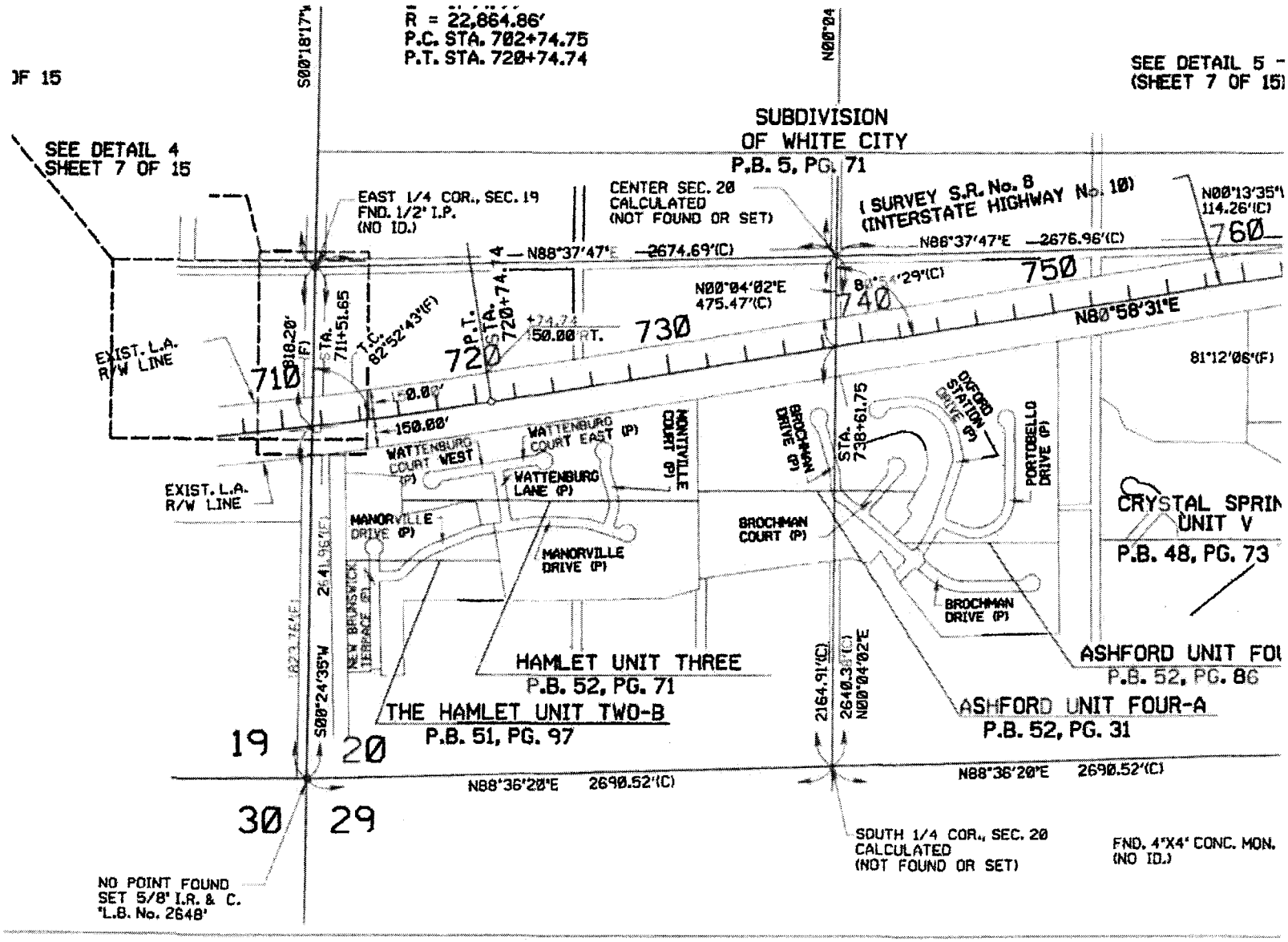
OF 15
SEE DETAIL 4
SHEET 7 OF 15
S00°18'17"W
R = 22,864.86'
P.C. STA. 702+74.75
P.T. STA. 720+74.75
N00°04
SEE DETAIL 5 -
(SHEET 7 OF 15)
SUBDIVISION
OF WHITE CITY
P.B. 5, PG. 71
EAST 1/4 COR., SEC. 19
FND. 1/2" I.P.
(NO ID.)
CENTER SEC. 20
CALCULATED
(NOT FOUND OR SET)
(SURVEY S.R. No. 8
(INTERSTATE HIGHWAY No. 10)
N00°13'35"
114.26'(C)
760
N88°37'47"E 2674.69'(C)
N88°37'47"E 2676.96'(C)
750
740
N00°04'02"E
475.47'(C)
N80°58'31"E
730
720
710
EXIST. L.A.
R/W LINE
STA.
711+51.65
T.C.
82°52'43"(F)
P.T.
STA.
720+74.74
50.00 RT.
81°12'06"(F)
0.00'
150.00'
WATTENBURG
COURT WEST
(P)
WATTENBURG
COURT EAST (P)
WATTENBURG
LANE (P)
MONTIVILLE
COURT (P)
BROCHMAN
DRIVE (P)
STA.
738+61.75
OXFORD
STATION
DRIVE (P)
PORTOBELLO
DRIVE (P)
EXIST. L.A.
R/W LINE
MANORVILLE
DRIVE (P)
MANORVILLE
DRIVE (P)
BROCHMAN
COURT (P)
BROCHMAN
DRIVE (P)
CRYSTAL SPRIN
UNIT V
P.B. 48, PG. 73
NEW BRUNSWICK
TERRACE (P)
HAMLET UNIT THREE
P.B. 52, PG. 71
THE HAMLET UNIT TWO-B
P.B. 51, PG. 97
ASHFORD UNIT FOU
P.B. 52, PG. 86
ASHFORD UNIT FOUR-A
P.B. 52, PG. 31
S00°24'35"W
2641.96'(F)
2164.91'(C)
2640.3
N00°04'02"E
19
20
30
29
N88°36'20"E 2690.52'(C)
N88°36'20"E 2690.52'(C)
SOUTH 1/4 COR., SEC. 20
CALCULATED
(NOT FOUND OR SET)
FND. 4"X4" CONC. MON.
(NO ID.)
NO POINT FOUND
SET 5/8" I.R. & C.
"L.B. No. 2648"

TOWNSHIP 2 SOUTH, RANGE 21 EAST

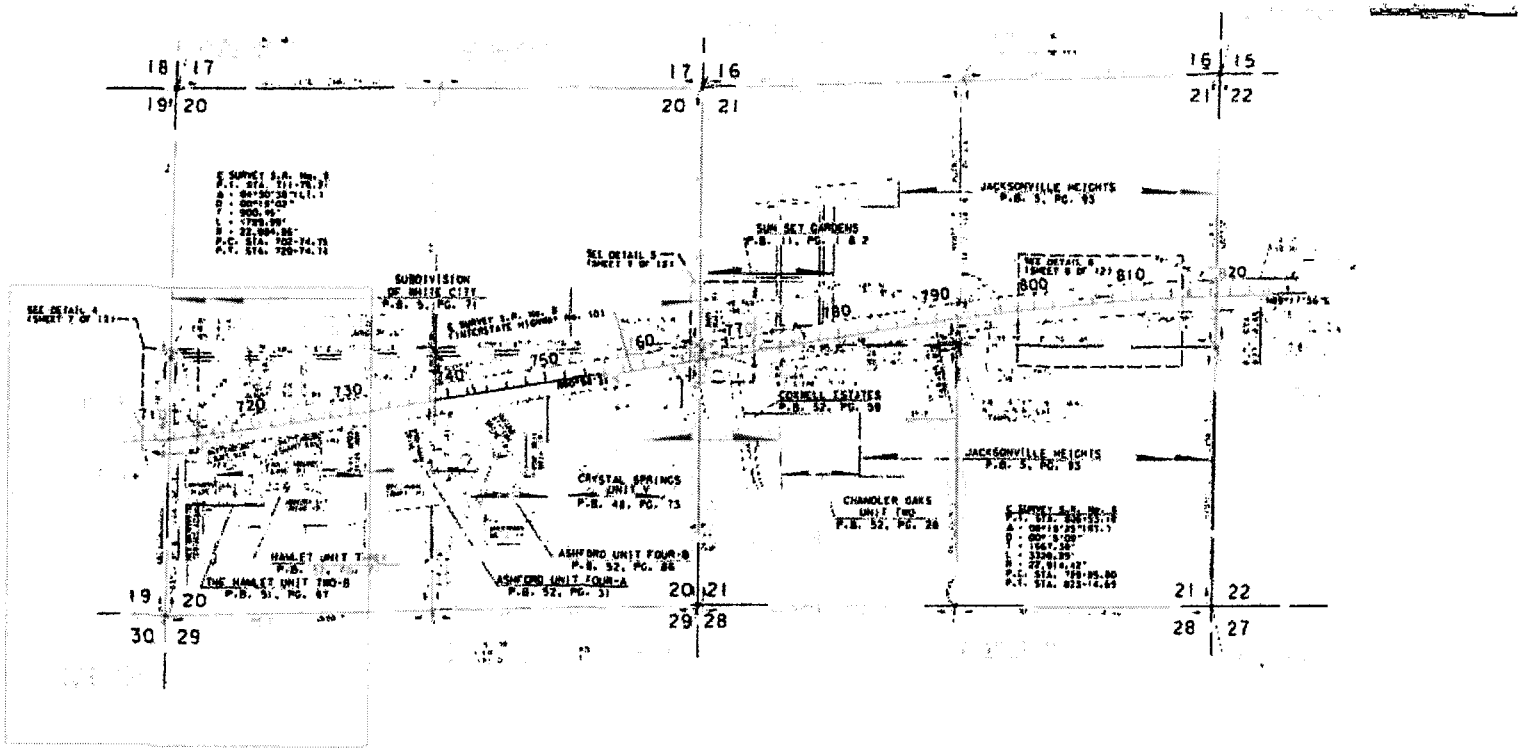

KEY MAP

SEE SHEET 1 FOR LEGEND, GENERAL NOTES, AND CERTIFICATION.

STATE ROAD No. 9 (I-10) FROM 7000 FEET WESTERLY OF CHAFFEE ROAD EASTERLY TO 6000 FEET EASTERLY OF STATE ROAD No. 94 (I-295)

RIGHT OF WAY CONTROL SURVEY

FLORIDA DEPARTMENT OF TRANSPORTATION
RIGHT OF WAY MAPPING

F.A.P. No. N/A

STATE ROAD No. 9

SECTION 72270

DUVAL COUNTY F.P. No. 2132724

Crystal Springs Contract 6533-55
Change Order Backup
Issue #4 – Guardrail at Joes Road per RFI #14

JBCCI submitted RFI #14 on 6/5/2017 requesting guidance for guardrail shown on plan sheet C-79 that was not included in the City of Jacksonville final bid proposal package. No pay items were included that were associated with the purchase and installation of this guardrail. The EOR responded to install the guardrail as shown on plan sheet C-79, and to follow FDOT Specification 536 and Standard Index 400. A sketch with additional details was also provided.

JBCCI submitted their proposal for a net increase of $21,882.82 on 5/30/2017.

The final cost to the COJ to install guardrail on the north and south sides of Joes Road is an increase of **$21,882.82** to the original contract.

Contract: 6533-55
Project: Crystal Springs Storm Water Improvements
Contractor: J.B. Coxwell Contracting, Inc.
Subject: Issues & Change Order Description Summary

Issue NBR	DATE	NAME	DESCRIPTION	JANTITY	UOM	UNIT COST	NET ADDITION
4	6/21/2017	Guardrail Per RFI #14 Joes Road	Labor (JBCCI)	1.0	LS	$2,680.00	$2,680.00
			Burden Rate 44.52%	1.0	LS	$1,193.14	$1,193.14
			Mark-up 10% - Labor & Equipment	1.0	LS	$387.31	$387.31
			Equipment	1.0	LS	$2,270.60	$2,270.60
			Subcontractor - Safety Contractors, Inc.	1.0	LS	$12,973.75	$12,973.75
			Asphalt Material - Hot Mix & Trucking	10.0	TN	$85.00	$850.00
			Mark-up 10% - Subcontractor	1.0	LS	$1,382.38	$1,382.38
			Bond @ 0.67%	1.0	LS	$145.64	$145.64
		Justification:	**Guardrail shown on project plan sheet C-79 at Joes and Blair Roads was not included in the COJ final bid proposal package.**			TOTAL	**$21,882.81**

J. B. Coxwell Contracting, Inc.
6741 Lloyd Road West
Jacksonville, Florida 32254
Office (904) 786-1120 Fax (904) 783-2970

June 30, 2017

Kenny Geisendorff, P.E.
Senior Project Engineer
VIA Consulting Services, Inc.
10250 Normandy Boulevard, Suite 205
Jacksonville, FL 32221

RE: City of Jacksonville Crystal Springs Stormwater Improvements - City Contract No. 6533-55
Proposal and Quote for Guardrail along Joes Road Intersection

Dear Kenny:

J.B. Coxwell Contracting, Inc. (JBCCI) is providing this proposal and quote to install two guardrails along Joes Road at the Joes and Blair Roads intersection as specified in the plans provided by VIA Consulting on June 21, 2017 via email. The guardrail proposed for the northside of Joes Road is estimated to be a total of 129 LF and the guardrail for the south side of Joes is 101 LF, including end treatments. Each guardrail will be installed on a 2-inch layer of asphalt measuring 3 feet in width and extending the entire length of the guardrail plus an additional 6 feet at each end.

Prior to installation of the asphalt, JBCCI will grade and prepare the areas where the guardrail will be located. Our survey crew will mobilize and stake out these areas to show limits of asphalt and guardrails. Once asphalt is installed, JBCCI will coordinate with Safety Contractors, Inc. and have the two guardrails installed within the asphalt areas. Once the guardrails are installed, JBCCI will remobilize and patch areas around guardrail supports with asphalt to complete the additional work. The survey crew will remobilize and locate the actual guardrail and asphalt locations for preparation of the as-built plans. The cost to complete this scope of work is summarized below.

Labor – Grade, Survey & Asphalt Crews & CAD Operator	$ 4,260.45
Equipment – Trucks, Compactor & Loader	$ 2,270.60
Subcontractor/Materials – Safety Contractors & Duval Asphalt	$15,206.13
Bonds at 0.67 Percent	$ 145.64
Total	$21,882.82

The cost to complete the above-referenced scope of work is $21,882.82. The attached worksheet further summarizes the scope of work and related costs. Please review and let us know if the City of Jacksonville wants to proceed with these guardrails at your earliest convenience. We will schedule the work and begin site grading the middle of next week.

Respectfully,
J. B. COXWELL CONTRACTING, INC.

Gary E. Young

J. B. COXWELL CONTRACTING, INC.
6741 Lloyd Road West, Jacksonville, FL 32254-1249
Telephone (904) 786-1120 * Fax (904) 783-2970

COST ESTIMATE
OUT OF SCOPE WORK

COJ Crystal Springs SW Improvements — Date: June 28, 2017

NAME: Pete Sheridan, VIA Consultants / Thomas McKnight, COJ — Our Job No.: 1608

MAILING ADDRESS: 10250 Normandy Blvd, Suite 205 — Location: Joes Road Intersection

CITY/STATE: Jacksonville, Florida

Install two (2) guardrails, one of each side of Joes Rd as shown on plans provided by VIA

This work to be done under work authorization as an Extra to the Regular Contract.

LABOR

EMP. NO.		EMPLOYEE'S NAME	OCCUPATION	HOURS	RATE	AMOUNT
1		JBCCI Survey Crew (two)	Surveyor/Rodman	8.0	$ 100.00	$ 800.00
2		Grade and Prep Crew (Four)	Operators/Laborers	6.0	$ 80.00	$ 480.00
3		Asphalt Crew (Four)	Operators/Laborers	16.0	$ 80.00	$ 1,280.00
4		Asbuilts	CAD Operator	3.0	$ 40.00	$ 120.00
5				0.0	$ -	$ -
6				0.0	$ -	$ -
				SUBTOTAL		$ 2,680.00
				BURDEN (44.52%)		$ 1,193.14
				JBCCI MU 10%		$ 387.31
				LABOR TOTAL		$ 4,260.45

EQUIPMENT

EQUIP. NO.		TYPE OF EQUIPMENT	HOURS	Rate (Bluebook)	AMOUNT
1	Various	Ford F-150 Survey Crew Truck & Survey Equipment	0.0	Included w/Labor	$ -
2		Ford F-150 Foreman Truck	22.0	$ 20.64	$ 454.08
3		Plate Tamper 25-inch	22.0	$ 13.61	$ 299.42
4		Ford F-250 Crew truck & trailer	22.0	$ 23.09	$ 507.98
5		Cat 950 Loader	16.0	$ 63.07	$ 1,009.12
6			0.0	$ -	$ -
7			0.0	$ -	$ -
			EQUIPMENT SUBTOTAL		$ 2,270.60

SUBCONTRACTOR/MATERIAL

	DESCRIPTION	QUANTITY	UNIT	PRICE	AMOUNT
1	Safety Contractors, Inc	1	LS	$ 12,973.75	$ 12,973.75
2	Asphalt Material - Hot Mix and Trucking	10	TN	$ 85.00	$ 850.00
3					
4		0		$ -	$ -
			MATERIALS SUBTOTAL		$ 13,823.75
			Sales Tax (none/service)		$ -
			MATERIALS Mark Up (10%)		$ 1,382.38
			MATERIALS TOTAL		$ 15,206.13

DESCRIPTION:
This cost estimate includes the associated costs to install two (2) guardrails along Joes Road at the intersection of Joes and Blair Roads. Each guardrail will be installed as shown on the plans provided by VIA Consulting (Attached) and each guardrail will be approximately 101 and 128 LF. Each guardrail will be placed on a layer of 2-inch thick asphalt. The asphalt will measure approximately 3 feet in width and extend six (6) feet beyond each end of the guardrail. A total of 229 LF of guardrail and 85 SYs of asphalt will be included.

SUBTOTAL	$	21,737.16
0.67% Bond	$	145.64
GRAND TOTAL	**$**	**21,882.81**

Sheet No. 1

Report Submitted by: Gary Young

Safety Contractors, Inc.

Guardrail Signs Handrail Attenuators Drilled Shafts

QUOTATION

FIN NO.:	CRYSTAL SPRINGS DRAINAGE IMPROVEMENTS	**LET DATE:**	6/27/2017
FAP NO.:	N/A	**COUNTY:**	DUVAL
CAL. DAYS:	N/A	**PROPOSAL ID:**	
LOCATION:	JOES ROAD INTERSECTION		

ITEM NO.	ITEM	QUANTITY	UNIT	QUOTE	TOTAL
536 1 1	GUARDRAIL (ROADWAY) (GENERAL TL-2)	137.5	LF	29.95	4,118.13
536 2	GUARDRAIL (SHOP-BENT PANELS)	87.5	LF	19.95	1,745.63
536 7	SPECIAL GUARDRAIL POST	6	EA	185.00	1,110.00
536 85 24	END ANCHORAGE ASSEMBLY (PARALLEL)	2	EA	2,125.00	4,250.00
536 85 25	END ANCHORAGE ASSEMBLY (TYPE II)	2	EA	875.00	1,750.00
				TOTAL	**$12,973.75**

1. MAINT. OF TRAFFIC, DIRT & MISC. ASPHALT, CONCRETE & SLURRY TESTING AND BOND ARE NOT INCLUDED.
2. OUR PRICE DOES NOT INCLUDE REPAIRING OR REPLACING SIGNS, LIGHTING, GUARDRAIL OR CRASH CUSHIONS DAMAGED BY THIRD PARTIES UNLESS COMPENSATION IS PROVIDED BY THE OWNER, CONTRACTOR OR INSURANCE CLAIM.

D.B.E. Certified and An Equal Opportunity Employer

5307 Wacissa Ave. Jacksonville, FL 32254 (904) 355-6331 Fax (904) 354-9840

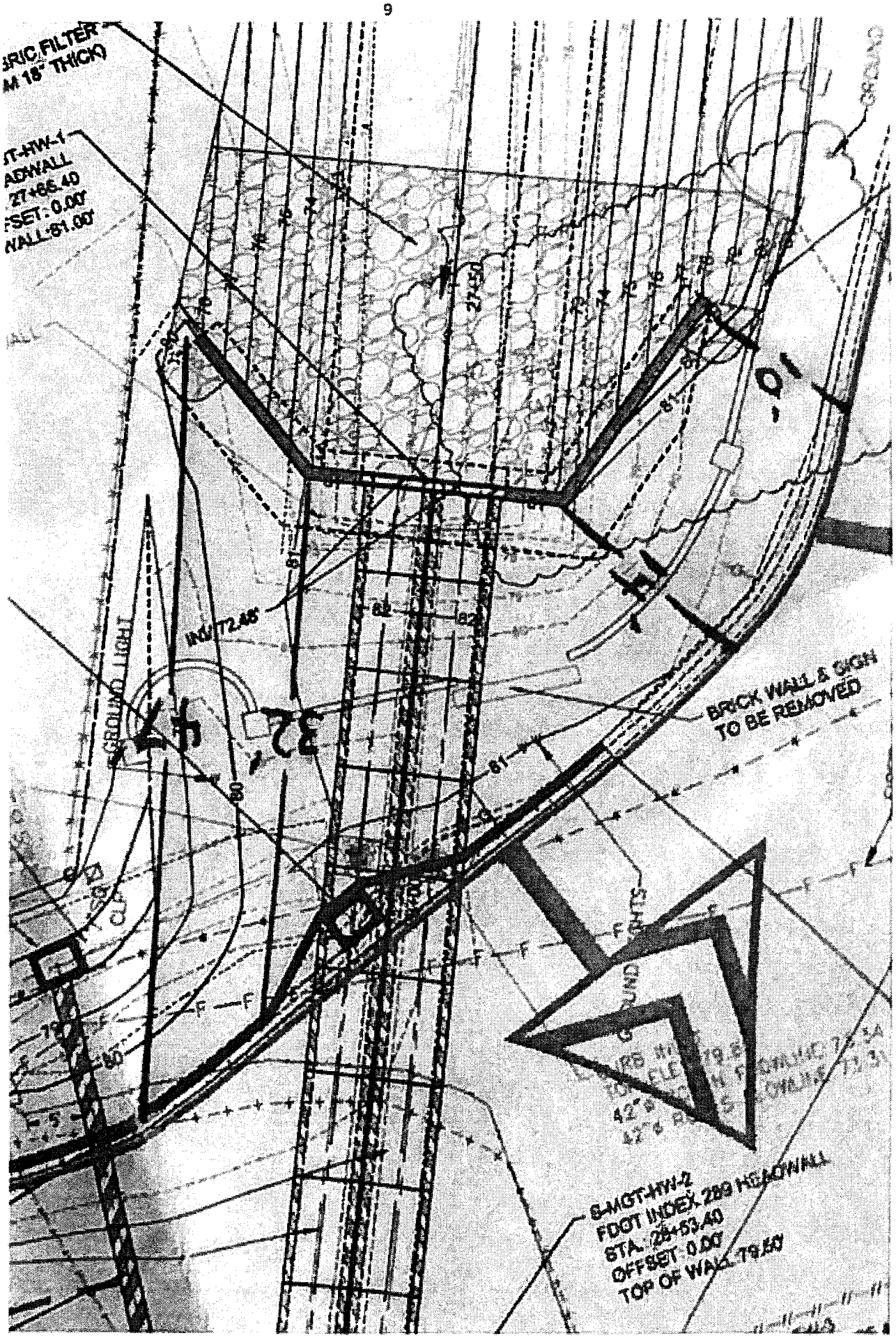
BRICK WALL & SIGN
TO BE REMOVED
INV 72.48'
32'
4'
16'
S-MGT-HW-2
FDOT INDEX 289 HEADWALL
STA. 28+53.40
OFFSET: 0.00'
TOP OF WALL 79.60'

ORIGINAL PLAN SHEET

SIGNAGE NOTES:

1. ALL NEW SIGNAGE, PERMANENT OR TEMPORARY SHALL MEET CURRENT CITY OF JACKSONVILLE SPECIFICATIONS, FDOT STANDARD SPECIFICATIONS (LATEST EDITION), AND/OR THE MANUAL ON UNIFORM TRAFFIC CONTROL DEVICES (MUTCD).
2. CONTRACTOR SHALL SAVE ANY ROADWAY SIGNS THAT ARE REMOVED FOR CONSTRUCTION & MAINTAIN SIGNS FOR RELOCATION AFTER COMPLETION OF CONSTRUCTION OF THE INTERSECTION. IF SIGNS ARE NOT DEMED ACCEPTABLE TO THE PAVEMENT MARKING INSPECTOR, THE SIGNS SHALL BE REPLACED WITH NEW SIGNS OF THE SAME DESIGNATION AS EXISTING AND MEETING THE CURRENT CITY OF JACKSONVILLE SPECIFICATIONS, FDOT STANDARD SPECIFICATIONS (LATEST EDITION), AND/OR THE MANUAL ON UNIFORM TRAFFIC CONTROL DEVICES (MUTCD).

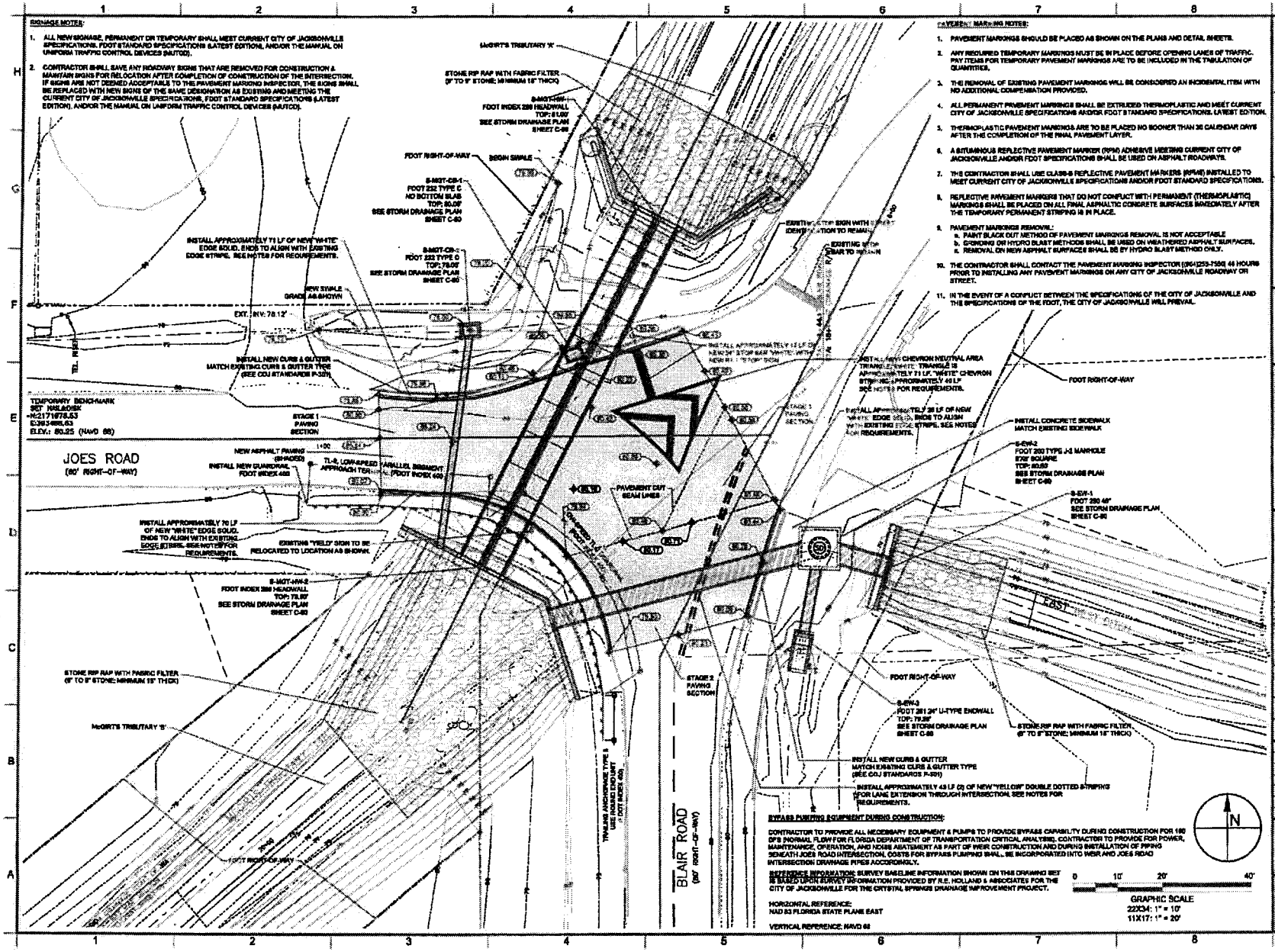

PAVEMENT MARKING NOTES:

1. PAVEMENT MARKINGS SHOULD BE PLACED AS SHOWN ON THE PLANS AND DETAIL SHEETS.
2. ANY REQUIRED TEMPORARY MARKINGS MUST BE IN PLACE BEFORE OPENING LANES OF TRAFFIC. PAY ITEMS FOR TEMPORARY PAVEMENT MARKINGS ARE TO BE INCLUDED IN THE TABULATION OF QUANTITIES.
3. THE REMOVAL OF EXISTING PAVEMENT MARKINGS WILL BE CONSIDERED AN INCIDENTAL ITEM WITH NO ADDITIONAL COMPENSATION PROVIDED.
4. ALL PERMANENT PAVEMENT MARKINGS SHALL BE EXTRUDED THERMOPLASTIC AND MEET CURRENT CITY OF JACKSONVILLE SPECIFICATIONS AND/OR FDOT STANDARD SPECIFICATIONS, LATEST EDITION.
5. THERMOPLASTIC PAVEMENT MARKINGS ARE TO BE PLACED NO SOONER THAN 30 CALENDAR DAYS AFTER THE COMPLETION OF THE FINAL PAVEMENT LAYER.
6. A BITUMINOUS REFLECTIVE PAVEMENT MARKER (RPM) ADHESIVE MEETING CURRENT CITY OF JACKSONVILLE AND/OR FDOT SPECIFICATIONS SHALL BE USED ON ASPHALT ROADWAYS.
7. THE CONTRACTOR SHALL USE CLASS-B REFLECTIVE PAVEMENT MARKERS (RPMS) INSTALLED TO MEET CURRENT CITY OF JACKSONVILLE SPECIFICATIONS AND/OR FDOT STANDARD SPECIFICATIONS.
8. REFLECTIVE PAVEMENT MARKERS THAT DO NOT CONFLICT WITH PERMANENT (THERMOPLASTIC) MARKINGS SHALL BE PLACED ON ALL FINAL ASPHALTIC CONCRETE SURFACES IMMEDIATELY AFTER THE TEMPORARY PERMANENT STRIPING IS IN PLACE.
9. PAVEMENT MARKINGS REMOVAL:
   a. PAINT BLACK OUT METHOD OF PAVEMENT MARKINGS REMOVAL IS NOT ACCEPTABLE
   b. GRINDING OR HYDRO BLAST METHODS SHALL BE USED ON WEATHERED ASPHALT SURFACES.
   c. REMOVAL ON NEW ASPHALT SURFACES SHALL BE BY HYDRO BLAST METHOD ONLY.
10. THE CONTRACTOR SHALL CONTACT THE PAVEMENT MARKING INSPECTOR (904)253-7550 48 HOURS PRIOR TO INSTALLING ANY PAVEMENT MARKINGS ON ANY CITY OF JACKSONVILLE ROADWAY OR STREET.
11. IN THE EVENT OF A CONFLICT BETWEEN THE SPECIFICATIONS OF THE CITY OF JACKSONVILLE AND THE SPECIFICATIONS OF THE FDOT, THE CITY OF JACKSONVILLE WILL PREVAIL.

BYPASS PUMPING EQUIPMENT DURING CONSTRUCTION:

CONTRACTOR TO PROVIDE ALL NECESSARY EQUIPMENT & PUMPS TO PROVIDE BYPASS CAPABILITY DURING CONSTRUCTION FOR 150 CFS (NORMAL FLOW FOR FLORIDA DEPARTMENT OF TRANSPORTATION CRITICAL ANALYSIS). CONTRACTOR TO PROVIDE FOR POWER, MAINTENANCE, OPERATION, AND NOISE ABATEMENT AS PART OF WEIR CONSTRUCTION AND DURING INSTALLATION OF PIPING BENEATH JOES ROAD INTERSECTION. COSTS FOR BYPASS PUMPING SHALL BE INCORPORATED INTO WEIR AND JOES ROAD INTERSECTION DRAINAGE PIPES ACCORDINGLY.

REFERENCE INFORMATION: SURVEY BASELINE INFORMATION SHOWN ON THIS DRAWING SET IS BASED UPON SURVEY INFORMATION PROVIDED BY R.E. HOLLAND & ASSOCIATES FOR THE CITY OF JACKSONVILLE FOR THE CRYSTAL SPRINGS DRAINAGE IMPROVEMENT PROJECT.

HORIZONTAL REFERENCE:
NAD 83 FLORIDA STATE PLANE EAST

VERTICAL REFERENCE: NAVD 88

GRAPHIC SCALE
22X34: 1" = 10'
11X17: 1" = 20'

TAYLOR ENGINEERING INC.
10151 DEERWOOD PARK BLVD.
BLDG. 300, SUITE 330
JACKSONVILLE, FLORIDA 32256
(904)-721-7040
1675 PALM BEACH LAKES, SUITE 210
WEST PALM BEACH, FLORIDA 33401
(561)-640-7310
CERTIFICATE OF AUTHORIZATION # 6445

100% SUBMITTAL

MAURICE B. VAUGHAN P.E. # 71488

PROJECT TITLE
CRYSTAL SPRINGS DRAINAGE IMPROVEMENTS
ENGINEERING PLANS
DUVAL COUNTY, FLORIDA

Sunshine811.com

DANGER Overhead power lines

PRELIMINARY DRAWINGS. THESE DRAWINGS ARE NOT IN FINAL FORM, BUT ARE BEING TRANSMITTED FOR AGENCY REVIEW.

PROJECT NO	C2011-018
DATE	MAY 2016
DESIGNED	MV
DRAWN	RLJ
CHECKED	CAB
REVIEWED	MPW
SCALE	AS SHOWN

DRAWING TITLE
JOES ROAD INTERSECTION SITE PLAN

C-79

SHEET 79 OF 129

J. B. COXWELL CONTRACTING, INC.
6741 Lloyd Road, West
Jacksonville, FL 32254

REQUEST FOR INFORMATION

Date: June 5, 2017 | **RFI No.: 1608 No. 14**

COJ Contract #: 6533-55 | **Site Address: Blair Road @ Joes Road**

Owner: COJ, Mr. Thomas G. McKnight | **Reference Drawings: C-79**

Project Administration: Mr. Pete Sheridan & Mr. Kenny Geisendorff, VIA Consulting

Engineer of Record: Taylor Engineering, M.B. Vaughan, PE #71469 Engineer Job No. C2011-019

Contractor Representative: Gary Young, PM & Chris Blank, VP JBCCI Job No.: 1608

According to the project plans on sheet C-79, there is a guardrail shown between the southern headwall and roadway at the Joes and Blair Roads intersection. The guardrail specified on the plan sheet is approximately 100 linear feet of FDOT Index 400 guardrail. According to the City of Jacksonville's pay application in the final bid proposal package and the pay items listed in Addendum No.5, there is no pay item associated with or for the purchase and installation of this guardrail. Further, this guardrail does not appear to be addressed within the project specifications. JBCCI requests clarification on whether the COJ wants this section of guardrail to be installed as part of this project and if so, please provide specifications on this section of guardrail such that quotes can be obtained. Please advise as soon as possible such that this work can be added to the existing scope of work for the intersection.

REPLY REQUESTED BY: ASAP

Date Received:

Response: Guardrail on both the North and South side of the intersection should be constructed as shown on sheet C-79. See attached sketch and revised plan sheet for cross-slope, offset, misc. asphalt details and end treatments. FDOT Specification 536 and Index 400 should be followed. Post in conflict with the box-culvert and 48" concrete pipe should be modified and installed per the encased guardrail post detail included in FDOT index 400.

Attachments: ☒ **Description:**

Response By: Kenny Geisendorff **Date: 6/21/17**

This reply does not necessarily constitute an increase in contract value or time. Any change in contract value or time will require supplemental information submitted by the contractor for review and approval. Should the contractor anticipate an increase in cost and/or time due to the above noted conditions, notification to the Owner's representative is required within **ten (10) working days.**

SIGNAGE NOTES:

1. ALL NEW SIGNAGE, PERMANENT OR TEMPORARY SHALL MEET CURRENT CITY OF JACKSONVILLE SPECIFICATIONS, FDOT STANDARD SPECIFICATIONS (LATEST EDITION), AND/OR THE MANUAL ON UNIFORM TRAFFIC CONTROL DEVICES (MUTCD).
2. CONTRACTOR SHALL SAVE ANY ROADWAY SIGNS THAT ARE REMOVED FOR CONSTRUCTION & MAINTAIN SIGNS FOR RELOCATION AFTER COMPLETION OF CONSTRUCTION OF THE INTERSECTION. IF SIGNS ARE NOT DEEMED ACCEPTABLE TO THE PAVEMENT MARKING INSPECTOR, THE SIGNS SHALL BE REPLACED WITH NEW SIGNS OF THE SAME DESIGNATION AS EXISTING AND MEETING THE CURRENT CITY OF JACKSONVILLE SPECIFICATIONS, FDOT STANDARD SPECIFICATIONS (LATEST EDITION), AND/OR THE MANUAL ON UNIFORM TRAFFIC CONTROL DEVICES (MUTCD).

PAVEMENT MARKING NOTES:

1. PAVEMENT MARKINGS SHOULD BE PLACED AS SHOWN ON THE PLANS AND DETAIL SHEETS.
2. ANY REQUIRED TEMPORARY MARKINGS MUST BE IN PLACE BEFORE OPENING LANES OF TRAFFIC. PAY ITEMS FOR TEMPORARY PAVEMENT MARKINGS ARE TO BE INCLUDED IN THE TABULATION OF QUANTITIES.
3. THE REMOVAL OF EXISTING PAVEMENT MARKINGS WILL BE CONSIDERED AN INCIDENTAL ITEM WITH NO ADDITIONAL COMPENSATION PROVIDED.
4. ALL PERMANENT PAVEMENT MARKINGS SHALL BE EXTRUDED THERMOPLASTIC AND MEET CURRENT CITY OF JACKSONVILLE SPECIFICATIONS AND/OR FDOT STANDARD SPECIFICATIONS, LATEST EDITION.
5. THERMOPLASTIC PAVEMENT MARKINGS ARE TO BE PLACED NO SOONER THAN 30 CALENDAR DAYS AFTER THE COMPLETION OF THE FINAL PAVEMENT LAYER.
6. A BITUMINOUS REFLECTIVE PAVEMENT MARKER (RPM) ADHESIVE MEETING CURRENT CITY OF JACKSONVILLE AND/OR FDOT SPECIFICATIONS SHALL BE USED ON ASPHALT ROADWAYS.
7. THE CONTRACTOR SHALL USE CLASS B REFLECTIVE PAVEMENT MARKERS (RPMS) INSTALLED TO MEET CURRENT CITY OF JACKSONVILLE SPECIFICATIONS AND/OR FDOT STANDARD SPECIFICATIONS.
8. REFLECTIVE PAVEMENT MARKERS THAT DO NOT CONFLICT WITH PERMANENT (THERMOPLASTIC) MARKINGS SHALL BE PLACED ON ALL FINAL ASPHALTIC CONCRETE SURFACES IMMEDIATELY AFTER THE TEMPORARY PERMANENT STRIPING IS IN PLACE.
9. PAVEMENT MARKINGS REMOVAL:
   a. PAINT BLACK OUT METHOD OF PAVEMENT MARKINGS REMOVAL IS NOT ACCEPTABLE
   b. GRINDING OR HYDRO BLAST METHODS SHALL BE USED ON WEATHERED ASPHALT SURFACES.
   c. REMOVAL ON NEW ASPHALT SURFACES SHALL BE BY HYDRO BLAST METHOD ONLY.
10. THE CONTRACTOR SHALL CONTACT THE PAVEMENT MARKING INSPECTOR (904)255-7556 48 HOURS PRIOR TO INSTALLING ANY PAVEMENT MARKINGS ON ANY CITY OF JACKSONVILLE ROADWAY OR STREET.
11. IN THE EVENT OF A CONFLICT BETWEEN THE SPECIFICATIONS OF THE CITY OF JACKSONVILLE AND THE SPECIFICATIONS OF THE FDOT, THE CITY OF JACKSONVILLE WILL PREVAIL.

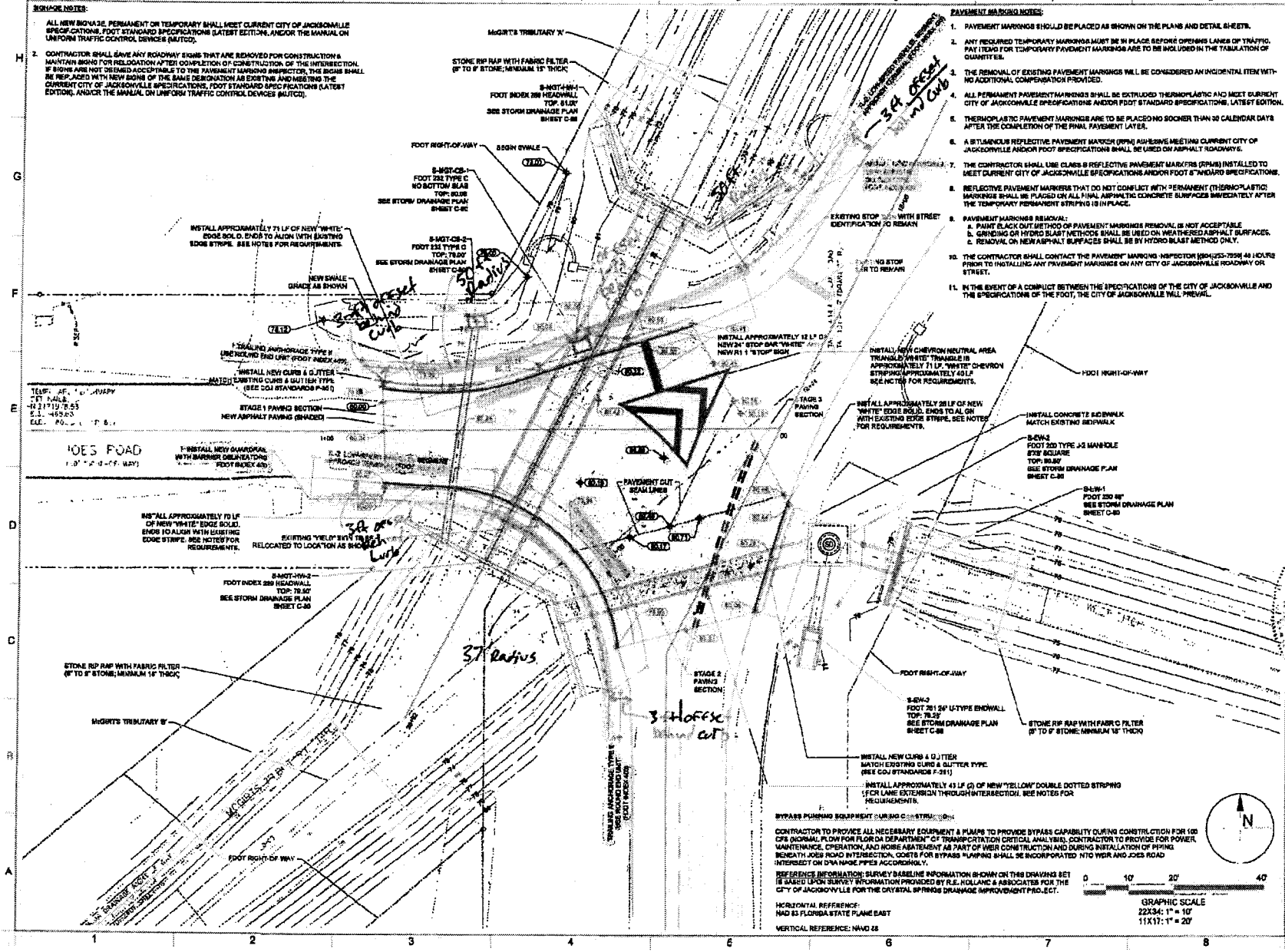

BYPASS PUMPING EQUIPMENT DURING CONSTRUCTION

CONTRACTOR TO PROVIDE ALL NECESSARY EQUIPMENT & PUMPS TO PROVIDE BYPASS CAPABILITY DURING CONSTRUCTION FOR 100 CFS (NORMAL FLOW FOR FLORIDA DEPARTMENT OF TRANSPORTATION CRITICAL ANALYSIS). CONTRACTOR TO PROVIDE FOR POWER, MAINTENANCE, OPERATION, AND NOISE ABATEMENT AS PART OF WEIR CONSTRUCTION AND DURING INSTALLATION OF PIPING BENEATH JOES ROAD INTERSECTION. COSTS FOR BYPASS PUMPING SHALL BE INCORPORATED INTO WEIR AND JOES ROAD INTERSECT ON DRAINAGE PIPES ACCORDINGLY.

REFERENCE INFORMATION: SURVEY BASELINE INFORMATION SHOWN ON THIS DRAWING SET IS BASED UPON SURVEY INFORMATION PROVIDED BY R.E. HOLLAND & ASSOCIATES FOR THE CITY OF JACKSONVILLE FOR THE CRYSTAL SPRINGS DRAINAGE IMPROVEMENT PROJECT.

HORIZONTAL REFERENCE:
NAD 83 FLORIDA STATE PLANE EAST

VERTICAL REFERENCE: NAVD 88

TAYLOR ENGINEERING INC.
10151 DEERWOOD PARK BLVD.
BLDG. 300, SUITE 300
JACKSONVILLE, FLORIDA 32256
(904)-731-7040
1675 PALM BEACH LAKES, SUITE 210
WEST PALM BEACH, FLORIDA 33401
(561)-640-1310
CERTIFICATE OF AUTHORIZATION # 4116

100%
SUBMITTAL

MAURICE D. VAUGHN P.E. #71489

PROJECT TITLE
CRYSTAL SPRINGS DRAINAGE IMPROVEMENTS ENGINEERING PLANS
DUVAL COUNTY, FLORIDA

Sunshine811.com

DANGER
Overhead Power Lines

PRELIMINARY DRAWINGS: THESE DRAWINGS ARE NOT IN FINAL FORM, BUT ARE BEING TRANSMITTED FOR AGENCY REVIEW.

PROJECT NO	C2011-016
DATE	MAY 2015
DESIGNED	MV
DRAWN	RLJ
CHECKED	CAS
REVIEWED	MPW
SCALE	AS SHOWN

DRAWING TITLE
JOES ROAD INTERSECTION SITE PLAN

C-79

SHEET 79 OF 120

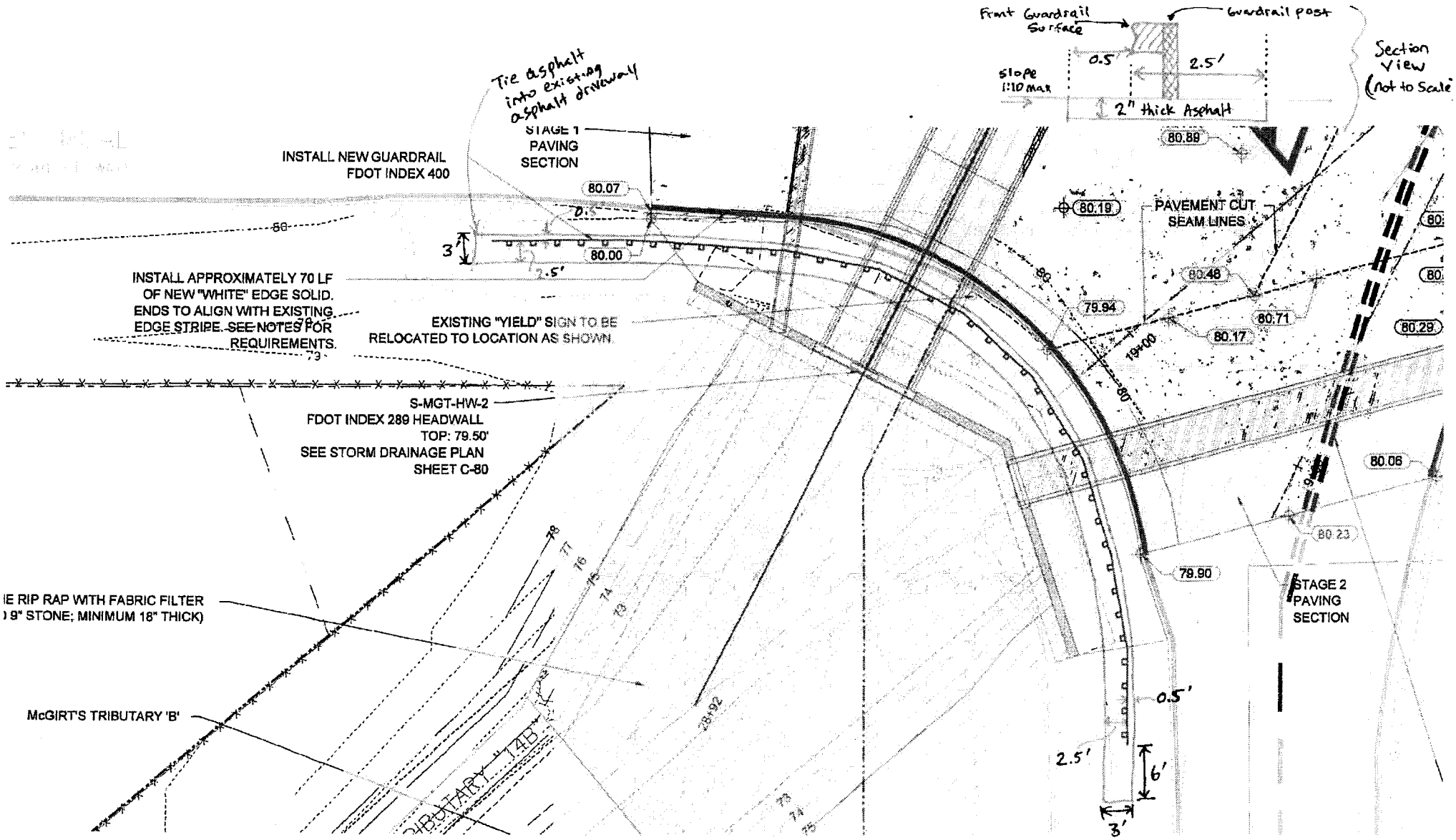
Front Guardrail Surface
Guardrail post
Section View (not to Scale)
slope 1:10 max
0.5'
2.5'
2" thick Asphalt
Tie asphalt into existing asphalt driveway
STAGE 1 PAVING SECTION
INSTALL NEW GUARDRAIL FDOT INDEX 400
80.07
80.00
3'
2.5'
INSTALL APPROXIMATELY 70 LF OF NEW "WHITE" EDGE SOLID. ENDS TO ALIGN WITH EXISTING EDGE STRIPE. SEE NOTES FOR REQUIREMENTS.
EXISTING "YIELD" SIGN TO BE RELOCATED TO LOCATION AS SHOWN.
S-MGT-HW-2
FDOT INDEX 289 HEADWALL
TOP: 79.50'
SEE STORM DRAINAGE PLAN SHEET C-80
IE RIP RAP WITH FABRIC FILTER
) 9" STONE; MINIMUM 18" THICK)
McGIRT'S TRIBUTARY 'B'
80.89
80.19
PAVEMENT CUT SEAM LINES
80.48
79.94
80.71
80.17
19+00
80.29
80.06
80.23
79.90
STAGE 2 PAVING SECTION
0.5'
2.5'
6'
3'

City of Jacksonville, Florida

Department of Public Works
Ed Ball Building
214 N. Hogan St., 10th floor
Jacksonville, FL 32202
(904) 255-8786
www.coj.net

ONE CITY. ONE JACKSONVILLE.

SENT VIA EMAIL TO: mvaughan@taylorengineering.com

November 9, 2017

Mr. Maurice Vaughn, P.E.
Taylor Engineering
10151 Deerwood Park Blvd.
Jacksonville, FL 32256

RE: Crystal Springs Stormwater Improvements- Errors & Omission
Change Order 2
Contract: 6533-55

Dear Mr. Vaughn:

In preparing the referenced Supplemental Agreement/Change Order, the City has determined that your firm is responsible for certain cost(s) resulting from your errors/omissions in the Crystal Springs Stormwater Improvements project in the amount of $4,376.56 ($21,882.82 x 20%). This amount represents premium cost(s) of the Change Order item 4. This cost does not add value to the project and should have been avoided. Furthermore, the City intends to pursue recovery of this cost.

Please respond to this letter within 15 calendar days stating your position on the City's assessment of recoverable costs and responsibility for the following:

> While the guardrail at the intersection of Joes and Blair Roads is depicted in plan view on the construction drawings it was not an itemized line item in the project Bid Proposal Form and the Contractor could not have reasonably been expected to include its cost elsewhere. Your response to RFI #14 answers the Contractor question on how to proceed.

Should you have any questions concerning this matter, please contact Duane Kent, P.E. at (904) 255-8910.

Sincerely,

Thomas G. McKnight
Capital Improvement Construction Manager
Dept. of Public Works – Construction Management

Attachments

cc: Duane Kent, P.E.- City of Jacksonville
Kenny Geisendorff, P.E.- VIA Consulting Services
Pete Sheridan, P.E.- VIA Consulting Services
Alexa Graf, P.E.- ETM

SUBJECT: **CRYSTAL SPRINGS DRAINAGE IMPROVEMENTS**

BID# CP-0060-16 OPEN DATE: **2016-02-24**

GENERAL GOVERNMENT AWARDS COMMITTEE

KIND AND BASIS OF CONTRACT:
CONSTRUCTION PARTICIPATION

AGENCY: **PUBLIC WORKS**

BASIS OF AWARD: **LOWEST RESPONSIVE, RESPONSIBLE BIDDER- TOTAL BASE BID, PLUS SELECTED ALTERNATES**

NUMBER OF BIDS INVITED 6 NUMBER RECEIVED 3 OTHER 0

SUMMARY OF BIDS AND RECOMMENDED ACTIONS:

Subject bid awarded to J.B. Coxwell Contracting, Inc. (contract #6533-55), on 05/26/16 in the amount of $2,380,077.00.

Recommend approval of Change Order #1 to J.B. Coxwell Contracting, Inc., in the amount of $5,000.00, for new revised total award amount not-to-exceed $2,385,077.00.

This award to be funded by account(s): PWCP331SJWM-06505-PW0382-02-PWS070-16- $1,650.00; PWCP322SD541-06505-PW0382-02- $3,350.00 to be executed by contract change order through Office of General Counsel.

Attachments: Recommendation Memo, Change Order, Previous Award

BUYER: Marilyn Laidler
MARILYN LAIDLER

RESPECTFULLY SUBMITTED: Greg Pease
GREGORY PEASE, CHIEF
PROCUREMENT DIVISION

CONCURRENCE BY: **Tom Fallin, P.E., Chief, Engineering and Construction Management Division**

(ALL AWARD ACTIONS SUBJECT TO LAWFULLY APPROPRIATED FUNDS)

ACTION OF GGAC COMMITTEE ON RECOMMENDATIONS ABOVE

MEMBERS APPROVING 3 MEMBERS DISAPPROVING Ø DATE: 3/23/17

Teresa R. Eichan _____ OTHER: _____

_____ _____

_____ _____

ACTION OF AWARDING AUTHORITY DATE: 3/23/17

APPROVED _____ DISAPPROVED _____

OTHER _____

SIGNATURE OF AUTHENTICATION _____

Sam E. Mousa
Chief Administrative Officer
For: Mayor Lenny Curry
Under Authority of:
Executive Order No. 2015-05

FORM GB-108, Revised 12/2007

SUBJECT: **CRYSTAL SPRINGS DRAINAGE IMPROVEMENTS**

BID# CP-0060-16 OPEN DATE: **2016-02-24**

GENERAL GOVERNMENT AWARDS COMMITTEE

KIND AND BASIS OF CONTRACT:
CONSTRUCTION PARTICIPATION

AGENCY: **PUBLIC WORKS**

BASIS OF AWARD: **LOWEST RESPONSIVE, RESPONSIBLE BIDDER-TOTAL BASE BID, PLUS SELECTED ALTERNATES**

NUMBER OF BIDS INVITED **6** NUMBER RECEIVED **3** OTHER **0**

SUMMARY OF BIDS AND RECOMMENDED ACTIONS:

Recommend approval to reject Hager Construction Company for not meeting the JSEB requirement as they were not a certified JSEB as time of bid opening per JSEB letter dated 02/25/2016.

Recommend approval of award to J.B. Coxwell Contracting, Inc., as the lowest responsive, responsible bidder in the total base bid amount of $1,426,260.00; Additive Alternate #1 amount of $669,414.00; Additive Alternate #2 amount of $141,254.00; and Additive Alternate #3 amount of $143,149.00. Total award amount not-to-exceed $2,380,077.00.

This award to be funded by account(s): PWCP331SD538-06505-PW0382-02-PWS070-16- $944,300.00; PWCP331SJWM-06505-PW0382-02-PWS070-16- $785,425.41; PWCP322SD541-06505-PW0382-02- $650,351.59 to be executed by formal contract through Office of General Counsel.

Attachments: Recommendation Memo, Bid Tabulation Sheet, JSEB Letter, Vendor Rejection Letter, Basis of Award, Scope of Work

BUYER: Marilyn Laidler
MARILYN LAIDLER

RESPECTFULLY SUBMITTED: _____
GREGORY PEASE, CHIEF
PROCUREMENT DIVISION

CONCURRENCE BY: **Tom Fallin, P.E., Chief, Engineering and Construction Management Division**

(ALL AWARD ACTIONS SUBJECT TO LAWFULLY APPROPRIATED FUNDS)

ACTION OF GGAC COMMITTEE ON RECOMMENDATIONS ABOVE

MEMBERS APPROVING 3 MEMBERS DISAPPROVING _____ DATE: 5-26-16

Teresa R. Eilhart

OTHER: _____

James R McCaig

ACTION OF AWARDING AUTHORITY DATE: 5/26/16

APPROVED ✓ DISAPPROVED _____

OTHER _____

SIGNATURE OF AUTHENTICATION Sam E. Mousa

Sam E. Mousa
Chief Administrative Officer
For: Mayor Lenny Curry
Under Authority of:
Executive Order No. 2015-05

FORM GB-108, Revised 12/2007

QWS3270X 12/8/2017 3:46 PM
FAML6350 V5.1 ** NW COJ FAMIS PRODUCTION ** 12/08/2017
LINK TO: ACCOUNT SUMMARY INQUIRY 3:45 PM

FISCAL MO/YEAR : 03 2018 CURRENCY CODE :
INDEX CODE : PWCP331SJWM ST. JOHNS WATER MGMT DIST-CAP PROJECTS
SUBOBJECT : 06505 OTHER CONSTRUCTION COSTS
PROJECT : PW0382 CRYSTAL SPRINGS/CHAFFEE TO CAHOUN
PROJECT DETAIL : 02 CRYSTAL SPRINGS AREA DRAINAGE
GRANT : PWS070 CRYSTAL SPRINGS DRAINAGE
GRANT DETAIL : 16 CRYSTAL SPRINGS DRAINAGE
USER CODE :

S	DEC 2017	ANNUAL BALANCE	ALL YEARS BALANCE
ESTIMATED REVENUES	.00	.00	.00
REVENUES	.00	.00	.00
UNREALIZED REVENUES	.00	.00	.00
BUDGET	.00	.00	986,040.00
EXPENDITURES	.00	38,515.29	768,013.63
ENCUMBRANCES	.00	-38,515.29	111,834.80
PRE-ENCUMBRANCES	.00	.00	.00
REMAINING BALANCE	.00	.00	106,191.57

F1-HELP F2-SELECT F4-PRIOR F5-NEXT
F9-LINK F10-PRIOR-MO F11-NEXT-MO
G005 - PRIOR RECORD DISPLAYED

QWS3270X 12/8/2017 3:46 PM
FAML6350 V5.1 ** NW COJ FAMIS PRODUCTION ** 12/08/2017
LINK TO: ACCOUNT SUMMARY INQUIRY 3:46 PM

FISCAL MO/YEAR : 03 2018 CURRENCY CODE :
INDEX CODE : PWCP322SD541 PW S & D CAPITAL PROJECTS (F5410)
SUBOBJECT : 06505 OTHER CONSTRUCTION COSTS
PROJECT : PW0382 CRYSTAL SPRINGS/CHAFFEE TO CAHOUN
PROJECT DETAIL : 02 CRYSTAL SPRINGS AREA DRAINAGE
GRANT :
GRANT DETAIL :
USER CODE :

S	DEC 2017	ANNUAL BALANCE	ALL YEARS BALANCE
ESTIMATED REVENUES	.00	.00	.00
REVENUES	.00	.00	.00
UNREALIZED REVENUES	.00	.00	.00
BUDGET	.00	.00	990,000.00
EXPENDITURES	.00	78,197.71	655,108.07
ENCUMBRANCES	.00	-78,197.71	188,037.43
PRE-ENCUMBRANCES	.00	.00	.00
REMAINING BALANCE	.00	.00	146,854.50

F1-HELP F2-SELECT F4-PRIOR F5-NEXT
F9-LINK F10-PRIOR-MO F11-NEXT-MO
G005 - PRIOR RECORD DISPLAYED

	J.B. Coxwell Contracting, Inc.	
CP-0060-16		
5/26/2016	$2,380,077.00	Award
3/23/2017	$5,000.00	Change Order #1
Pending	$79,270.96	Change Order #2

$2,464,347.96 Total Award