

150054



1950.15-1


August 25, 2015

**MEMORANDUM**

08/31/15 14:37:00  
Procurement Division

**TO:** James R. McCain, Jr.  
Corporation Secretary/Assistant General Counsel

**THROUGH:** Kevin G. Stork, CPA, City Comptroller

**FROM:** Thomas G. McKnight   
Capital Improvement Construction Manager

**SUBJECT:** Duval County Health Department TB Unit Expansion  
Contractor: CORE Construction Company  
Contract No: 8565-07

Forwarded herewith for execution is Change Order No. 24 for subject project.

Original Contract Amount .....	\$327,000.00
Previous Change Order No. 1.....	\$454.30
Change Order No. 2 .....	\$7,188.50
Total Revised Contract Amount.....	\$334,642.80
Account Number .....	See attached

This office recommends the Change Order be approved by your office, the Office of General Counsel, and Mayor Curry, in accordance with Executive Order No. 13-05.

- Attachments: 1. Change Order  
 2. Back-up Information  
 3. Legal Request Memorandum

TGM:lw

CHANGE ORDER TRACKING SHEET

Description of Project	TB Clinic Health Dept	
Change Order Number	2	PLEASE KEEP THIS FORM WITH THE ATTACHED CHANGE ORDER
Contract Number	8565-07	

	Action	Date Received	Date Signed	Date Forwarded	Signature	Days
1	Date Initiated	N/A	N/A	7/9		
1A						
2	Contractor Execution		7/28			
3	Construction Management	7/29				
4	Using Agency					
5	JEA (if applicable)					
6	City Engineer		7/30			
7	C/O Review	8/4/15	8/4/15	8/4/15		
8	Director of Public Works	8/27/15	8/27/15			
9	Admin/Finance Clerk	8/27	8/27	8/27		
10	Buyer	8/31	9/1	9/1		
11	Chief of Procurement					
12	Director Finance	9/9/15	9/9/15	9/9/15		
13	Asst. General Counsel					
14	CAO/Mayor					
15	Asst. General Counsel					
	Total Processing Days:					

Attention Change Order reviewers and signatories:

Please assist in expediting this change order by reviewing, signing, and forwarding immediately to the next step. Thank you in advance for your efforts to reduce contract change order processing times.

James M. Robinson, P.E.  
Director of Public Works

NBR	MASTER ITEM DESCRIPTION	QUANTITY	UOM	UNIT COST	NET ADDITION	NET DELETION	TOTALS
<b>DESIGN ERROR/OMISSION</b>							
1	INSTALL 125 AMP MLO PANEL & BREAKERS, INCLUDE SERVICE FEE FROM THE HC PANEL AND A 3P 100AMP BREAKER AS SHOWN ON THE REVISED PLANS.	1.00	LS	\$7,188.50	\$7,188.50		
<b>TOTAL DESIGN ERROR/OMISSION</b>							<b>\$7,188.50</b>
SUBTOTAL CHANGE ORDER NO. 2					\$7,188.50	\$0.00	
NET TOTAL CHANGE ORDER NO. 2					\$7,188.50		

JUSTIFICATION: The original electrical design for the HP panel indicates service for the existing duct heaters. The new duct heaters will originate from this same location; however there is no extra space for any new circuits. A new panel will have to be added to serve the new duct heaters and the drawings modified to reflect the same.

CITY OF JACKSONVILLE  
 DEPARTMENT OF PUBLIC WORKS  
 ENGINEERING DIVISION  
 CONSTRUCTION CHANGE ORDER

Change Order No. Two (2) Date July 21, 2015  
 Description of Project Duval County Health Department TB Unit Expansion  
 Name of Contractor CORE Construction Company  
 Contractor's Address 8375 Baymeadows Way, Jacksonville, Florida 32256  
 Contract No. 8565-07  
 Account No. See attached Original Contract \$327,000.00  
 + Previous Change Orders 1 \$454.30 + Change Order No. 12 \$7,188.50  
 \*See attached appendix for additional listings.

TOTAL REVISED CONTRACT \$334,642.80  
 Bid Number JCF-0126-14 Original Construction Completion Date July 12, 2015  
 Revised Construction Completion Date August 28, 2015 9-6-15 W  
 Original Contract Expiration Date November 9, 2015  
 Revised Contract Expiration Date December 26, 2015 1-4-16

In compliance with General Conditions of above-referenced contract, CONTRACTOR and OWNER do both hereby agree that the CONTRACTOR shall make the following changes, additions or deletions to the Work specified in the plans and specifications: See attached. Add 56 non compensable calendar days to construction completion and contract expiration dates.

Justification: See attached.

The Issuing Authority has looked over cost and pricing data for this change order and has determined that this change order is necessary and all costs are reasonable.

Accepted for Contractor CORE Construction Company  
 Signed [Signature] Attest [Signature]  
 Title President Title Office Manager  
 Date 7/28/15 Date 7/28/15  
 Signed [Signature] By [Signature] 7/30/15  
 Issuing Authority Thomas G. McKnight  
 Capital Improvement Construction Manager  
 Signed [Signature] By [Signature] 8/20/15  
Public Buildings Div/Department Head  
Parks and Recreation Date  
Using Division  
 Chief, Engineering & Construction Mgmt Div 7/30/15 Assistant Counsel 9-11-15  
 Date Date  
 Director of Public Works 8/21/15 Mayor NA EO 13-05 Date  
 Date Date  
 Chief of Procurement 9/1/15 Corporation Secretary 9-11-15  
 Date Date  
 Director of Finance 9/9/15 Date

8565-07 C102  
 [Handwritten initials]



ATTACHMENT "A"  
 ACCOUNT NUMBERS  
 DUVAL COUNTY HEALTH DEPARTMENT TB UNIT EXPANSION

ACCOUNT NO.	PWCP341PB519-06505-PW0754-01	PWCP363PB519-06505-PW0754-01	PWCP32APB519-06505-PW0754-01	Contract Totals
CT NO.	CTPW15000003-01	CTPW15000003-02	CTPW15000003-03	
original contract	\$60,883.13	\$45,837.40	\$220,279.47	\$327,000.00
change order #1	\$0.00	\$0.00	\$454.30	\$454.30
change order #2	\$0.00	\$0.00	\$7,188.50	\$7,188.50
Account Totals	\$60,883.13	\$45,837.40	\$227,922.27	\$334,642.80



June 24, 2015

Mr. Ron Stine  
Contract Administration Section  
City of Jacksonville  
214 N. Hogan Street  
Jacksonville, Florida 32202

Subject: TB Unit Expansion; City Contract No. 8765-07  
PCO #3 -- Electrical work for new panel

Dear Mr. Stine

Pursuant to the reply to RFI #19 and the revised electrical plans issued; our Electrical subcontractor has requested the following additional costs to for the additional electrical work required. The additional costs are listed below.

Labor & Material to install new 125 amp MLO panel & breakers per plans;  
Serve from HC Panel to feed new panel with a 3p 100amp breaker;  
\*\*Associated work as required per revised plans and specifications -----\$6,535.00  
Contractor's overhead & profit-----\$ 653.50\*\*\*

Subtotal: -----\$7,188.50

Total Proposed Change Order #3-----\$7,188.50

\*\*This work included the removal and replacement of the existing duct heater breakers.

This change order work will require (25) calendar days extension of the contract time if accepted by no later than within seven (7) days of this notice.

Please let me know if you have questions.

Sincerely,

*Greg Bowles* 

Greg Bowles  
Core Construction Company, Inc.

\*\*\*10% overhead & profit

DEPARTMENT OF PUBLIC WORKS  
Engineering Division



**REQUEST FOR INFORMATION (RFI)**

PROJECT: <u>TB Unit, Duval County</u>	DATE: <u>6/4/2015</u>
<u>Health Department</u>	
	RFI # <u>19</u>
CONTRACTOR: <u>Core Construction Company</u>	SPEC REF: <u>n/a</u>
CONTRACT/P.O.#: <u>8765-07</u>	DWG REF: <u>Door &amp; Hardware Submittal - Painting</u>

RFI DESCRIPTION: Please review the attached picture of the existing panels. Pics showing existing duct heaters from panel "HP". Panel "HP" is where prints indicate new duct heaters will originate from but it is being used to serve existing duct heaters for the rest of the building. There is no extra space for any new circuits.

Please advise how to provide power to new duct heaters.

SUBMITTED BY: Greg Bowles

Contractor's Representative

REQUEST REPLY BY: 6-10-2015


A new panel will be added to serve the new duct heaters. Drawing revisions will be issued to show the additional panel.

REPLY BY: The Ohmega Group - Samuel C. Morley DATE: 6-15-5

Owner's Representative

This reply does not necessarily constitute an increase in contract value or time. Any Change in contract value or time will require supplemental information submitted by the contractor for review and approval.



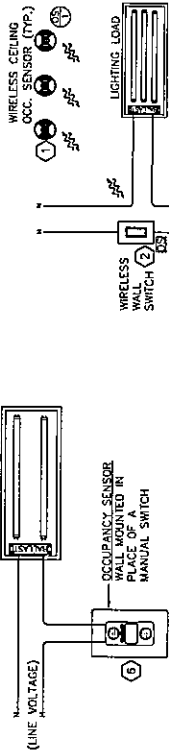
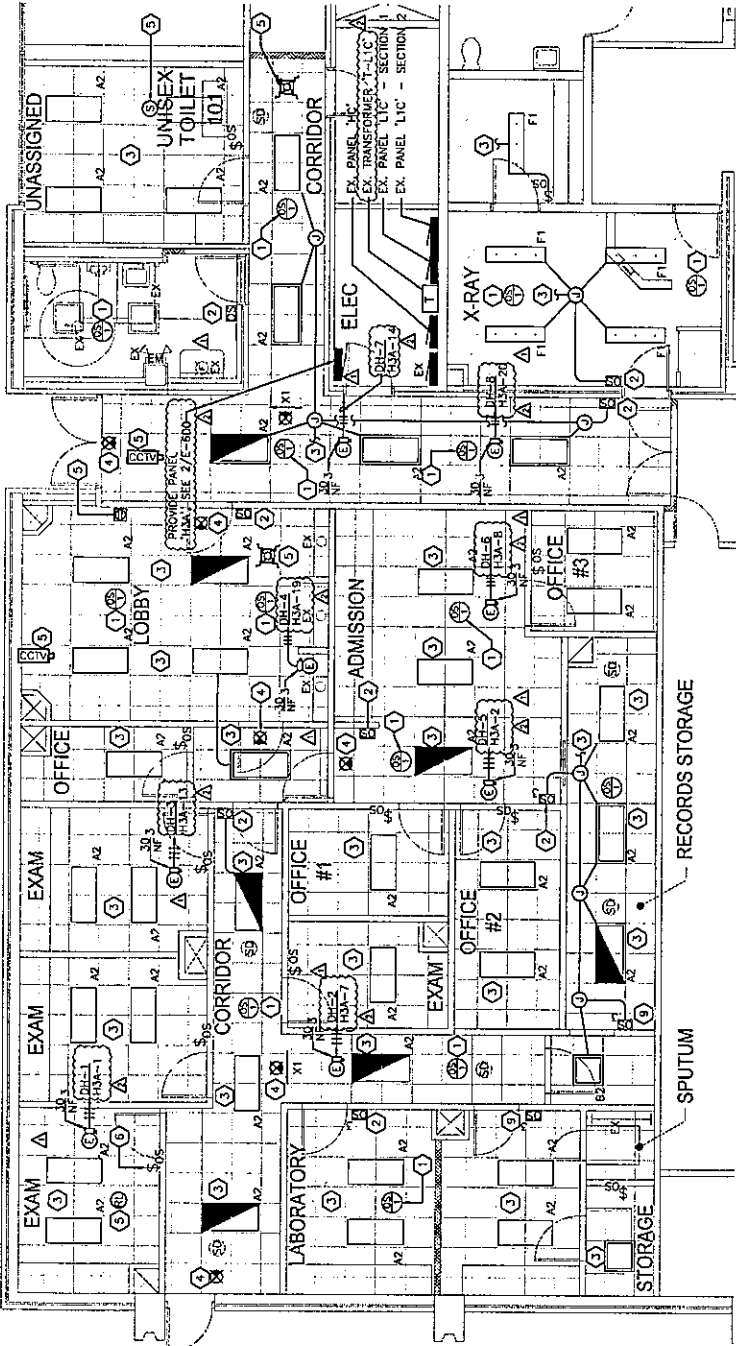






**KEYED NOTES**

- PROVIDE CEILING MOUNTED WIRELESS OCCUPANCY/VACANCY SENSOR, LUTRON "RF2-OC8B-P" OR APPROVED EQUAL. SYSTEM SHALL NOT REQUIRE THE USE OF POWER PACKS. UNIT SHALL BE CAPABLE OF RECEIVING SIGNALS UP TO 100 FEET. CONFIRMS PRESENCE OF SWITCHES. UNIT SHALL BE CAPABLE OF SELECTING BETWEEN AUTO-ON/AUTO-OFF AND MANUAL-ON/AUTO-OFF OPERATIONS. INSTALL IN ACCORDANCE WITH MANUFACTURER'S INSTRUCTIONS. SEE DETAIL, THIS SHEET.
- PROVIDE WALLBOX MOUNTED WIRELESS SWITCH, LUTRON "RF2-BANS" OR APPROVED EQUAL. COORDINATE FINISH COLOR WITH ARCHITECT. INSTALL IN ACCORDANCE WITH MANUFACTURER'S INSTRUCTIONS. SEE DETAIL, THIS SHEET.
- CEILING LIGHTING CIRCUITS AND SWITCH SERVING THIS AREA PRIOR TO CEILING DEMOLITION.
- PROVIDE LED EXIT/EGRESS LUMINAIRE. REUSE EXISTING CIRCUIT FROM REMOVED EXISTING EXIT/EGRESS LUMINAIRE.
- REINSTALL ELECTRICAL FIXTURE PREVIOUSLY STORED PRIOR TO CEILING DEMOLITION. REUSE EXISTING CIRCUIT FROM REMOVED DEVICE.
- PROVIDE WALLBOX MOUNTED PASSIVE INFRARED OCCUPANCY SENSOR AS MANUFACTURED BY LUTRON "LOS-SIR" OR APPROVED EQUAL. INSTALL IN ACCORDANCE WITH MANUFACTURER'S INSTRUCTIONS. COORDINATE FINISH COLOR WITH ARCHITECT. TYPICAL. SEE DETAIL, THIS SHEET.
- EXHIBIT EXHIBIT SCHEDULE:  
TYPE A2: PROVIDE RECESSED LENSED FLUORESCENT TROFFER 2'x4' LUMINAIRE WITH 2-F28-T8 ENERGY EFFICIENT LAMPS, MANUFACTURED BY LITHONIA (2GR8-2-28T8) OR APPROVED EQUAL.  
TYPE A3: PROVIDE RECESSED LENSED FLUORESCENT TROFFER 2'x4' LUMINAIRE WITH 2-F28-T8 ENERGY EFFICIENT LAMPS, MANUFACTURED BY LITHONIA (2GR8-2-28T8) OR APPROVED EQUAL.  
TYPE B2: PROVIDE RECESSED LENSED FLUORESCENT TROFFER 2'x4' LUMINAIRE WITH 2-F28-T8 ENERGY EFFICIENT LAMPS, MANUFACTURED BY LITHONIA (2GR8-2-28T8) OR APPROVED EQUAL.  
TYPE B3: PROVIDE RECESSED LENSED FLUORESCENT TROFFER 2'x4' LUMINAIRE WITH 2-F28-T8 ENERGY EFFICIENT LAMPS, MANUFACTURED BY LITHONIA (2GR8-2-28T8) OR APPROVED EQUAL.  
TYPE E1: PROVIDE SURFACE MOUNT LOW PROFILE WRAPAROUND LUMINAIRE WITH 2-F28-T8 ENERGY EFFICIENT LAMPS AND ELECTRONIC BALLAST, AS MANUFACTURED BY LITHONIA (2LB-2-28-IMVLL).
- TYPE X1: PROVIDE LED EXIT LUMINAIRE POLYCARBONATE HOUSING. PROVIDE UNSWITCHED CONNECTION FROM NEAREST NORMAL CIRCUIT FOR EMERGENCY AND EGRESS ILLUMINATION. TYPICAL. AS MANUFACTURED BY HIGHLITES (HBP-PLE0-5-G) OR APPROVED EQUAL.  
FIXTURE LOCATIONS SHOWN ARE APPROXIMATE. REFER TO THE ARCHITECTURAL REFLECTED CEILING PLANS FOR EXACT FIXTURE LOCATIONS. COORDINATE FIXTURE LOCATIONS WITH MECHANICAL GRILLS.  
PROVIDE WALLBOX MOUNTED WIRELESS COMPANION (IN APPROVED EQUAL COORDINATE FINISH COLOR WITH ARCHITECT. INSTALL IN ACCORDANCE WITH MANUFACTURER'S INSTRUCTIONS).



DUVAL COUNTY DEPARTMENT OF HEALTH TB UNIT EXPANSION ELECTRICAL PLAN		SHEET NO. E-101 5 OF 5	
REL PROJ. NO.	1330	DATE	JANUARY 2014
COL PROJ. NO.	N/A	PHASE	CONSTRUCTION DOCUMENTS
DRAWN BY:	BFR	CHECKED BY:	MAM
CITY OF JACKSONVILLE, FLORIDA DEPARTMENT OF PUBLIC WORKS			
Stephen F. Lazar, AIA - Project Architect 1468 Palm Avenue Jacksonville, FL 32207 T 904 / 733-3895 LIC NO. AC0001725			
NO.	DATE	REVISIONS:	
1	01/14/14	ISSUE FOR PERMIT	
2	01/14/14	REVISED PER COMMENTS	
3	01/14/14	REVISED PER COMMENTS	



**THE OHMEGA GROUP**  
CONSULTING ENGINEERS  
1728 RIVER STREET  
JACKSONVILLE, FLORIDA 32209  
904.723.2855  
WWW.OMEGAGROUP.COM  
FLORIDA REG. NO. 12111

ENGINEERING | TECHNOLOGY | ENERGY

**KEYED NOTE**

- ① REMOVE EXISTING SPARE CIRCUIT BREAKER AND PROVIDE AND INSTALL A 3 POLE, 100 AMPERE, 14,000 AC CIRCUIT BREAKER IN REMAINING SPACE. BREAKER TO BE FULLY COMPATIBLE WITH THE WESTINGHOUSE TYPE 'MENS' PANELBOARD.

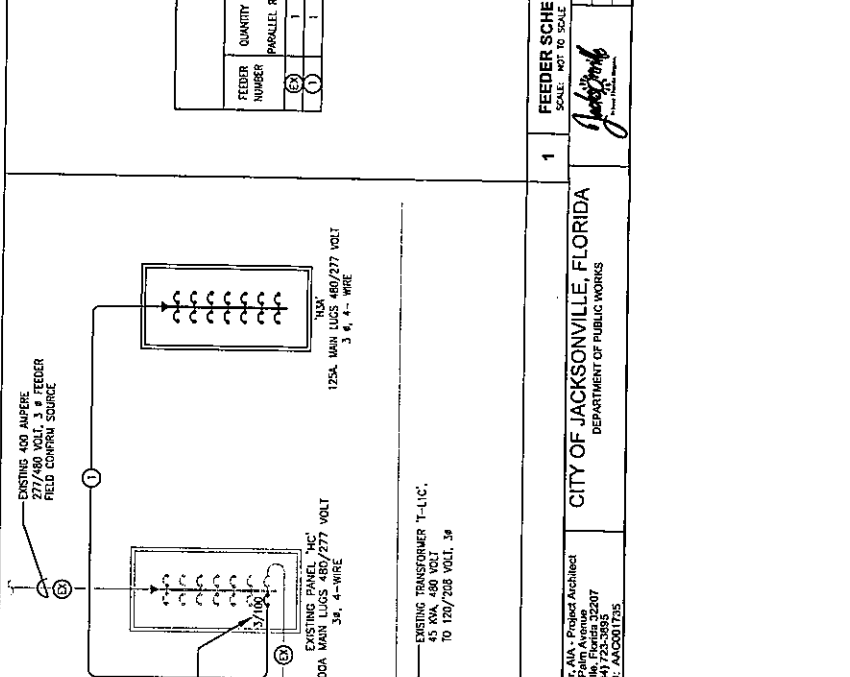
PANELBOARD: H3A		FULLY RATED AIC: 14,000		SYSTEM VOLTS: 480 Y/277 V, 3 PH, 4W		125 AMP		CIRCUIT		
LOCATION: ELEC ROOM		MAX VOLTAGE: 480		BUS SIZE:		125 AMP				
NO.	DESCRIPTION	PHASE	PH. A	PH. B	PH. C	VA	RECEP.	OTHER	P	NO.
1	DUCT HEATER, DH-1		5,333			3,000		4,000	3	20
2	DUCT HEATER, DH-2		6,000			3,000		4,000	3	20
3	DUCT HEATER, DH-3		6,000			3,000		4,000	3	20
4	DUCT HEATER, DH-4		6,333			3,000		4,000	3	20
5	DUCT HEATER, DH-5		6,000			3,000		4,000	3	20
6	DUCT HEATER, DH-6		6,000			3,000		4,000	3	20
7	DUCT HEATER, DH-7		6,000			3,000		4,000	3	20
8	DUCT HEATER, DH-8		6,333			3,000		4,000	3	20
9	SPARE		0			0		0	0	0
10	SPARE		0			0		0	0	0
11	SPARE		0			0		0	0	0
12	SPARE		0			0		0	0	0
13	SPARE		0			0		0	0	0
14	SPARE		0			0		0	0	0
15	SPARE		0			0		0	0	0
16	SPARE		0			0		0	0	0
17	SPARE		0			0		0	0	0
18	SPARE		0			0		0	0	0
19	SPARE		0			0		0	0	0
20	SPARE		0			0		0	0	0
21	SPARE		0			0		0	0	0
22	SPARE		0			0		0	0	0
23	SPARE		0			0		0	0	0
24	SPARE		0			0		0	0	0
25	SPARE		0			0		0	0	0
26	SPARE		0			0		0	0	0
27	SPARE		0			0		0	0	0
28	SPARE		0			0		0	0	0
29	SPARE		0			0		0	0	0
30	SPARE		0			0		0	0	0
31	SPARE		0			0		0	0	0
32	SPARE		0			0		0	0	0
33	SPARE		0			0		0	0	0
34	SPARE		0			0		0	0	0
35	SPARE		0			0		0	0	0
36	SPARE		0			0		0	0	0
37	SPARE		0			0		0	0	0
38	SPARE		0			0		0	0	0
39	SPARE		0			0		0	0	0
40	SPARE		0			0		0	0	0
41	SPARE		0			0		0	0	0
42	SPARE		0			0		0	0	0
43	SPARE		0			0		0	0	0
44	SPARE		0			0		0	0	0
45	SPARE		0			0		0	0	0
46	SPARE		0			0		0	0	0
47	SPARE		0			0		0	0	0
48	SPARE		0			0		0	0	0
49	SPARE		0			0		0	0	0
50	SPARE		0			0		0	0	0
51	SPARE		0			0		0	0	0
52	SPARE		0			0		0	0	0
53	SPARE		0			0		0	0	0
54	SPARE		0			0		0	0	0
55	SPARE		0			0		0	0	0
56	SPARE		0			0		0	0	0
57	SPARE		0			0		0	0	0
58	SPARE		0			0		0	0	0
59	SPARE		0			0		0	0	0
60	SPARE		0			0		0	0	0
61	SPARE		0			0		0	0	0
62	SPARE		0			0		0	0	0
63	SPARE		0			0		0	0	0
64	SPARE		0			0		0	0	0
65	SPARE		0			0		0	0	0
66	SPARE		0			0		0	0	0
67	SPARE		0			0		0	0	0
68	SPARE		0			0		0	0	0
69	SPARE		0			0		0	0	0
70	SPARE		0			0		0	0	0
71	SPARE		0			0		0	0	0
72	SPARE		0			0		0	0	0
73	SPARE		0			0		0	0	0
74	SPARE		0			0		0	0	0
75	SPARE		0			0		0	0	0
76	SPARE		0			0		0	0	0
77	SPARE		0			0		0	0	0
78	SPARE		0			0		0	0	0
79	SPARE		0			0		0	0	0
80	SPARE		0			0		0	0	0
81	SPARE		0			0		0	0	0
82	SPARE		0			0		0	0	0
83	SPARE		0			0		0	0	0
84	SPARE		0			0		0	0	0
85	SPARE		0			0		0	0	0
86	SPARE		0			0		0	0	0
87	SPARE		0			0		0	0	0
88	SPARE		0			0		0	0	0
89	SPARE		0			0		0	0	0
90	SPARE		0			0		0	0	0
91	SPARE		0			0		0	0	0
92	SPARE		0			0		0	0	0
93	SPARE		0			0		0	0	0
94	SPARE		0			0		0	0	0
95	SPARE		0			0		0	0	0
96	SPARE		0			0		0	0	0
97	SPARE		0			0		0	0	0
98	SPARE		0			0		0	0	0
99	SPARE		0			0		0	0	0
100	SPARE		0			0		0	0	0

CONNECTED LOAD:  
LIFE: 0

23,666 20,646 23,666  
4% 4% 4%

VARIATION FROM BALANCE  
GRAMS TOTAL (CONNECTED LOAD) 67,396  
CONNECTED LOAD (OF BALANCED) 22,664  
CONNECTED AMPS 83  
DEMAND AMPS 99

RECEP: 0  
OTHER: 74,944



**FEEDER SCHEDULE**

FEEDER NUMBER	QUANTITY OF PARALLEL RUNS	CONDUIT SIZE	PHASE		EQUIPMENT GROUNDING	
			EXIST.	NEW	EXIST.	NEW
1	1	1-1/4"	3	0	0	0
2	1	1-1/4"	3	0	0	0

**PARTIAL ONE-LINE DIAGRAM**

SCALE: NOT TO SCALE  
DATE: 1/14/14  
DRAWN BY: J. L. WOODS  
CHECKED BY: J. L. WOODS  
REVISIONS:  
NO. DATE BY DESCRIPTION

Stephen F. Lazar, AIA - Project Architect  
VRL Architects, Inc.  
Jacksonville, FL 32207  
T: (904) 723-2855  
LIC. NO.: AOC001725

CITY OF JACKSONVILLE, FLORIDA  
DEPARTMENT OF PUBLIC WORKS

DUVAL COUNTY DEPARTMENT OF HEALTH  
TB UNIT EXPANSION  
ELECTRICAL SCHEDULES

FEEDER SCHEDULE  
SCALE: NOT TO SCALE

DATE: 1/14/14  
DRAWN BY: J. L. WOODS  
CHECKED BY: J. L. WOODS  
REVISIONS:  
NO. DATE BY DESCRIPTION

Stephen F. Lazar, AIA - Project Architect  
VRL Architects, Inc.  
Jacksonville, FL 32207  
T: (904) 723-2855  
LIC. NO.: AOC001725

CITY OF JACKSONVILLE, FLORIDA  
DEPARTMENT OF PUBLIC WORKS

DUVAL COUNTY DEPARTMENT OF HEALTH  
TB UNIT EXPANSION  
ELECTRICAL SCHEDULES

FEEDER SCHEDULE  
SCALE: NOT TO SCALE

DATE: 1/14/14  
DRAWN BY: J. L. WOODS  
CHECKED BY: J. L. WOODS  
REVISIONS:  
NO. DATE BY DESCRIPTION

Stephen F. Lazar, AIA - Project Architect  
VRL Architects, Inc.  
Jacksonville, FL 32207  
T: (904) 723-2855  
LIC. NO.: AOC001725

CITY OF JACKSONVILLE, FLORIDA  
DEPARTMENT OF PUBLIC WORKS

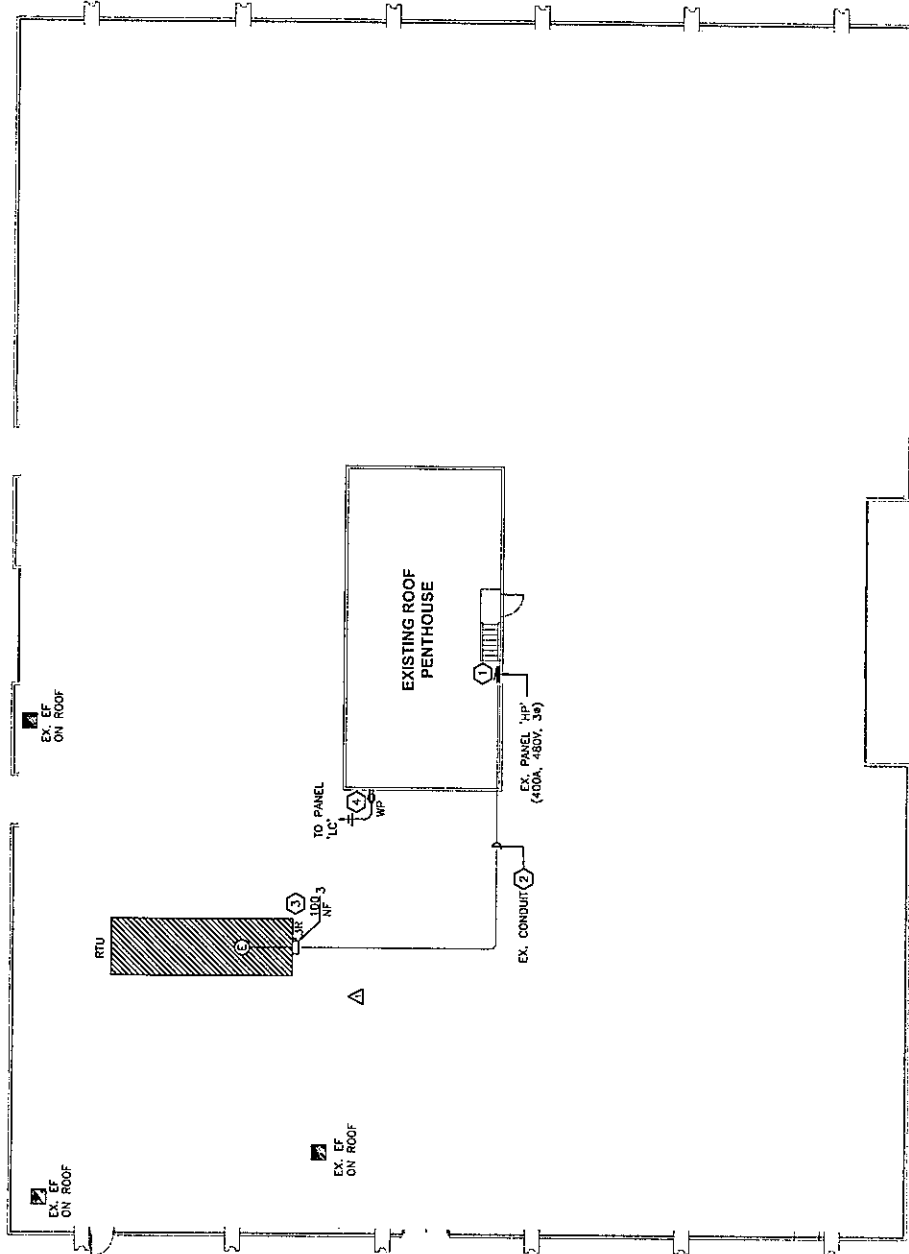


**THE OHMEGA GROUP**  
CONSULTING ENGINEERS  
1708 SILVER STREET  
JACKSONVILLE, FL 32202  
TEL: 904.733.3000  
WWW.OHMEGAGROUP.COM  
FLORIDA REG. NO. 2811

ENGINEERING | TECHNOLOGY | ENERGY

**KEYED NOTES**

- ① REMOVE EXISTING 125A CIRCUIT BREAKER AT SPACE 3B IN PANEL. 14,000 AC BREAKER IN REMAINING SPACE TO FEED NEW ROOF TOP UNIT. ALL WIRING TO BE FULLY COMPATIBLE WITH THE EXISTING WESTINGHOUSE PANELBOARD.
- ② REMOVE EXISTING CONDUCTORS FROM EXISTING CONDUIT. PROVIDE 3#1, 1#6 GND INSIDE EXISTING CONDUIT.
- ③ REFER TO THE MECHANICAL PLANS FOR LOCATIONS AND WIRING REQUIREMENTS OF THE MECHANICAL EQUIPMENT INCLUDING AIR HANDLER UNITS, EXHAUST FANS, HEATERS, ETC. THE ELECTRICAL CONTRACTOR IS RESPONSIBLE FOR ASSURING THAT PROPERLY SIZED CIRCUITS INCLUDING CONDUCTORS, CONDUIT, DISCONNECT SWITCHES AND BREAKERS ARE PROVIDED TO SUPPLY THESE LOADS.
- ④ PROVIDE WEATHER-PROOF CONVENIENCE OUTLET. CONNECT TO AN EXISTING RECEPTACLE CIRCUIT LOCATED ON PANEL 1,1,C.



<p>DUVAL COUNTY DEPARTMENT OF HEALTH TB UNIT EXPANSION ELECTRICAL ROOF PLAN</p>		<p>DATE: JANUARY 2014</p>	<p>PHASE: CONSTRUCTION DOCUMENTS</p>	<p>VRJ PROJ. NO. 1330</p>	<p>SHEET NO. E-102</p>
<p>CITY OF JACKSONVILLE, FLORIDA DEPARTMENT OF PUBLIC WORKS</p>		<p>DATE: JANUARY 2014</p>	<p>PHASE: CONSTRUCTION DOCUMENTS</p>	<p>VRJ PROJ. NO. 1330</p>	<p>T. QF</p>
<p>Stephen F. Leach, AIA - Project Architect 1449 Palm Avenue Jacksonville, FL 32207 LIC NO. AAC001735</p>		<p>DATE: JANUARY 2014</p>	<p>PHASE: CONSTRUCTION DOCUMENTS</p>	<p>VRJ PROJ. NO. 1330</p>	<p>7 OF 7</p>
<p><b>VRJ</b> Architects, Inc.</p>		<p>DATE: JANUARY 2014</p>	<p>PHASE: CONSTRUCTION DOCUMENTS</p>	<p>VRJ PROJ. NO. 1330</p>	<p>7 OF 7</p>
<p>REVISIONS</p>		<p>DATE: JANUARY 2014</p>	<p>PHASE: CONSTRUCTION DOCUMENTS</p>	<p>VRJ PROJ. NO. 1330</p>	<p>7 OF 7</p>

VRJ Architects hereby expressly reserves the rights to this drawing and it not to be reproduced, copied in any format or manner whatsoever without first obtaining the permission and consent of VRJ Architects.