SUBJECT: **RFQ FOR DESIGN-BUILD SVCS FOR HORIZONTAL/CIVIL ENGINEERING PROJECTS**

BID # **CDB-0006-16** OPEN DATE: **10/21/2015**

COMPETITIVE SEALED PROPOSAL EVALUATION COMMITTEE

KIND AND BASIS OF CONTRACT:
CONSTRUCTION – DESIGN/BUILD

AGENCY: **DEPARTMENT OF PUBLIC WORKS**

BASIS OF AWARD: **QUALIFICATIONS BASED**

NUMBER OF BIDS INVITED: - NUMBER RECEIVED: - OTHER: -

SUMMARY OF BIDS AND RECOMMENDED ACTIONS:

The Department of Public Works has completed negotiations with J.B. Coxwell Contracting, Inc., for San Servera Dr. S. Underdrain Replacement project in accordance with subject bid.

Recommend approval of award to J. B. Coxwell Contracting, Inc., in the guaranteed maximum price not-to-exceed $99,552.51, which includes a contingency of $6,500.00. The scope of award is to provide civil construction related services for San Servera Dr. S. Underdrain Replacement project. This incorporates the attached, scope and fee summary, Exhibit "AA-1", with guaranteed completion of 60 days from issuance of notice-to-proceed.

Funding for this award is to be executed by Amendment 25A for contract # 6533-54 and encumbered by account: PWGM462SW-06505-PW0072-01

Attachments: Recommendation Memo, Exhibit "AA-1", Previous Award(s)

BUYER Marilyn Ladler
MARILYN LADLER

RESPECTFULLY SUBMITTED
GREGORY PEASE, CHIEF
PROCUREMENT DIVISION

CONCURRENCE BY: **William J. Joyce, P.E., Director of Operations, Public Works Department**

(ALL AWARD ACTIONS SUBJECT TO LAWFULLY APPROPRIATED FUNDS)
ACTION OF CSPEC COMMITTEE ON RECOMMENDATIONS ABOVE

MEMBERS APPROVING_____ MEMBERS DISAPPROVING_____ DATE:_____

_____ _____ OTHER_____

_____ _____

_____ _____

_____ _____

_____ _____

ACTION OF AWARDING AUTHORITY DATE _____

APPROVED_____ DISAPPROVED: _____

OTHER: _____

SIGNATURE OF AUTHENTICATION _____

City of Jacksonville, Florida

Lenny Curry, Mayor

Department of Public Works
Engineering & Construction Management Division
214 N. Hogan Street, 10th Floor
Jacksonville, FL 32202
(904) 255-8762
www.coj.net

ONE CITY. ONE JACKSONVILLE

February 5, 2019

TO: Gregory W. Pease
Chief of Procurement

THRU: John P. Pappas, P.E.
Director

FROM: William J. Joyce, P.E.
Director of Operations

SUBJECT: CDB-0006-16 – Design-Build Services - Horizontal & Civil Engineering – San Servera Dr. S. Underdrain Replacement AMENDMENT 25A

Based on the Design Criteria Package developed by City Engineers, the Department of Public Works, in accordance with Design/Build CDB-0006-16, Contract 6533-54 has completed negotiations with J. B. Coxwell Contracting, Inc., to provide civil construction related services for San Servera Dr. S. Underdrain Replacement Project located at 4219 San Servera Dr. S. Negotiations have resulted in the attached Scope and Fee, Exhibit AA-1 for the GMP amount of $99,552.51, which includes a contingency of $6,500.00 for this work and allows for 60 days from the notice to proceed.

Accordingly, this is to recommend that Contract No. 6533-54, originally executed May 2, 2016, between the City and J. B. Coxwell Contracting, Inc. for Design-Build Services- Horizontal & Civil Engineering, be amended to incorporate the attached Scope and Fee Summary, Exhibit AA-1 for San Servera Sr. S. Underdrain Replacement for the GMP amount of $99,552.51, known as Amendment 25A.

To be encumbered as follows:

PWGM462SW-06505-PW0072-01	$99,552.51
TOTAL	$99,552.51

WJJ/lw

Attachment: Exhibit AA-1

96

EXHIBIT AA-1

J.B. Coxwell Contracting, Inc.
6741 Lloyd Road West
Jacksonville, Florida 32254
Office (904) 786-1120 Fax (904) 783-2970

January 29, 2019

Bill Joyce, P.E.
City of Jacksonville Department of Public Works
Engineering & Construction Management Division
214 N. Hogan Street, 10th Floor
Jacksonville, Florida 32202

Re: Scope of Services and Fee Proposal for 4219 San Servera Dr. S. Underdrain Replacement Project Design-Build Construction Delivery for City of Jacksonville-RFQ CDB-0049-09 City Contract No. 6533-54

Dear Mr. Joyce:

J.B. Coxwell Contracting, Inc. (JBCCI) is pleased to submit for your review and consideration the following lump sum fee proposal for the underdrain replacement associated with the above referenced project. The specific scope of work for the proposed construction are as outlined on the attached schedule of values and design criteria package prepared by the City of Jacksonville Department of Public Works dated January 28, 2019 with no revisions. No design, permitting, or QC testing services have been included in this proposal.

As detailed on the attached schedule of values (dated 1/29/19), the proposed total lump sum amount for this project is $99,552.51 which includes a project contingency of $6,500.00. The project contingency is for project elements which have not been fully designed and permitted, and which may increase in quantity or cost during construction. The project contingency is for the Design-Builder's benefit and not for changed field conditions, unknown field conditions or added scope of work. The construction services will be completed within sixty days (60) from notice-to-proceed.

It is JBCCI's understanding that we will remove and replace approx.. 480 LF of underdrain along the north side of the road on San Servera Drive South from La Losa Drive West to San Servera Drive East to the existing curb inlet on the corner of San Servera Drive South & East's intersection. JBCCI has included fees to adjust the JEA water services at two specific locations in accordance with JEA standards. There are no fees included for any other utility adjustments associated with this project.

This lump sum proposal is inclusive of only those services noted on the attached fee summary and which are anticipated at this time. No services or work other than those noted in the proposals are included. In addition, any unknown condition(s) which may surface during construction or any other increase in scope of services may result in a request for additional fees. No work will proceed however, without first obtaining approval from the City for any additional services.

We are again very appreciative of the opportunity to provide you with our design-build services. Should you have any questions or need any further information, please do not hesitate to contact us.

Regards,
J.B. Coxwell Contracting, Inc.
Jayson Smith

Jayson Smith,
Design Build Manager

EXHIBIT AA-1

COJ Design Build Project - 4219 San Servera Drive South Underdrain
COJ Contract 6533-54 with J.B. Coxwell Contracting, Inc.
Proposal Dated 1-29-19

BidItem	Bid Description	Bid Quantity	Units	Unit Price	Bid Total
1	General Conditions	1	LS	$ 17,665.11	$ 17,665.11
20	Maintenace Of Traffic	1	LS	$ 858.38	$ 858.38
30	Erosion Control	1	LS	$ 1,596.00	$ 1,596.00
40	Site Preparation	1	LS	$ 12,245.23	$ 12,245.23
50	Underdrain (COJ Type I)	480	LF	$ 45.43	$ 21,806.40
55	Underdrain Cleanout Assembly	3	EA	$ 614.38	$ 1,843.14
60	Haul & Dispose Unsuitable Soil	280	CY	$ 18.00	$ 5,040.00
70	A-3 Sand Backfill for Trench	280	CY	$ 14.00	$ 3,920.00
75	Re-Grade for Concrete Work & Sod	1	LS	$ 6,139.15	$ 6,139.15
80	Concrete Driveway & Sidewalk Replacement	85	SY	$ 73.93	$ 6,284.05
110	Install St. Augustine Sod	800	SY	$ 6.30	$ 5,040.00
130	JEA Water Service Conflicts (Remove/Repair)	1	LS	$ 4,980.00	$ 4,980.00
150	Project Contingency	1	LS	$ 6,500.00	$ 6,500.00
	Project Estimate Total				**$ 93,917.46**
180	Bond - 100% P&P Bond	1	LS	1%	$ 939.17
190	Design Build Mark-Up Fee	1	LS	5%	$ 4,695.87
	Project Estimate Total				**$ 99,552.51**

Clarifications/ Exclusions;

1) Estimate based on information obtained from 1/28/19 field meeting with Bill Joyce & Tim Smallwood (COJ)
2) One Mobilization & One Demobilization Included
3) Public notifications for project, and advanced construction notices by COJ representatives
4) JBCCI will perform this work with the understanding that this is removal/replacement services (considered maintenance/repairs) and this work does not require formal plans, design, or permitting
5) Work to be performed between the hours of 7am and 5:30pm, Monday through Friday
6) All QC or geotechnical testing by COJ if required
7) Scope includes the removal of existing underdrain in work area along the north side of San Servera Drive South from La Losa Dr W to San Servera Dr E (from curb inlet to the west corner of lot @ intersection), approximately 480 LF to be installed. Includes removal of dirt in trench above underdrain with replacement of soil with A-3 sand, and Type I underdrain (fabric encased rock with 6" UD pipe) per the COJ details on Plate D-701 and D-704 for 3 new clean-outs. Includes removal/ replacement of affected concrete sidewalks, driveways, and sod along the installation route.

8) Does not include the removal or replacement of existing curb or roadway pavement
9) Proposal pricing valid for 60 days from date on proposal

EXHIBIT AA-1

Google Maps

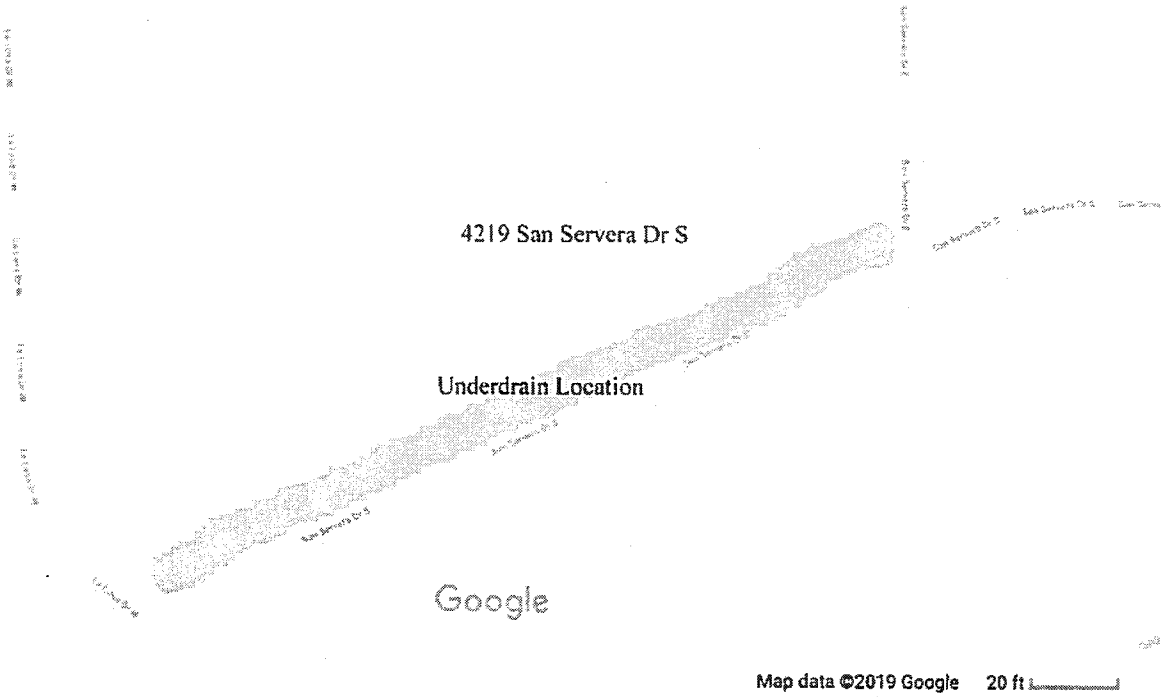

EXHIBIT AA-1

Jacksonville
Where Florida Begins.

CITY OF JACKSONVILLE, FLORIDA
PUBLIC WORKS DEPARTMENT

DESIGN CRITERIA PACKAGE

ISSUED TO:

J. B. COXWELL CONTRACTING, INC.

FOR

UNDERDRAIN REPLACEMENT AT 4219 SAN SERVERA DR. SOUTH

RELEASE DATE: JANUARY 28, 2019

PREPARED BY:

PUBLIC WORKS DEPARTMENT

ENGINEERING AND CONSTRUCTION MANGEMENT DIVISION

January 2019

A

UNDERDRAIN REPLACEMENT AT 4219 SAN SERVERA DR. SOUTH

DESIGN CRITERIA PACKAGE

TABLE OF CONTENTS

Description	Page
Table of Contents	A
Introduction	1
Section 1 – Definitions and Terms	2
Section 2 – Project Conditions	6
Section 3 – Scope of Work	11
Section 4 – Submittal of TP, GMP, and GCD	13
Appendix A – Incinerator Ash Material Management Plan	14
Appendix B – City Standard Drawings D-701 and D-704	15

EXHIBIT AA-1

CITY OF JACKSONVILLE, FLORIDA

UNDERDRAIN REPLACEMENT AT 4219 SAN SERVERA DR. SOUTH

DESIGN CRITERIA PACKAGE

RELEASE DATE JANUARY 28, 2019

INTRODUCTION

A **"Design Criteria Package"** provides concise, performance-oriented drawings and/or specifications for a public construction project. The purpose of the design criteria package is to furnish sufficient information to allow a Design Build Firm to prepare a proposal consisting of the Technical Proposal, the Guaranteed Maximum Price and the Guaranteed Completion Date and to permit the City to conduct legitimate, arms-length discussions and conferences to reach an agreement with the Design Build Firm on terms of the Guaranteed Maximum Price and the Guaranteed Completion Date.

The City of Jacksonville has selected a design build contract for this project. The following Design Criteria Package specifies performance-based criteria for the design, permitting, and replacement of the underdrain at 4219 San Severa Dr. South, including site investigations and surveys, and site restoration requirements.

The following are legal authorities governing this solicitation:

1. Section 287.055, Florida Statutes – Consultants' Competitive Negotiation Act
2. Chapter 126, Part 7 Design-Build Contracts, Ordinance Code, City of Jacksonville, Florida
3. Chapters 471 and 489, Florida Statutes.

When awarded the Project, the Design Build Firm shall be responsible for the complete design, permitting, and construction of the Project in compliance with the provisions of this Design Criteria Package and the City Contract # 6533-54.

The Design Criteria Package shall become an integral part of a Purchase Order issued as provided in the City Contract # 6533-54 with J. B. Coxwell Contracting, Inc. for Design Build Services for Horizontal Engineering Projects.

SECTION 1

DEFINITIONS AND TERMS

1-1 GENERAL.

The City of Jacksonville ("The City"), Public Works Department put together and approved the following Plans and Specifications called "The Design Criteria Package (DCP)" for the purpose of allowing the selected Design Build Firm to prepare the Technical Proposal (TP) for the 100% design and construction, proposed Guaranteed Maximum Price (GMP), and proposed Guaranteed Completion Date (GCD) within **14 calendar days from the release date of the DCP.**

The Design Build Firm shall submit its proposal to replace the underdrain at 4219 San Severa Dr. South. Submit the proposal, consisting of the Technical Proposal for 100% design and construction, the Guaranteed Maximum Price and the Guaranteed Completion Date, to the City Project Manager, Nikita Reed, P.E., Engineering and Construction Management Division, 10th floor at 214 N Hogan Street, Jacksonville, FL 32202 no later than 3:00 P.M. on February 11, 2019.

The City intends to commence project negotiations within 1 week after the proposal is received.

The provisions of this DCP represent the technical, material, and quality requirements for the foregoing project. The Design Build Firm is bound by these requirements during the design, permitting and construction of the project.

The Design Criteria Professional may amend the provisions of the DCP after it has been released to the Design Build Firm but prior to the expiration of the 14-day period designated for submitting the TP, the GMP, and the GCD to the City.

A DCP amendment may be issued at the City's initiative or at the request of the Design Build Firm, if the amendment is in the best interest of the City.

Sentences that direct the Design Build Firm to perform work are written in the active voice-imperative mode in the form of commands. The subject of these commands is clearly understood as the "Design Build Firm".

1-2 ABBREVIATIONS.

The following abbreviations, when used in the DCP, represent the full text as shown:

ANSI	American National Standard Institute, Inc.
ASCE	American Society of Civil Engineers
ASME	American Society of Mechanical Engineers
ASTM	American Society for Testing and Materials

AWWA	American Water Works Association
CRSI	Concrete Reinforcing Steel Institute
EPA	Environmental Protection Agency of the United States Government
FBC	2007 Florida Building Code System
FDEP	Florida Department of Environmental Protection
ICC	International Code Council
JEA	JEA aka Jacksonville Electric Authority
MSTCSD	Minimum Specifications for Traffic Control Signals and Devices
MUTCD	Manual on Uniform Traffic Control Devices
NEC	National Electrical Code (NFPA No. 70, 2005 Edition)
NEMA	National Electrical Manufacturers Association
NFPA	National Fire Protection Association
OSHA	Occupational Safety and Health Administration
UL	Underwriters' Laboratories

1-3 APPLICABLE STANDARDS, SPECIFICATIONS, TEST METHODS, AND CODES.

The Design Build Firm shall use standards, specifications, test methods, or other codes as specified in the Standard Specifications for the City of Jacksonville, Public Works Department. Use the most current editions of standards, specifications, test methods, or codes at the time of submitting the bid.

1-4 DEFINITIONS.

The following terms, when used in the DCP, have the meaning as described:

Bidder: For the purpose of this solicitation, the term "Bidder" is deemed to mean a Design Build Firm or Design-Builder submitting a proposal consisting of the TP, the GMP, and the GCD.

Calendar Day: Every day shown on the calendar, ending and beginning at midnight.

City: The City of Jacksonville, Florida, including its Procurement Division, and the Public Works Department.

Change Order: A written order issued by the City and accepted by the Design Build Firm as provided in the City Contract # 6533-54.

Consultant: The Professional Engineer or Engineering Firm registered in the State of Florida. The consultant may be the Engineer of Record or may provide services to the Engineer of Record.

Contract Bond: The security furnished by the Design Build Firm for the purpose of the City Contract # 6533-54.

Contract Claim (Claim): A written demand submitted to the City (Chief of the Engineering and Construction Management Division or his Designee) by the Design Build Firm seeking additional monetary compensation, time, or other adjustments to the

Contract, the City disputes the entitlement or impact of which. Refer to Executive Order NO. 98-01 issued by the Mayor of the City of Jacksonville. Refer to City Contract # 6533-54.

Contractor: For the purpose of this solicitation, the term "Contractor" is deemed to mean a Design Build Firm submitting the TP, the GMP and the GCD.

Design Build Firm or Design-Builder: Design Build Firm means J. B. Coxwell Contracting, Inc. being under a City Contract to perform design build services.

Design Build Contract: Design Build Contract means the City Contract # 6533-54.

Engineer: The Chief of the Engineering & Construction Management Division, Public Works Department, City of Jacksonville ("City Engineer"), acting directly or through his duly authorized representatives; such representatives acting within the scope of the duties and authority assigned to them. In order to avoid cumbersome and confusing repetition of expressions in this Design Criteria Package, it is provided that whenever anything is, or is to be done, if, as, or, when, or where "acceptable, accepted, approval, approved, authorized, condemned, considered necessary, contemplated, deemed necessary, designated, directed, disapproved, established, given, indicated, insufficient, ordered, permitted, rejected, required, reserved, satisfactory, specified, sufficient, suitable, suspended, unacceptable, or unsatisfactory," it shall be understood as if the expression were followed by the words "by the Engineer", "to the Engineer", or "of the Engineer".

Engineer of Record: The Professional Engineer or Engineering Firm registered in the State of Florida that performs services for the Design Build Firm.

Equipment: The machinery and equipment, together with the necessary supplies for upkeep and maintenance thereof, and all other tools and apparatus necessary for the construction and acceptable completion of the work.

Extra Work: Any work which is required by the Engineer to be performed and which is not otherwise covered or included in the project by the existing Contract Documents, whether it is in the natural of additional work, altered work, deleted work, work due to different site conditions, or otherwise. This term does not include a "delay".

Guaranteed Completion Date (GCD): This means the date by which the Design Build Firm shall receive substantial completion of the project as provided in the Purchase Order issued based on City Contract # 6533-54.

Guaranteed Maximum Price (GMP): The total maximum cost to be paid by the City for Design Build Firm's complete performance under the Design Build Contract Documents, including, without limitations, final completion of all work, all services of the Design Build Firm under the Contract, and all fees, compensation, and reimbursements to the Design Build Firm as provided in the City Contract # 6533-54.

Holidays: Days designated by the City as holidays, which include, but are not limited to New Year's Day, Martin Luther King's Birthday, President's Day, Memorial Day, Independence Day, Labor Day, Veteran's Day, Thanksgiving Day and the following Friday, Christmas Eve, and Christmas Day.

Inspector: An authorized representative of the Engineer, assigned to make official inspections of the materials furnished and of the work performed by the Design Build Firm.

Laboratory: The official testing laboratory used by the City.

Materials: Any substances to be incorporated in the work under the Contract.

Plans: The signed, sealed, and dated plans, drawings and specifications prepared by the Engineer of Record and accepted by the Engineer, including reproductions thereof, showing location, character, dimensions, technical requirements, and details of the work to be performed under the Contract. Upon review by the Engineer, the plans will be stamped "Released for Construction", dated, and initialed by the Engineer.

Project: Describes all activities and work necessary for the design, permitting, and replacement of the underdrain at 4219 San Severa Dr. South together with other work listed in this DCP.

Project Manager: Means a licensed design professional appropriate to the project employed by the City, who serves as the City's representative and who is responsible for the administration of the design build project.

Project Site: Means the specific location of the underdrain that is to be replaced under the Contract.

Special Provisions: Specific clauses adopted to the City Contract # 6533-54.

Superintendent: The Design Build Firm's authorized representative in responsible charge of the work under the Contract.

Technical Proposal (TP): Describes engineering plans, specifications, and calculations prepared at the 100% Design Development Level by the Design Build Firm who is submitting the Guaranteed Maximum Price and the Guaranteed Completion Date during contract negotiation with the City. The design shall be sufficiently defined by drawings, a narrative, and outline specifications to enable the City to evaluate the level of quantity and quality of the proposed design and construction based on the DCP. The TP will also serve as the comprehensive documentation enabling the City to determine the reasonableness of the GMP and the GCD. The TP shall become an integral part of the Design Build Contract.

Working Day: Any calendar day on which the Design Build Firm works or is expected to work at the construction site in accordance with the approved work progress schedule.

SECTION 2

PROJECT CONDITIONS

2-1 GENERAL.

The Design Build Firm shall carefully inspect and examine the project site by such means as it may prefer before submitting its bid. The City will make the project site available to the Design Build Firm for the purpose of conducting any additional site investigation and examination.

2-2 CURRENT CONDITIONS

Details of the current structure are provided on the Figures below.

Figure 1

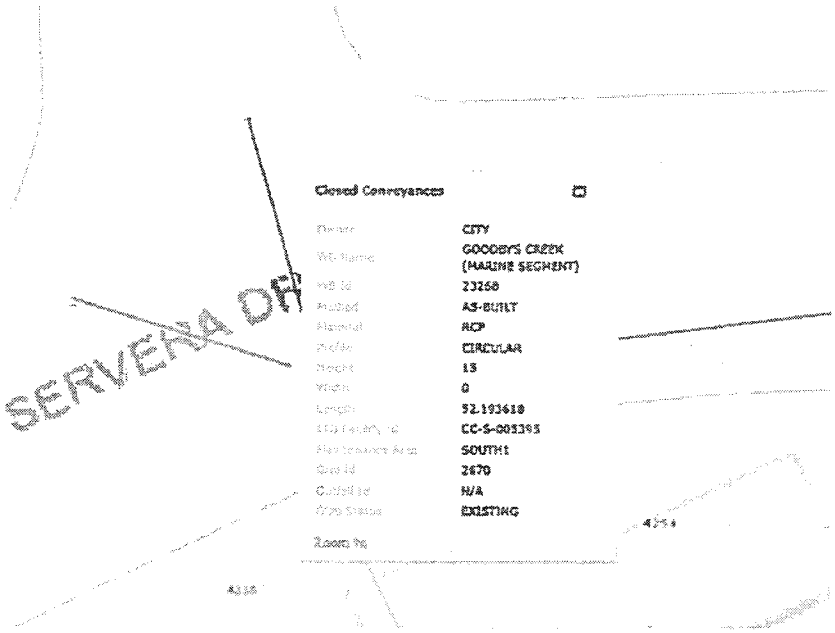

Figure 2

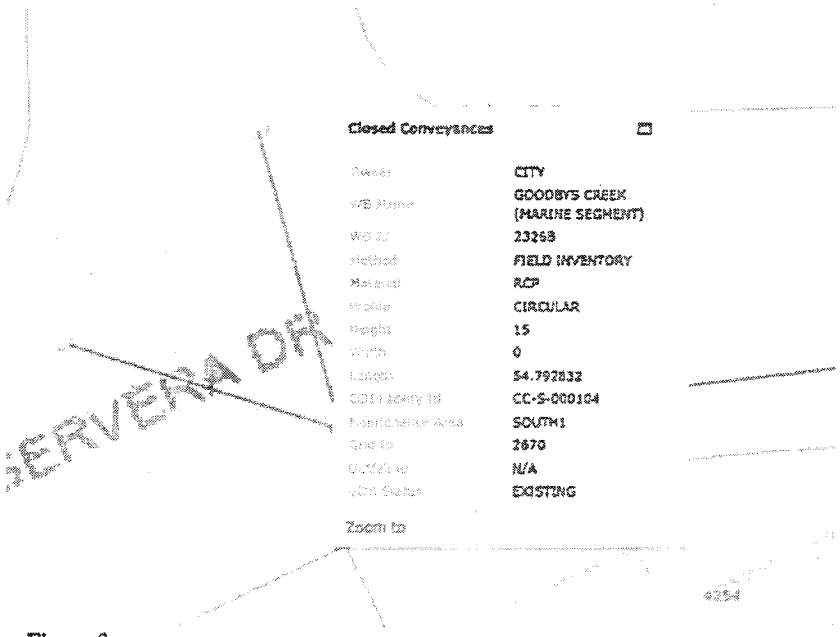

Figure 3

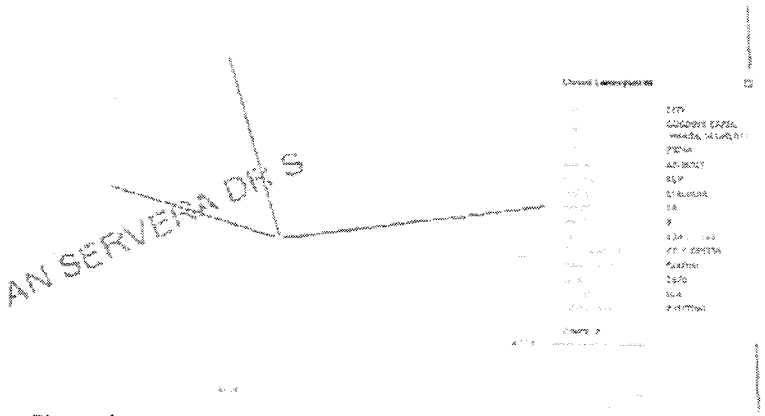

Figure 4



Figure 5

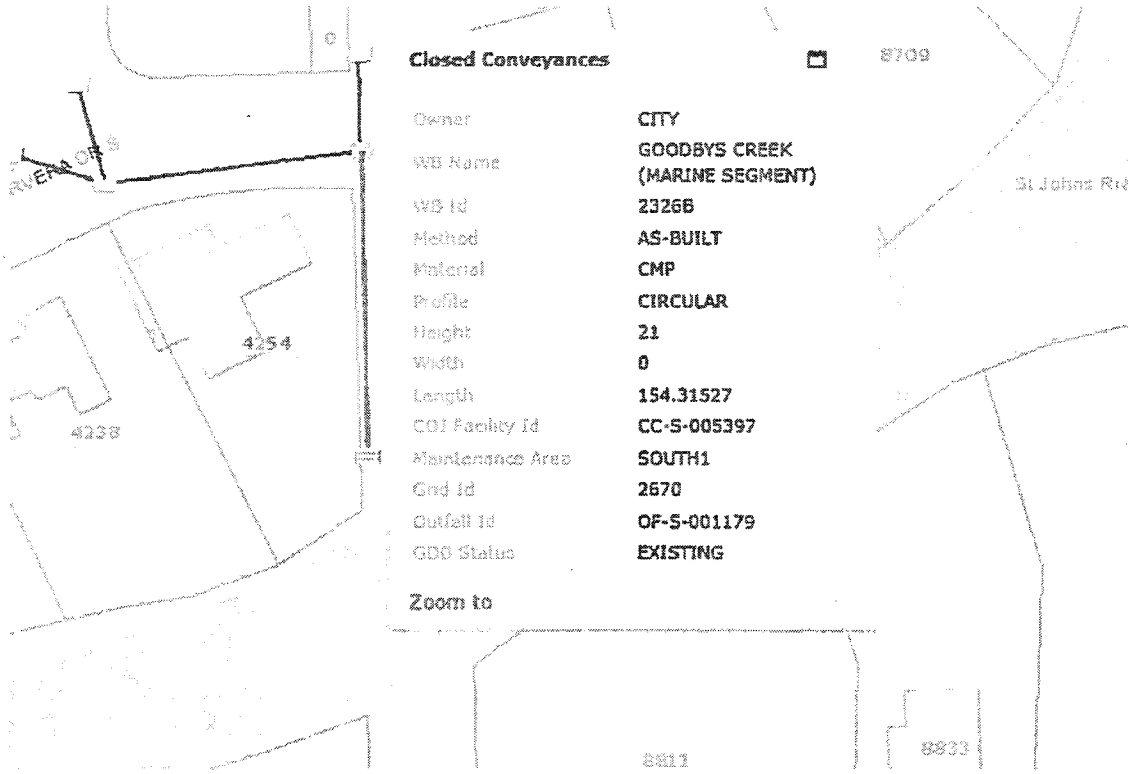
Closed Conveyances
Owner CITY
WB Name GOODBYS CREEK (MARINE SEGMENT)
WB Id 23266
Method AS-BUILT
Material CMP
Profile CIRCULAR
Height 21
Width 0
Length 154.31527
COJ Facility Id CC-S-005397
Maintenance Area SOUTH1
Grid Id 2670
Outfall Id OF-S-001179
GDO Status EXISTING
Zoom to
8709
St Johns Rd
4254
4238
8813
8803

Figure 6

2-3 SPECIAL CONDITIONS.

a. Existing Conditions. It is intended that the design, permitting, and replacement shall include all labor, equipment, materials, and services necessary to complete the work. The designers are cautioned to familiarize themselves with existing site conditions and to include all incidental work that might occur. The Contractor and all of his/her Subcontractors shall visit the site and become fully aware of and familiar with all existing conditions relating to this Project. The Design Build Firm shall inform itself concerning the location of existing utilities, pipelines, and structures of every type which may interfere with the work. The Design Build Firm shall prepare the proposal in full understanding of the conditions that may be encountered and the resultant responsibilities in connection therewith. All existing utilities, pipes, wires, and other structures or items which must be preserved in place shall be protected from damage by the Design Build Firm. Should such items be damaged as a result of the Contractor's operations, they shall be restored by the Contractor to at least as good condition as that in which they were found immediately before the work began, at no additional cost to the City.

b. Maintenance of traffic during construction will be required. The Contractor will be responsible for the development and implementation of an approved MOT Plan. Direct coordination with the City's Traffic Operations Division, Mr. Christopher LeDew (255-7533), is authorized.

c. A Contractor's Office shall NOT be required at the construction site.

d. Shop Drawings, manufacturer's literature, material samples, and any other data are required for the City's approval prior to ordering and installing. Five (5) sets of shop drawings are required by the Engineering and Construction Management Division and they shall be submitted to Thomas McKnight, Manager, Contract Administration Section, 10th floor, 214 N. Hogan Street, Jacksonville, Florida 32202.

e. The Design Build Firm shall be solely responsible for ensuring the safety of its crews, employees, and subcontractors, along with the safety of the public, as the work that is required by the Contract documents is performed. The Design Build Firm shall especially exercise caution while operating heavy equipment.

f. The Design Build Firm shall be solely responsible for developing and implementing an erosion and sediment control plan in compliance with the City, State and Federal requirements. Refer to the NPDES as established under the 40CFR122.2.

g. Should incinerator ash be encountered as part of the work, the City's Incinerator Ash Management Plan is included in Appendix A. If suspected ash material is encountered, the City will act as the Environmental Consultant for the identification requirements in Section 22.3. If the material is determined to be ash, the DBF would need to provide an Environmental Consultant for the activities outlined in the remaining sections.

SECTION 3

SCOPE OF WORK

3-1 GENERAL.

The Design Build Firm is required to submit its proposal for the design, permitting, and construction work necessary to replace the underdrain at 4219 San Servera Dr. South in accordance with applicable standards. Insurance, indemnification, and project bonds shall be as provided in the City Contract # 6533-54.

3-2 SCOPE OF PERMITTING SERVICES

a. The Design Build Firm is responsible for obtaining all permits necessary to complete the Work. The DBF shall apply for all permits on behalf of the City, pay required application fees, pay associated permit fees, and secure approvals as required by law. Permits and approvals may be required from St. Johns River Water Management District, Florida Department of Environmental Protection, U.S. Army Corps of Engineers, City of Jacksonville Building Inspection Division, and any other agencies having jurisdiction over the work for this project.

3-3 DESIGN PARAMETERS AND SCOPE OF DESIGN SERVICES

a. Design a safe and systematic approach for the replacement of the underdrain at 4219 San Servera Dr. South. All demolished material will be the property of the contractor and shall be removed from the construction site by the date of project completion. Restore disturbed areas with sod to match the existing grass type.

b. The Design Build Firm is responsible for obtaining core borings, soil sampling, and site investigations necessary to complete the project.

c. Determine the surveys needed to complete the project. All required surveys shall be included in the Scope of Work.

d. Determine the requirements to relocate any existing utilities that will be impacted by the Project.

e. The Design Build Firm shall submit for review and obtain the Engineer's approval of plans and specifications prepared for the project prior to commencing construction.

f. Prepare all drawings and specifications as well as obtain all required approvals for Maintenance of Traffic during construction work. The MOT plan shall be coordinated, reviewed, and approved by the City Traffic Operations Section.

g. The Design Build Firm shall furnish the City with four (4) sets of permitted final signed, sealed, and dated plans and specifications for the Project. In addition, the

Design Build Firm shall provide the City with the electronic version of all plans and specifications in AutoCAD – Microsoft Word format on a CD. Furthermore, the Design Build Firm shall provide the City with one complete set of permits and approvals required for the project.

h. The AutoCAD files shall comply with the following requirements: (1) All drawings shall be 100% AutoCAD files, 2012 Version or newer; (2) Use standard AIA layer system; (3) All AutoCAD files shall be transferred to CD by "E-transmit" command; (4) Use standard AutoCAD fonts/text files only, no third party application; (5) Title blocks and logos to be compatible with Items 1-4, use the City of Jacksonville title block; (6) The "z" coordinate shall be set to zero in all cases; and (7) All drawings shall be 11" x 17" (full scale).

3-4 SCOPE OF CONSTRUCTION SERVICES

a. Upon receipt of copies of final plans, specifications, and permits from the Design Build Firm, the City shall issue a Notice to Proceed for the construction work.

b. For all construction requirements, conditions, and provisions that bind the Design Build Firm, refer to City Contract # 6533-54.

c. Remove any trees interfering with the Work and approved for removal via permit. The need for a laydown yard shall be determined. If additional land is required for construction or detours, coordinate with the City Project Manager to obtain these easements.

d. Maintain safe access to private properties at all times. If this is not practical, a scheme must be developed to minimize the "no access" period and provide full coordination with all impacted citizens. The Design Build Firm shall be responsible for meeting all MOT requirements as provided in the approved MOT Plan.

e. Contact utility companies through Sunshine 811 via phone at 811 or (800) 432-4770 prior to commencing excavation work.

f. Restore all disturbed areas as directed in the approved plans.

g. Prepare all as-built drawings and maps and have them certified by the Engineer of Record and the Licensed Land Surveyor.

SECTION 4

SUBMITTAL OF TP, GMP AND GCD

4-1 GENERAL

The Design Build Firm shall submit three (3) sets of its proposal consisting of the following elements:

a. TP as defined in Sections 1 thru 3 of this DCP and in City Contract # 6533-54.

b. Separate Cost of the Work consisting of the cost as defined in City Contract # 6533-54.

c. Proposed Design Build Firm's Contingency as provided in City Contract # 6533-54.

d. Proposed Design Build Firm's Fees as provided in City Contract # 6533-54.

e. Proposed construction time upon which the proposed GMP is based together with the schedule upon which the GCD is based.

f. A statement of additional services.

g. The time limit for acceptance of the GMP Proposal.

END OF THE DESIGN CRITERIA PACKAGE.

APPENDIX A

INCINERATOR ASH MATERIAL MANAGEMENT PLAN

(The remainder of this page intentionally left blank).

SECTION 22

INCINERATOR ASH MATERIAL MANAGEMENT PLAN

INDEX

Section Name	Section No.
Introduction	22.1
Identification of Ash	22.2
Notification and Suspension of Work	22.3
Handling, Sampling and Characterization of Ash	22.4
Transportation and Disposal of Ash	22.5
Documentation	22.6
Safety	22.7

SECTION 22

INCINERATOR ASH MATERIAL MANAGEMENT PLAN

22.1 Introduction

The following Management Plan (hereinafter referred to as the "Plan") has been prepared as guidance on Incinerator Ash Material (hereinafter referred to "Ash") that may be encountered by Contractors performing construction/excavation projects for the City of Jacksonville (herein after referred to as "City"). This Plan may be incorporated into City construction contracts. If the contract does not include provisions on encounters with contaminated media generally, or Ash specifically, this guidance should be followed. The Plan includes the following:

- Procedures for identification of Ash,
- Procedures for notifications to City and regulatory officials,
- Procedures for handling, storing, and characterizing the Ash for proper disposal,
- Procedures for transporting the Ash to an approved facility for disposal, and
- Minimum requirements for documenting Ash handling and disposal activities.

The following sections detail the minimum procedures necessary for handling encountered Ash material.

22.2 Identification of Ash

Ash is referred to as material generated by melting and burning of municipal and household waste at incinerator facilities. According to City of Jacksonville - Solid Waste and Resource Management, most of the incinerator activities were conducted between the 1950s and 1960s. The Ash may be found in areas of the City where non-native material was used as backfill for parks, small creeks, ponds, etc.

The Ash may be visually identified by inspecting excavated soils for the presence of broken glass, pottery, pieces of metal, etc., darkened by the burning process. Ash is also commonly found fused together into uneven-shaped, variable-size pieces, with a reddish-orange color.

22.3 Notification and Suspension of Work

Immediately upon unexpectedly encountering suspected Ash-laden soils and unless the contract provides other procedures, the contractor must suspend work

into Ash-laden media and notify the City's Project Manager. If the Project Manager and contractor disagree that Ash-laden soils have been encountered, an environmental consultant should be engaged to positively identify the material. Regardless of any disagreement between the Project Manager and the contractor about the nature of the material, the Project Manager shall immediately notify the Environmental Law Division, Office of General Counsel (OGC) at 904/630-1723 or 630-1700. OGC shall advise the Project Manager about which federal, state, and/or local environmental regulatory authorities to notify, to include contacting FDEP representative Ashwin B. Patel at (904) 448-4320, ext 378.

22.4 Handling, Sampling and Characterization of Ash

All Ash excavated before the suspension of work in contaminated soil shall be temporarily stored on-site, in lined roll-offs or, depending upon quantity, hazardous waste containers. On-site storage cannot exceed 90 days without a hazardous waste storage permit from the Florida Department of Environmental Protection (FDEP). Every reasonable effort should be made to remove Ash determined to be hazardous waste (HW) from the site within 30 days after characterization. In order to ensure disposal of HW within 90 days, if ash material is determined to be HW, the sampling should be completed within 15 days of discovery/excavation and sent for analysis. Under no circumstance should hazardous waste be stored on site for so long that a hazardous waste storage permit must be sought. Unless otherwise provided in the contract, the contractor, in consultation with the Project Manager, shall arrange for suitable storage containers, including roll-offs, and if necessary, off-site treatment or disposal. The City's Project Manager shall be responsible for determining when construction may resume.

The following is a recommended schedule of activities to ensure that excavated material gets disposed of in less than 90 days:

- Day 1 — Discovery or Removal and containerization of ash material
- Day 15 — Sampling
- Day 16-60 — Analysis
- Day 60-70 — Review analytical data/report and make HW determination
- Day 70-75 — Arrange for waste disposal
- Day 80-85 — Waste shipped off-site

Recognizing that some small amount of Ash-laden soil may have been excavated before the contractor's personnel conclude or suspect that Ash has been encountered, such excavated Ash material must initially be covered with visqueen, surrounded with a temporary fence, and posted with signs warning that the material may be hazardous. This work shall be performed by the contractor. This will limit the public's exposure to potential hazardous waste until suitable

containers or roll-offs are mobilized onto the site, the appropriate regulatory authorities have been notified, and sampling the excavated soils has been done.

At a minimum, three to five samples from each roll-off, or one from each container must be collected for analyses of the eight Resource Conservation and Recovery Act (RCRA) metals (arsenic, barium, cadmium, chromium, lead, selenium, silver, and mercury) according to the Toxicity Characteristic Leaching Procedure (TCLP) (EPA Method 1311) to evaluate whether the excavated Ash is hazardous waste. Three to five samples with evidence of Ash from each roll-off or container must also be submitted for analyses of the parameters listed in EPA Method 6010 for total metal, EPA Method 8260 for Volatile Organic Compounds (VOCs), EPA Method 8270 for Semi-Volatile Organic Compounds (SVOCs), Polychlorinated Biphenyls (PCBs), Pesticides and Herbicides, Oil & Grease, and Total Recoverable Petroleum Hydrocarbons (TRPH) by the FL-PRO Method. Sample collection must be conducted under FDEP-approved Comprehensive Quality Assurance Project Plan (CQAPP), in accordance with the requirements listed by FDEP in DER QA-O01-"Standard Operating Procedures for Laboratory Operations and Sample Collection Activities."

When the environmental consultant for the contractor receives the laboratory analyses a copy of the laboratory reports shall be provided to the City's Project Manager. Also, copies of all analytical results should be provided to Ashwin B. Patel, FDEP. If the City has arranged for the laboratory analyses, copies of the laboratory report will be given to the contractor upon receipt. The contractor, or authorized environmental consultant, must review the results of the laboratory analyses to determine the hazardous characteristics of the Ash material. If the results of the TCLP (lower detection limits would have to be requested from the lab before the samples are run) or of the Synthetic Precipitation Leaching Procedure (SPLP) (EPA Method 1312) exceed the groundwater cleanup levels established in Chapter 62-277, FAC, or if total analyses concentrations exceed the Florida residential cleanup target goals, the material shall not be returned to the original excavation. If the results from the SPLP or the TCLP (modified for lower detection limits) are below the Florida groundwater cleanup levels and the total analyses concentrations are below Florida residential soil cleanup targets goals, the material may be returned to the original excavation area only with approval from the OGC and the FDEP.

22.5 Transportation and Disposal of Ash

If the ash has not been characterized as hazardous waste by TCLP, has SPLP (or TCLP with lower detection limits) results below Florida groundwater cleanup levels, and any hazardous substances in the material are below Florida residential soil cleanup target goals under Chapter 62-277, FAC, it may be returned to the excavation or used elsewhere in the vicinity of the excavation/construction (if the material is suitable for that purpose). If the ash is characterized as containing a hazardous substance in excess of State soil cleanup target goals, but not as

hazardous waste, arrangements may be made, with guidance from OGC, to dispose of the material as a special waste at an appropriately licensed landfill. If, however, the Ash is characterized as hazardous waste, it must be taken to a licensed hazardous waste treatment or disposal facility.

Upon characterization of the Ash by TCLP as a hazardous waste that must be taken to a licensed hazardous waste treatment or disposal facility, it need not be further characterized using the Toxicity Characteristic Leaching Procedure (TCLP) for the eight RCRA metals, unless required by the treatment or disposal facility. The fencing and signage originally installed shall remain in place until the material has been removed from the site.

Disposal of excavated Ash that has been characterized as hazardous waste shall be properly packaged for transportation, which shall be conducted by a licensed hazardous waste transporter to a licensed treatment or disposal facility.

Ash that is not hazardous waste may, with the concurrence of the City's Solid Waste and Resource Management Department, be sent to Trail Ridge Landfill in Jacksonville, Florida for proper disposal. The procedures for non-hazardous waste transport to and disposal at Trail Ridge Landfill are as follows:

- Notify Trail Ridge Landfill with the estimated amount of material requiring disposal,
- Prepare and submit disposal profiles to the landfill for approval. Profiles sheets may be obtained directly from the landfill by calling Linda Hair at (904) 289-9100. Laboratory results must be included with the profile sheets for approval by the landfill,
- Obtain transportation manifests after approval of the profiles by the landfill, and
- Mobilize roll-offs to landfill for disposal.

Note: *Transportation manifests will be provided by the landfill upon approval of the material for disposal. The number of manifests will depend on the number of loads or roll-offs requiring transportation to the landfill.*

The contractor or designated environmental consultant will be responsible for signing the transportation manifest on behalf of the City.

In the event large quantities must be handled, the contractor or environmental consultant shall:

- Properly identify the analytes exceeding TCLP levels that characterize the Ash as a hazardous waste. The contractor or environmental consultant must notify the City immediately upon determining that the Ash is a hazardous waste,

- Determine the most cost effective method for transportation and disposal of the hazardous waste,
- Contact an approved hazardous waste transportation facility to mobilize the Ash material. The contractor or environmental consultant will be responsible for obtaining all applicable transportation manifests,
- Obtain acceptance of the material for disposal into an approved hazardous waste disposal facility, and ensure compliance with all local, State and Federal disposal requirements.

22.6 Documentation

The environmental consultant conducting the analyses shall submit a report to the contractor and the Project Manager indicating the results of the laboratory analyses. If the material is to be disposed of as hazardous waste or non-hazardous special waste, the contractor shall determine the amount of Ash material to be containerized and/or transported to an appropriate treatment or disposal facility. The contractor shall be responsible for documenting the proper disposition of the Ash, including but not limited to, transportation and disposal manifest, characterization reports, and disposal weigh tickets.

22.7 Safety

Depending upon the laboratory analyses of the Ash material, further excavation of Ash may require the use of 40-hour OSHA trained personnel. Ordinarily, environmental consultants assign such trained personnel to conduct Ash sample collection. Investigations have concluded that Ash may contain elevated levels of arsenic and lead; therefore, proper handling of the material by trained OSHA personnel may be necessary.

APPENDIX B

CITY STANDARD DRAWINGS

(The remainder of this page intentionally left blank).

EXHIBIT AA-1

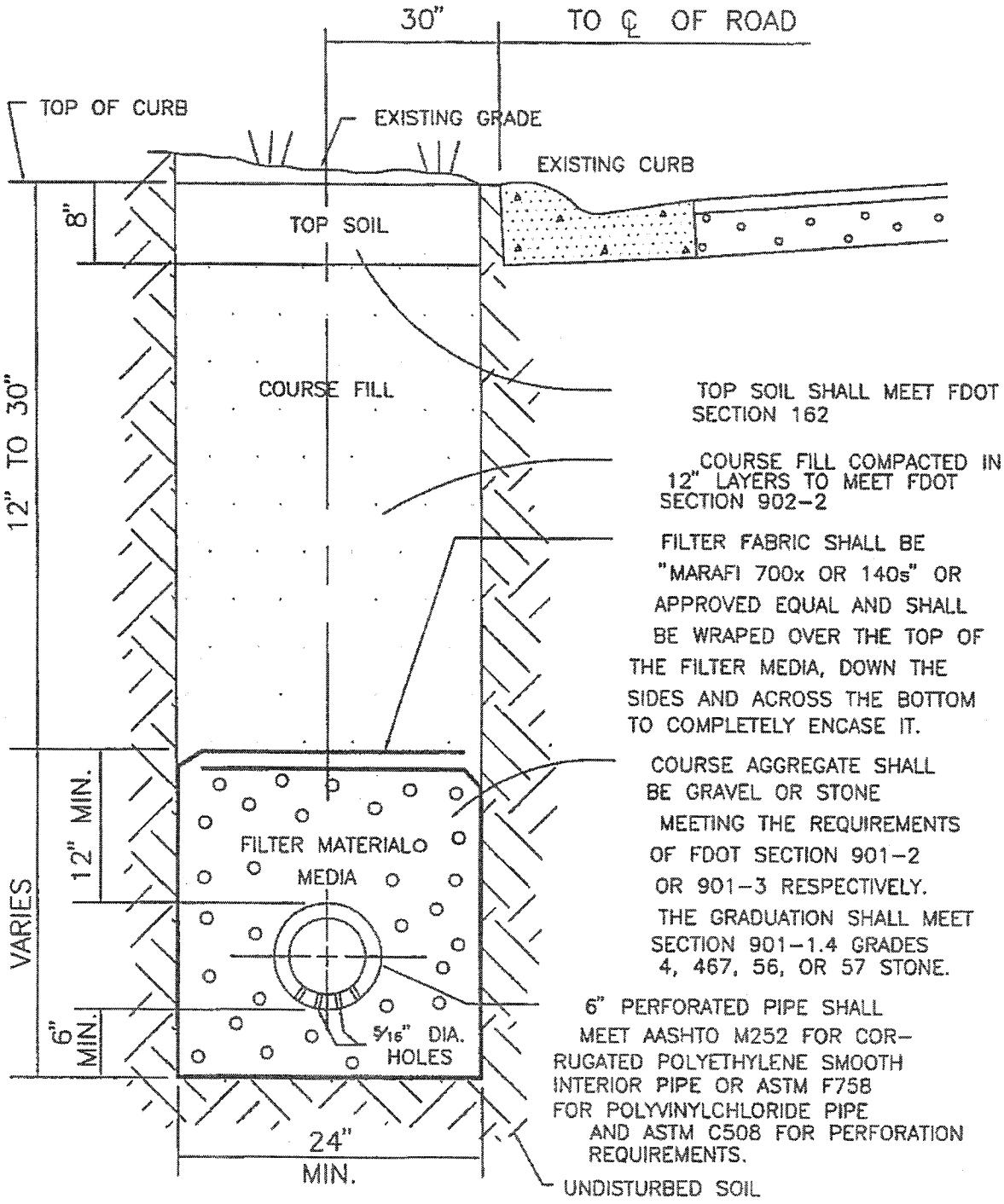

NOTE: MINIMUM PIPE SLOPE OF 0.30%

TYPE I UNDERDRAIN WITH "MARAFI 700x" IS TO BE USED WHERE MODERATE CHEMICAL CLOGGING OF FILTER MATERIAL IS EXPECTED.

UNDERDRAIN INSTALLATION TYPE I	*CITY OF JACKSONVILLE STANDARD*	N.T.S.	PLATE D-701
		DATE DRAWN	05-12-79
		REVISED DATE	5-12-94

UNDERDRAIN CLEANOUT DETAIL

CITY OF JACKSONVILLE STANDARD

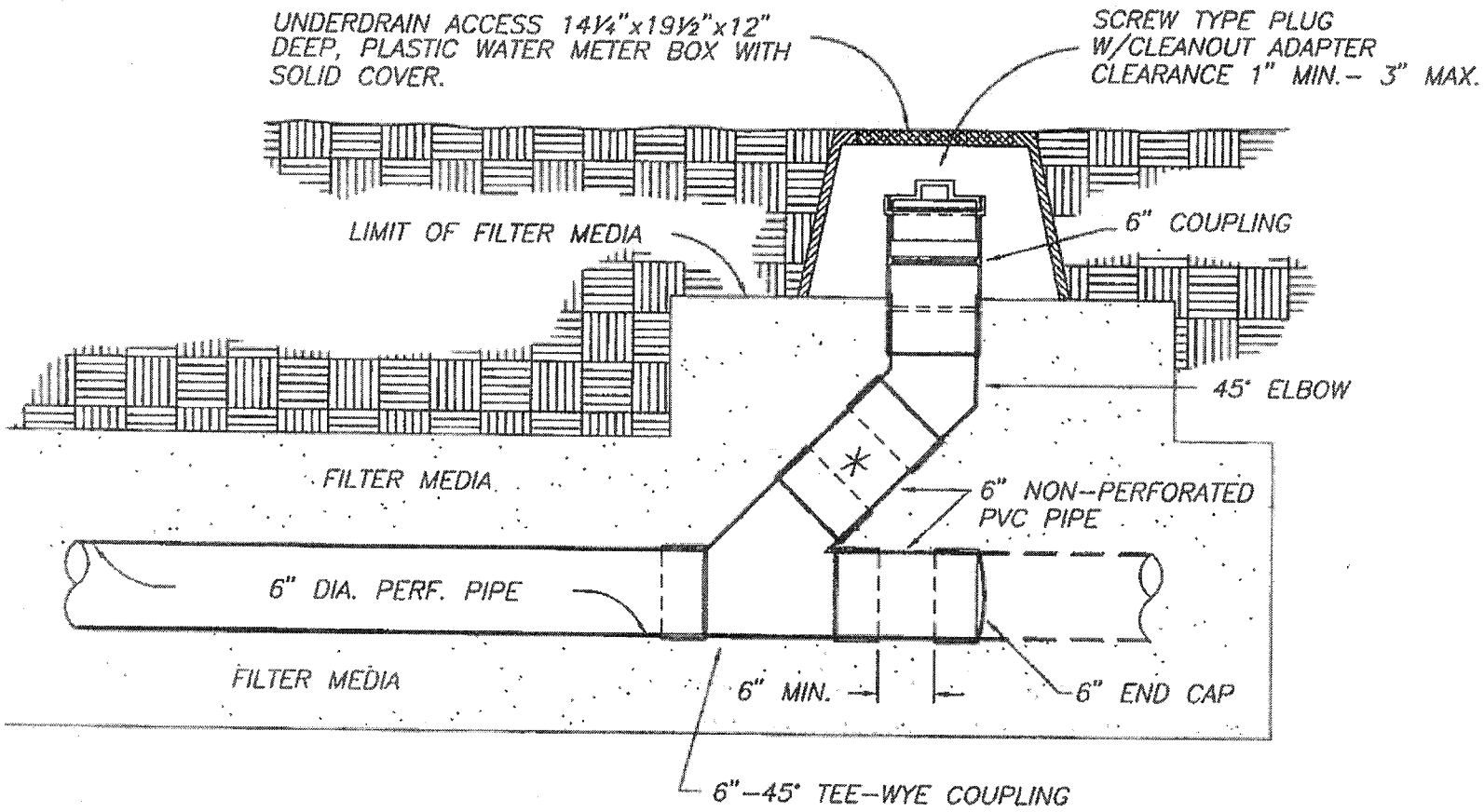

NOTES: ALL PIPE AND FITTINGS TO MEET ASTM F758–82 SPECIFICATIONS.
300' MAXIMUM DISTANCE BETWEEN CLEANOUTS

* COUPLING PIPE LENGTH TO BE FIELD ADJUSTED.

N.T.S.	PLATE D-704
DATE DRAWN	5-07-79
REVISED DATE	9-10-03

EXHIBIT AA-1

BID # CDB-0006-16 ...OF HORIZONTAL/CIVIL ENGINEERING PROJECTS

OPEN DATE: 10/21/2015

COMPETITIVE SEALED PROPOSAL EVALUATION COMMITTEE

KIND AND BASIS OF CONTRACT:
CONSTRUCTION – DESIGN/BUILD

AGENCY: DEPARTMENT OF PUBLIC WORKS

BASIS OF AWARD: EVALUATION CRITERIA

NUMBER OF BIDS INVITED: 5 NUMBER RECEIVED: 5 OTHER: 1

SUMMARY OF BIDS AND RECOMMENDED ACTIONS:
The City had previously issued this RFP, and the evaluation committee has evaluated proposals. Subsequently, presentations were conducted and evaluated on January 28, 2016. Based upon the combination of proposal and presentation evaluations, scores and rankings are as follows (Listed in alphabetical order):

2) Archer-Western – 118.25
3) Callaway Contracting, Inc. - 100
1) J.B. Coxwell Contracting, Inc. - 121.5

Recommend approval of award to J.B. Coxwell Contracting, Inc., as receiving the highest score in accordance with the evaluation and ranking above. Period of Service will be five (5) years from effective date of contract with funding not-to-exceed $6,000,000.00 annually. To be executed by formal contract through Office of General Counsel.

Attachments: Recommendation Memo, Scoring Matrix, Previous Award

BUYER Marilyn Laidler
MARILYN LAIDLER

RESPECTFULLY SUBMITTED
GREGORY PEASE, CHIEF
PROCUREMENT DIVISION

CONCURRENCE BY: Thomas N. Fallin, P.E., Acting Chief-Engineering & Construction Management Division

(ALL AWARD ACTIONS SUBJECT TO LAWFULLY APPROPRIATED FUNDS)
ACTION OF CSPEC COMMITTEE ON RECOMMENDATIONS ABOVE

MEMBERS APPROVING 5

MEMBERS DISAPPROVING _____ DATE: 2/4/16

OTHER _____

ACTION OF AWARDING AUTHORITY

MR APPROVED ✓ DATE 2/04/16

DISAPPROVED: _____

OTHER: _____

Sam E. Mousa
Chief Administrative Officer
For: Mayor Lenny Curry
Under Authority of
Executive Order No. 2015-06

SIGNATURE OF AUTHENTICATION

BID # CDB-0006-16 DESIGN- BUILD SERVICES OF HORIZONTAL/CIVIL ENGINEERING PROJECTS

OPEN DATE: 10/21/2015

COMPETITIVE SEALED PROPOSAL EVALUATION COMMITTEE

KIND AND BASIS OF CONTRACT:
CONSTRUCTION – DESIGN/BUILD

AGENCY: DEPARTMENT OF PUBLIC WORKS

BASIS OF AWARD: EVALUATION CRITERIA

NUMBER OF BIDS INVITED: 5 NUMBER RECEIVED: 5 OTHER: 1

SUMMARY OF BIDS AND RECOMMENDED ACTIONS:
The City had previously issued this RFP, and the evaluation committee has evaluated proposals. Based upon the proposal evaluation, the average scores and rankings are as follows (Listed in alphabetical order):

2) Archer-Western Contractors, LLC. – 91
1) J.E. Coxwell Contracting- 92
3) Callaway Contracting- 74

Pursuant to Section 2.6 – Award of Contract of the RFP, recommend approval to conduct formal interviews with each of the three-top ranked Firms.

Attachments: Recommendation Memo, Scoring Matrix, Bid Tabulation, Section 2.6, JSEB Letter

BUYER Marilyn Laidler
MARILYN LAIDLER

RESPECTFULLY SUBMITTED
GREGORY PEASE, CHIEF
PROCUREMENT DIVISION

CONCURRENCE BY: William J. Joyce, P.E., Chief-Engineering & Construction Management

(ALL AWARD ACTIONS SUBJECT TO LAWFULLY APPROPRIATED FUNDS)

ACTION OF CSPEC COMMITTEE ON RECOMMENDATIONS ABOVE

MEMBERS APPROVING 5

MEMBERS DISAPPROVING

DATE: 12-30-15

OTHER

ACTION OF AWARDING AUTHORITY

APPROVED ✓

DATE 1/01/16

OTHER:

DISAPPROVED:

SIGNATURE OF AUTHENTICATION

Sam E. Mousa
Chief Administrative Officer
For: Mayor Lenny Curry
Under Authority of:
Executive Order No. 2015-05

QWS3270X 2/15/2019 2:31 PM
FAML6350 V5.1 ** NW COJ FAMIS PRODUCTION ** 02/15/2019
LINK TO: ACCOUNT SUMMARY INQUIRY 2:31 PM

FISCAL MO/YEAR : 05 2019 CURRENCY CODE :
INDEX CODE : PWGM462SW DSR CAPITAL MAINTENANCE
SUBOBJECT : 06505 OTHER CONSTRUCTION COSTS
PROJECT : PW0072 DRAINAGE SYSTEM REHABILATION
PROJECT DETAIL : 01 DRAINAGE SYSTEM REHABILITATION
GRANT :
GRANT DETAIL :
USER CODE :

S	FEB 2019	ANNUAL BALANCE	ALL YEARS BALANCE
ESTIMATED REVENUES	.00	.00	.00
REVENUES	.00	.00	.00
UNREALIZED REVENUES	.00	.00	.00
BUDGET	.00	4,200,000.00	17,279,839.84
EXPENDITURES	81,799.76	1,228,428.38	12,984,621.38
ENCUMBRANCES	816,096.05	702,048.16	2,073,944.37
PRE-ENCUMBRANCES	.00	.00	.00
REMAINING BALANCE	-897,895.81	2,269,523.46	2,221,274.09

F1-HELP F2-SELECT F4-PRIOR F5-NEXT
F9-LINK F10-PRIOR-MO F11-NEXT-MO
G005 - PRIOR RECORD DISPLAYED