SUBJECT: **RFQ FOR DESIGN-BUILD SVCS FOR VERTICAL/ARCHITECTURAL PROJECTS**

BID # **CDB-0007-16** OPEN DATE: **10/21/2015**

# COMPETITIVE SEALED PROPOSAL EVALUATION COMMITTEE

KIND AND BASIS OF CONTRACT:
**CONSTRUCTION – DESIGN/BUILD**

AGENCY: **DEPARTMENT OF PUBLIC WORKS**

BASIS OF AWARD: **QUALIFICATIONS BASED**

NUMBER OF BIDS INVITED: - NUMBER RECEIVED: - OTHER: -

## SUMMARY OF BIDS AND RECOMMENDED ACTIONS:

The Fire Station No. 73 Project was awarded to Auld & White Constructors, LLC, on 10/19/17 in the amount of $163,264.00; Change Order #1 was approved on 05/05/15 in the amount of $3,300,000.00.

Recommend approval of Change Order #2 to Auld & White Constructors, LLC, for the increase amount of $29,051.00 to address changes to the scope as requested by Cecil Field Airport and conflicts encountered during construction, per "Exhibit D-3". There is no change in the number of days for construction at this time. Revised guaranteed maximum price will be $3,492,315.00. Total annual expenditure amount is currently at $18,000,000.00; total amount spent to date is $7,453,707.37.

Funding for this project to be executed by Amendment 2B for contract # 9182-03 and encumbered by account(s):
FRCP32EFS-069505-FR0051-01

Attachments: Recommendation Memo, Exhibit "D-3", Previous Award(s)

BUYER _____ RESPECTFULLY SUBMITTED _____
MARILYN LAIDLER GREGORY PEASE, CHIEF
PROCUREMENT DIVISION

CONCURRENCE BY: **William J. Joyce, P.E., Director of Operations, Public Works Department/ Kurtis Wilson, Director of Fire and Rescue**

---

**(ALL AWARD ACTIONS SUBJECT TO LAWFULLY APPROPRIATED FUNDS)**
ACTION OF CSPEC COMMITTEE ON RECOMMENDATIONS ABOVE

MEMBERS APPROVING_____ MEMBERS DISAPPROVING_____ DATE:_____

_____ _____ OTHER_____

_____ _____

_____ _____

_____ _____

_____ _____

---

ACTION OF AWARDING AUTHORITY DATE _____

APPROVED_____ DISAPPROVED: _____

OTHER: _____

SIGNATURE OF AUTHENTICATION _____

# City of Jacksonville, Florida

*Lenny Curry, Mayor*

Department of Public Works
Engineering & Construction Management Division
214 N. Hogan Street, 10th Floor
Jacksonville, FL 32202
(904) 255-8762
www.coj.net

ONE CITY. ONE JACKSONVILLE.

March 21, 2019

TO: Gregory W. Pease
Chief of Procurement

THRU: John P. Pappas, P.E.
Director

FROM: William J. Joyce, PE
Director of Operations

Kurtis Wilson
Director of Fire and Rescue

SUBJECT: CDB-0007-16 – Design-Build Services –Vertical/Architectural Projects – Fire Station No. 73 – AMENDMENT 2C

In accordance with Design/Build CDB-0007-16, Contract 9182-03, the subject project was awarded by Amendment 2A in the amount of $163,264.00 to provide 60% design of Fire Station #73. Amendment 2B was for the completion of 100% design, permits and construction of the Fire Station. Amendment 2C is to address changes to the scope as requested by Cecil Field Airport and conflicts encountered during construction, as indicated on the attached scope & fee summary, Exhibit D-3. There is no change in the number of days for construction at this time.

Accordingly, this is to recommend that Contract No #9182-03, originally executed July 14, 2016, between the City and Auld & White Constructors, LLC. for Design-Build Services-Vertical/Architectural Projects, be amended to incorporate the attached Scope and Fee Summary, Exhibit D-3 for Fire Station #73 to increase the maximum GMP by $29,051.00 to a new GMP of $3,492,315.00, known as Amendment 2C.

Total funding for this project should be encumbered by contract as follows:

| ACCOUNT NO. | ENCUMBERED AMOUNT |
|---|---|
| FRCP32EFS-069505-FR0051-01 | $29,051.00 |
| TOTAL: | $29,051.00 |

WJJ/lw

cc: Maria C. Williams, P.E., Project Manager
April C. Mitchell, Chief Administration and Finance
Lori West, Engineering Contract Specialist

Attachments

ab

EXHIBIT D-3

| NBR | MASTER ITEM DESCRIPTION | QUANTITY | UOM | UNIT COST | NET ADDITION | NET DELETION | NET TOTALS |
|---|---|---|---|---|---|---|---|
| | NEW ITEMS - | | | | | | |
| | **ADDITIONAL SCOPE OF WORK:** | | | | | | |
| 1 | LANDSCAPE AND FENCING | 1.00 | LS | $2,721.00 | $2,721.00 | | |
| | JUSTIFICATION: PCO 1 - Added 50' of 6' black vinyl fencing to increase offset limits for trees to meet Cecil Field requirements. Cecil Field requires trees to be planted at least 10' away from fencing. In order to accommodate this the trees and fencing had to be reconfigured. An additional 4,500 sq ft of sod has been added to accommodate the increased area of fence. | | | | | | |
| 2 | CREDIT TO DELETE GATE<br>INSTALL 1" CONDUIT | 1.00 | LS | ($1,006 00) | | ($1,006 00) | |
| | JUSTIFICATION: PCO 2 - Delete Cecil Airport Gate (Gate 73), gate requirements will be handled by Cecil Airport. Furnish and Install 1" conduit from Fire Station 73 to Cecil Airport Gate (Gate 73) for future power hook-up. | | | | | | |
| | ADDITONAL SCOPE SUBTOTAL | | | | $2,721.00 | ($1,006 00) | |
| | **ADDITIONAL SCOPE NET TOTAL** | | | | | | **$1,715.00** |
| | **UNFORESEEN CONDITIONS:** | | | | | | |
| 1 | INSTALLATION OF NEW STORM STRUCTURE ST-9 | 1.00 | LS | $27,336 00 | $27,336 00 | | |
| | JUSTIFICATION: PCO 4 - Furnish and install new storm structure ST-9 and 72" RCP in full accordance with the Plans. Original Survey data provide by COJ to the contractor had the incorrect storm structure dimensions coming off Aviation Avenue onto project site. Contractor discovered storm structure and pipe difference when excavating for new structure operation. | | | | | | |
| | UNFORESEEN CONDITIONS SUBTOTAL | | | | $27,336 00 | $0 00 | |
| | **UNFORESEEN CONDITIONS NET TOTAL** | | | | | | **$27,336.00** |
| **NET TOTAL CHANGE ORDER NO. 1** | | | | | | | **$29,051.00** |

ENGINEERS EXTRA WORK ESTIMATE (Landscape and Fencing)

PROJECT: Fire Station #73
Contract #: 9182-03
SUBJECT: CO #1
DATE: 12-Mar-19
ESTIMATED QUANTITY: 1 LS

| LABOR ITEM | QTY. | UNIT | RATE | TOTAL | REMARKS |
|---|---|---|---|---|---|
| | | | | $ - | |
| | | | | $ - | |
| SUB TOTAL | | | | $0.00 | |
| BURDEN | | % | | $0.00 | |
| Subtotal | | | | $0.00 | |
| Markup | | % | | $0.00 | |
| TOTAL LABOR | | | | $0.00 | |

| EQUIPMENT ITEM | QTY. | UNIT | RATE | TOTAL | REMARKS |
|---|---|---|---|---|---|
| | | | | $ - | |
| | | | | $ - | |
| SUB TOTAL | | | | $0.00 | |
| MARKUP | | % | | $0.00 | |
| TOTAL EQUIPMENT | | | | $0.00 | |

| MATERIAL ITEM | | | | | REMARKS |
|---|---|---|---|---|---|
| SUB TOTAL | | | | $0.00 | |
| TAX | | % | | $0.00 | |
| SUB TOTAL | | | | $0.00 | |
| MARKUP | | % | | $0.00 | |
| TOTAL MATERIALS | | | | $0.00 | |

| SUBCONTRACT | QTY. | UNIT | RATE | TOTAL | REMARKS |
|---|---|---|---|---|---|
| Fencing Type B, 6' | 50.00 | LF | $ 20.21 | $ 1,010.50 | See Backup |
| Performance Turf, Sod | 500.00 | SY | $ 2.95 | $ 1,475.00 | See Backup |
| SUB TOTAL | | | | $2,485.50 | |
| Markup | 10 | % | | $248.55 | |
| TOTAL SUBCONTRACT | | | | $2,734.05 | |

| | | |
|---|---|---|
| TOTAL WORK ORDER | | $2,734.05 |
| Subtotal Amount | | $2,734.05 |
| Bond Markup | 0.9 % | $24.61 |
| Builders Risk | 0.58 % | $15.86 |
| Overhead and Profit | 7.5 % | $205.05 |
| TOTAL WORK ORDER | | $2,979.57 |

TOTAL COMPENSATION $2,979.57

Prepared By: Dominic Giacelli
Dominic Giacelli
Project Administrator
VIA Consulting Services

Date: 3/12/2018

EXHIBIT D-3



**Florida Department of Transportation**
**Item Average Unit Cost**
**From 2018/02/01 to 2019/01/31**

**Contract Type: CC STATEWIDE**
**Displaying: VALID ITEMS WITH HITS**
**From: 0102 1 To: 9999999**

| Item | No. of Conts | Weighted Average | Total Amount | Total Quantity | Unit Meas | Obs? | Description |
|---|---|---|---|---|---|---|---|
| 0536 85 26 | 13 | $2,815.58 | $64,758.38 | 23.000 | EA | N | GUARDRAIL END TREATMENT- TYPE CRT |
| 0536 85 27 | 5 | $6,232.28 | $87,251.91 | 14.000 | EA | N | GUARDRAIL END TREAT- DOUB FACE APPR TER |
| 0536 85 28 | 2 | $2,041.04 | $8,164.16 | 4.000 | EA | N | GUARDRAIL END TREAT- DBL TRAIL AN |
| 0538 1 | 9 | $8.21 | $151,796.00 | 18,499.000 | LF | N | GUARDRAIL RESET |
| 0542 70 | 4 | $91.61 | $26,474.00 | 289.000 | EA | N | BUMPER GUARDS, CONCRETE |
| 0544 75 1 | 17 | $17,183.27 | $1,512,127.47 | 88.000 | EA | N | CRASH CUSHION |
| 0546 72 1 | 14 | $1,559.80 | $473,946.23 | 303.850 | GM | N | GROUND-IN RUMBLE STRIPS, 16" |
| 0546 72 2 | 4 | $1,567.67 | $59,154.34 | 37.734 | GM | N | GROUND-IN RUMBLE STRIPS, 8" CYL |
| 0546 72 3 | 1 | $922.29 | $25,720.82 | 27.888 | GM | N | GROUND-IN RUMBLE STRIPS, 8" SIN |
| 0548 12 | 13 | $31.12 | $45,603,575.69 | 1,465,631.000 | SF | N | RET WALL SYSTEM, PERM, EX BARRIER |
| 0548 13 | 7 | $12.30 | $2,450,448.50 | 199,205.000 | SF | N | RETAINING WALL SYSTEM,TEMP, EXC BAR. |
| 0550 10110 | 3 | $9.73 | $39,648.80 | 4,075.000 | LF | N | FENCING, TYPE A, 0.0-5.0', STANDARD |
| 0550 10120 | 3 | $8.55 | $58,861.00 | 6,884.000 | LF | N | FENCING, TYPE A, 5.1-6.0, STANDARD |
| 0550 10128 | 2 | $16.95 | $4,085.00 | 241.000 | LF | N | FENCING, TYPE A, 5.1-6.0', RESET EXIST |
| 0550 10150 | 2 | $20.40 | $3,616,372.00 | 177,304.000 | LF | N | FENCING, TYPE A, 8.1-10.0', STANDARD |
| 0550 10210 | 3 | $20.34 | $12,873.00 | 633.000 | LF | N | FENCING, TYPE B, 0.0-5.0', STANDARD FEAT |
| 0550 10212 | 1 | $17.20 | $5,005.20 | 291.000 | LF | N | FENCING, TYPE B, 0.0-5.0', W/ VINYL COAT |
| 0550 10218 | 6 | $18.21 | $20,374.56 | 1,119.000 | LF | N | FENCING, TYPE B, 0.0-5.0', RESET EXIST |
| 0550 10220 | 18 | $16.83 | $2,552,345.88 | 151,616.000 | LF | N | FENCING, TYPE B, 5.1-6.0', STANDARD |
| 0550 10221 | 5 | $24.33 | $993,760.00 | 40,848.000 | LF | N | FENCING, TYPE B, 5.1-6.0', W/ BARB ATTMT |
| 0550 10222 | 8 | $20.21 | $1,136,687.59 | 56,230.000 | LF | N | FENCING, TYPE B, 5.1-6.0, W/ VINYL COAT |
| 0550 10228 | 6 | $13.84 | $103,784.34 | 7,499.000 | LF | N | FENCING, TYPE B, 5.1-6.0, RESET EXISTING |
| 0550 10230 | 1 | $20.00 | $17,360.00 | 868.000 | LF | N | FENCING, TYPE B, 6.1-7.0', STANDARD |
| 0550 10238 | 2 | $11.56 | $9,176.00 | 794.000 | LF | N | FENCING, TYPE B, 6.1-7.0, RESET EXISTING |
| 0550 10240 | 1 | $28.00 | $16,268.00 | 581.000 | LF | N | FENCING, TYPE B, 7.1-8.0', STANDARD |
| 0550 10250 | 2 | $17.77 | $210,238.80 | 11,828.000 | LF | N | FENCING, TYPE B, 8.1-10.0', STANDARD FEA |
| 0550 10256 | 1 | $29.89 | $658,805.49 | 22,041.000 | LF | N | FENCING, TYPE B, 8-10.0', VIN BARB |
| 0550 10325 | 1 | $85.00 | $68,425.00 | 805.000 | LF | N | FENCING, TYPE R, 5.1-6.0', VERTICAL |
| 0550 10343 | 2 | $284.39 | $171,200.00 | 602.000 | LF | N | FENCING, TYPE R, 7.1-8.0, W/FULL ENCLOS |
| 0550 10344 | 1 | $125.00 | $102,125.00 | 817.000 | LF | N | FENCING, TYPE R, 7.1-8.0, W/PART ENCLOS |
| 0550 10420 | 2 | $25.75 | $3,425.00 | 133.000 | LF | N | FENCING, WOOD, 5.1-6.0' |
| 0550 10520 | 1 | $100.00 | $1,600.00 | 16.000 | LF | N | FENCING, VINYL, 5.1-6.0' |
| 0550 10918 | 3 | $26.58 | $28,255.50 | 1,063.000 | LF | N | FENCING,SPECIAL TYP, 0.0-5.0', RESET EXI |
| 0550 10938 | 1 | $15.00 | $5,610.00 | 374.000 | LF | N | FENCING, SPECIAL TYPE, 6.1-7.0', RESET |
| 0550 60112 | 3 | $1,697.59 | $35,649.37 | 21.000 | EA | N | FENCE GATE,TYP A, SGL, 6.1-12' OPENING |
| 0550 60123 | 1 | $2,000.00 | $4,000.00 | 2.000 | EA | N | FENCE GATE,TYP A, DBL, 12.1-18' OPENING |
| 0550 60125 | 1 | $1,300.00 | $2,600.00 | 2.000 | EA | N | FENCE GATE,TYP A, DBL, 20.1-24.' OPENING |
| 0550 60133 | 1 | $4,100.00 | $16,400.00 | 4.000 | EA | N | FENCE GATE,TYP A, SLIIDE/CAN, 12.1-18.' |
| 0550 60135 | 2 | $4,442.86 | $31,100.00 | 7.000 | EA | N | FENCE GATE,TYP A, SLIDE/CAN, 20.1-24.0' |
| 0550 60211 | 4 | $1,423.10 | $14,230.96 | 10.000 | EA | N | FENCE GATE,TYP B,SGL, 0- 6.0' OPENING |

EXHIBIT D-3



**Florida Department of Transportation**
**Item Average Unit Cost**
From 2018/02/01 to 2019/01/31

Contract Type: CC STATEWIDE
Displaying: VALID ITEMS WITH HITS
From: 0102 1 To: 9999999

| Item | No. of Conts | Weighted Average | Total Amount | Total Quantity | Unit Meas | Obs? | Description |
|---|---|---|---|---|---|---|---|
| 0550 60212 | 2 | $1,246.99 | $6,234.97 | 5.000 | EA | N | FENCE GATE,TYP B,SGL,6.1-12.0' OPENING |
| 0550 60214 | 1 | $2,000.00 | $2,000.00 | 1.000 | EA | N | FENCE GATE,TYP B,SGL,18.1-20.0' OPENING |
| 0550 60222 | 4 | $2,212.50 | $17,700.00 | 8.000 | EA | N | FENCE GATE,TYP B, DBL, 6.1-12.0' OPENING |
| 0550 60223 | 1 | $1,050.00 | $1,050.00 | 1.000 | EA | N | FENCE GATE,TYP B, DBL,12.1-18.0' OPENING |
| 0550 60224 | 5 | $1,501.82 | $25,531.00 | 17.000 | EA | N | FENCE GATE,TYP B, DBL,18.1-20.0' OPENING |
| 0550 60225 | 4 | $2,461.80 | $14,770.80 | 6.000 | EA | N | FENCE GATE,TYP B, DBL, 20.1-24' OPENING |
| 0550 60232 | 3 | $2,513.70 | $183,500.00 | 73.000 | EA | N | FENCE GATE,TYP B,SLIDE/CANT,6.1-12'OPEN |
| 0550 60233 | 2 | $3,252.67 | $6,505.33 | 2.000 | EA | N | FENCE GATE,TYP B,SLIDE/CANT,12.1-18'OPEN |
| 0550 60234 | 1 | $1,749.52 | $5,248.56 | 3.000 | EA | N | FENCE GATE,TYP B,SLIDE/CANT,18.1-20'OPEN |
| 0550 60235 | 4 | $3,929.73 | $145,400.00 | 37.000 | EA | N | FENCE GATE,TYP B,SLIDE/CANT,20.1-24'OPEN |
| 0550 60236 | 1 | $4,000.00 | $4,000.00 | 1.000 | EA | N | FENCE GATE,TYP B,SLIDE/CANT,24.1-30'OPEN |
| 0550 60237 | 1 | $8,230.00 | $8,230.00 | 1.000 | EA | N | FENCE GATE,TYP B,SLI CANT, > THAN 30' |
| 0550 60400 | 1 | $3,227.80 | $6,455.60 | 2.000 | EA | N | FENCE GATE, RESET EXISTING |
| 0561 1 | 13 | $1,786.64 | $11,733,552.26 | 6,567.400 | TN | N | COATING EXISTING STRUCTURAL STEEL |
| 0561 2 | 2 | $71.11 | $405,300.00 | 5,700.000 | SF | N | COATING EXISTING STRUCTURAL STEEL |
| 0563 4 | 1 | $.46 | $21,759.84 | 47,304.000 | SF | N | ANTI-GRAFFITI COATING, NON-SACRIFICIAL |
| 0570 1 1 | 33 | $3.41 | $6,918,937.31 | 4,916,278.000 | SY | N | PERFORMANCE TURF |
| 0570 1 2 | 188 | $2.95 | $20,312,048.49 | 6,880,557.000 | SY | N | PERFORMANCE TURF, SOD |
| 0571 1 11 | 10 | $3.79 | $228,268.80 | 60,176.000 | SY | N | PLASTIC EROSION MAT, TRM, TYPE 1 |
| 0571 1 12 | 4 | $5.91 | $213,711.40 | 36,132.000 | SY | N | PLASTIC EROSION MAT, TRM, TYPE 2 |
| 0571 1 13 | 5 | $11.48 | $52,478.36 | 4,572.000 | SY | N | PLASTIC EROSION MAT, TRM, TYPE 3 |
| 0580 1 1 | 8 | $42,361.00 | $423,610.00 | 10.000 | LS | N | LANDSCAPE COMPLETE- SMALL PLANTS |
| 0580 1 2 | 12 | $65,242.14 | $913,390.00 | 14.000 | LS | N | LANDSCAPE COMPLETE- LARGE PLANTS |
| 0580 2 1 | 3 | $520.49 | $11,971.16 | 23.000 | EA | N | LANDSCAPE- RELOCATE TREE, PALMS <14' |
| 0580 2 2 | 6 | $1,250.31 | $451,360.61 | 361.000 | EA | N | LANDSCAPE- RELOCATE TREE, PALMS >14' |
| 0580 2 5 | 2 | $2,650.00 | $31,800.00 | 12.000 | EA | N | LANDSCAPE- RELOCATE TREE, TREES >5" |
| 0580 2 7 | 2 | $469.58 | $5,635.00 | 12.000 | EA | N | LANDSCAPE- RELOCATE TREE, PALMS <14' SAB |
| 0580 2 8 | 3 | $366.01 | $54,170.00 | 148.000 | EA | N | LANDSCAPE- RELOCATE TREE, PALMS >14' SAB |
| 0590 1 | 3 | $34,050.00 | $102,150.00 | 3.000 | EA | N | LANDSCAPE IRRIGATION SYSTEM |
| 0590 70 | 4 | $18,255.00 | $73,020.00 | 4.000 | LS | N | IRRIGATION SYSTEM |
| 0590 70 1 | 6 | $19,167.22 | $115,003.33 | 6.000 | LS | N | IRRIGATION SYSTEM REPAIRS |
| 0630 2 11 | 125 | $6.76 | $8,623,581.32 | 1,276,454.000 | LF | N | CONDUIT, F& I, OPEN TRENCH |
| 0630 2 12 | 138 | $18.69 | $11,890,681.65 | 636,326.000 | LF | N | CONDUIT, F& I, DIRECTIONAL BORE |
| 0630 2 14 | 32 | $15.27 | $429,084.36 | 28,102.000 | LF | N | CONDUIT, F& I, ABOVEGROUND |
| 0630 2 15 | 18 | $18.22 | $928,014.45 | 50,925.000 | LF | N | CONDUIT, F& I, BRIDGE MOUNT |
| 0630 2 16 | 5 | $8.41 | $1,096,044.32 | 130,346.000 | LF | N | CONDUIT, F& I, EMBEDDED- BARR./RAILINGS |
| 0630 2 25 | 1 | $55.00 | $16,720.00 | 304.000 | EA | N | CONDUIT, F&I, ROUTE MARKER 437991-1- |
| 0632 7 1 | 82 | $5,167.60 | $1,369,415.03 | 265.000 | PI | N | SIGNAL CABLE- NEW OR RECO, FUR & INSTALL |
| 0632 7 2 | 26 | $4.44 | $178,903.21 | 40,266.000 | LF | N | SIGNAL CABLE, REPAIR/REPL-FUR & INSTALL |
| 0632 7 6 | 40 | $797.35 | $103,655.90 | 130.000 | PI | N | SIGNAL CABLE, REMOVE- INTERSECTION |

AULD & WHITE
CONSTRUCTORS · LLC

EXHIBIT D-3

3/10/2019

**Re:** Fire Station No. 73 Cecil Field
AWC Project Number: 1600-

Mr. Daryl Weinstein
City of Jacksonville
214 North Hogan Street, 10th Floor
Jacksonville, FL 32202

Dear Mr. Weinstein:

Please accept this letter as our Proposed Change Order No. 1 for the following additional work:

Furnish all labor, material and equipment necessary to properly complete the Landscape and Fencing requirements in full accordance with the ASI No. 4 issued by ENB dated January 2, 2019 and issued by AWC as Other Document No. 505.

Notes:
1: The estimated time P.C.O. No. 1 as indicated above will add to the original construction duration is zero (0) days.
2. AWC reserves the right to request additional time and money due to the cumulative effect of all pending changes.
3. This P.C.O. must be approved no later than Friday, March 15, 2019 to minimize any future delays to the project.

TOTAL AMOUNT OF THIS PROPOSED CHANGE NO. 1.....**$2,721.00**

Please indicate your approval and Owner's acceptance by signing in the space provided below and return one (1) copy for our files. Upon acceptance of same, we will prepare a Change Order for execution.

Sincerely,

James Durkin

James Durkin
Project Manager

c: Ms. Brittney Bushey, Auld & White Constructors, LLC
Larry Peterson, City of Jacksonville
Chris Lewis, City of Jacksonville

Attachments

ACCEPTED:

City of Jacksonville

AULD & WHITE
CONSTRUCTORS · LLC

EXHIBIT D-3

BY: _____

DATE: _____

EXHIBIT D-3

# Change Order Request

Auld & White Constructors, LLC
4168 Southpoint Parkway, Suite 101
Jacksonville, FL 32216
Phone: 904-296-2555

**Owner :** City of Jacksonville
214 N. Hogan Street, 10th Floor
Jacksonville, FL 32202

**Project:** 1600- Fire Station No. 73 Cecil Field
5845 Aviation Avenue
Jacksonville, FL 32221

**Change Order Request # : 1 - Landscape/Fencing Revisions - Other Document 505**

| Phase | Description | Cost Type | Est Unit # | UM | Est Unit Cost | Estimated Cost |
|---|---|---|---|---|---|---|
| 02710. | FENCE & GATES | 2 SUB | 0.00 | LS | 0.00 $ | 780.00 |
| 02800. | LANDSCAPING & IRRIGATION | 2 SUB | 0.00 | LS | 0.00 $ | 1,700.00 |

| | | |
|---|---|---|
| **Bond** | 0.90% | 25.00 |
| **Builders Risk** | 0.58% | 15.00 |
| **Labor Burden** | 53.00% | 0.00 |
| **Misc Tools & Equipment** | 12.00% | 0.00 |
| **Overhead and Profit** | 7.50% | 188.00 |
| **Printing Costs** | 0.50% | 13.00 |
| **Sales Tax** | 7.00% | 0.00 |
| | **Total For Change Order** | **$2,721.00** |

Approved By: City of Jacksonville

Signed: _____

Date: _____

Submitted By: Auld & White Constructors, LLC

Signed: _____

Date: _____

EXHIBIT D-3

# Newsom Fence Co. Inc.


3953 Kelly Street
Jacksonville, Florida 32207
Phone (904) 733-9374
Fax (904) 730-2759
bsteele@newsomfence.com


NAME Auld-White Constructors
ADDRESS
CITY/ST
Q or O

DATE 2/21/2019
P.O. NO.
INVOICE NO.

| QUANITY | Please Quote | QUANITY SHIPPED | UNIT PRICE | TOTAL |
|---|---|---|---|---|
| | Installation and Material Cost for Additional Fence | | | |
| | | | | |
| | Material Cost Black Chain Link | 1 | $630.00 | $630.00 |
| | | | | |
| | Labor for installation | 1 | $150.00 | $150.00 |
| | | | TOTAL | $780.00 |

EXHIBIT D-3

Tree Amigos

Outdoor Services

**SUBCONTRACT CHANGE ORDER**

**CHANGE ORDER NO: One (1)**

DATE: 1/23/19

JOB: Fire Station 73

TO: Auld & White

4168 Southpoint Pkwy

Suite 101

Jacksonville Fl. 32216

---

This subcontract is hereby **INCREASED** in the amount of $ 1,700.00 for the following: Additional Sod for fence line bump out:

| | |
|---|---|
| Additional Bahia Sod 4,500 sq ft | :1,700.00 |
| Total Cost: | $1,700.00 |

Changes approved:

Auld & White

By: _____

Date: _____

Tree Amigos Outdoor Services, Inc.

By: _____

Date: _____

EXHIBIT D-3

Ebert Norman Brady Architects

1361 13th Avenue South, Suite 230 • Jacksonville Beach, Florida 32250

Tel 904 241 9997 Fax 904 241 7526 • www.enbarchitects.com

# ARCHITECT'S SUPPLEMENTAL INSTRUCTIONS

**Project:** Fire Station No. 73 **ASI No.** 04

**Location:** Jacksonville, FL

**Contractor:** Auld & White Constructors

**Contract For:** Design-Build **ENB Project No.** 17046

**Description:**

DRAWINGS – ARCHITECTURAL

1. G0.2 Rev 4: Updated Index to reflect drawings being issued with this ASI.

DRAWINGS – CIVIL

1. C2.1 Rev 5: Revised airfield fence location.
2. C2.2 Rev 5: Revised airfield fence location.
3. C3.3 Rev 5: Revised airfield fence location in Cross Section D-D.

DRAWINGS – LANDSCAPE

1. L1.3 11-29-18: Revised tree locations to maintain 10-foot separation from airfield fence. Revised layout of airfield fencing to coordinate with civil drawings.
2. L2.3 11-29-18: Revised Plant list to replace Schillings Holly with Coontie in response to Airport Authority comments.
3. L3.3 11-29-18: No revisions were made; however, drawing Issue date has been revised to 11-29-18.
4. IR1.2 11-29-18: Revised airfield fencing and irrigation in accordance with revisions made to sheet L1.3.
5. IR2.2 11-29-18: No revisions were made; however, drawing Issue date has been revised to 11-29-18.

**Attachments:**

- G0.2 Rev 4 01-02-19.pdf
- C2.1 Rev 5 11-28-18.pdf
- C2.2 Rev 5 11-28-18.pdf
- C3.3 Rev 5 11-28-18.pdf
- L1.3 11-29-18.pdf
- L2.3 11-29-18.pdf
- L3.3 11-29-18.pdf
- IR1.2 11-29-18.pdf
- IR2.2 11-29-18.pdf

01/02/19
Other Doc. No. 505
AWC Project No. 1600

EXHIBIT D-3

**Issued By:** Scott A. Brady, AIA **Issue Date:** 01/02/19

| CC: | Contact | Company | Email |
|---|---|---|---|
| | James Durkin | Auld & White Constructors | jdurkin@auld-white.com |
| | Margaret Burke | Auld & White Constructors | mburke@auld-white.com |
| | Joe Pafford | Auld & White Constructors | jpafford@auld-white.com |
| | Brittney Bushey | Auld & White Constructors | bbushey@auld-white.com |
| | Lee Borders | Auld & White Constructors | lborders@auld-white.com |

01/02/19
Other Doc. No. 505
AWC Project No. 1600

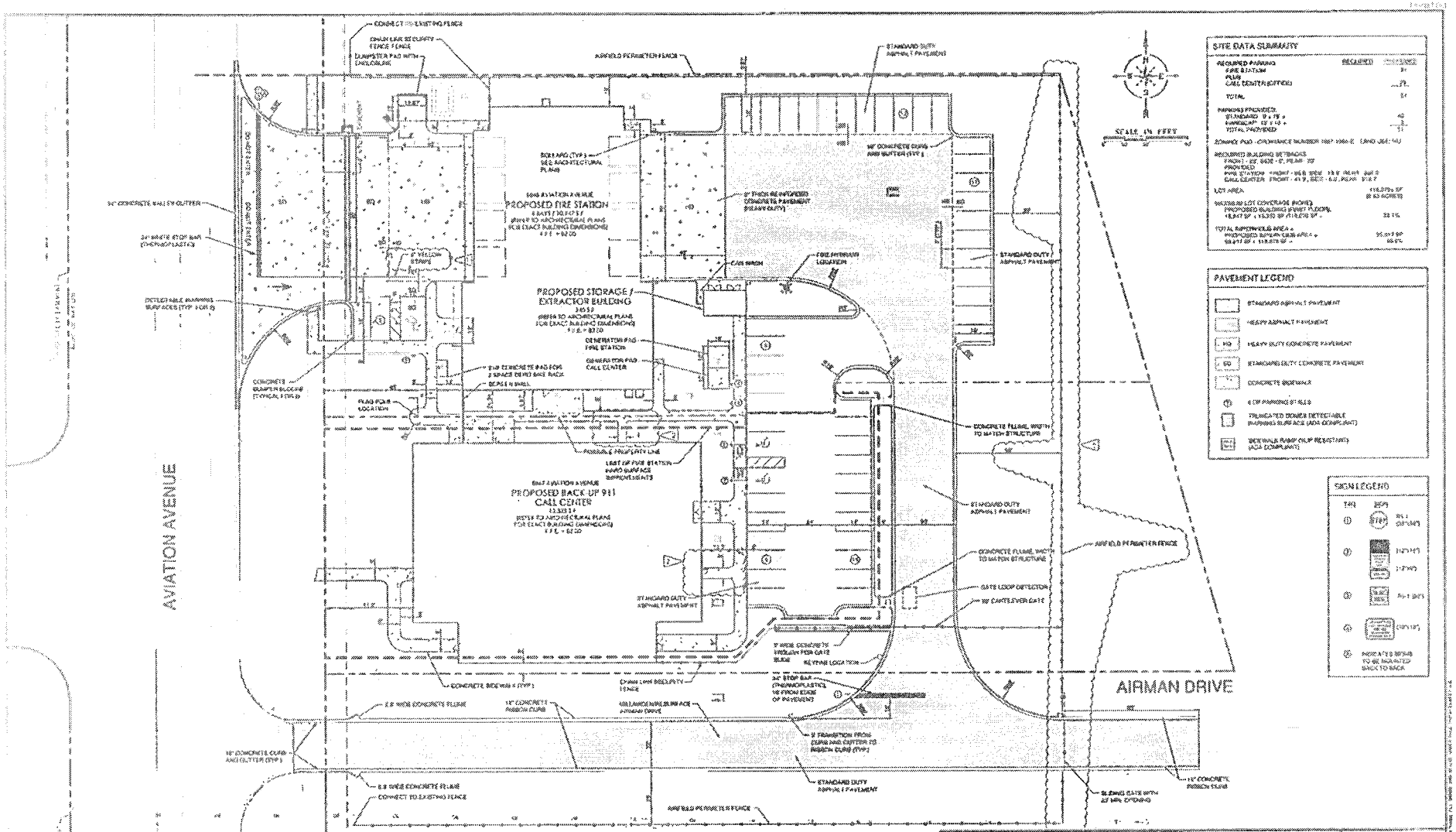
AVIATION AVENUE
AIRMAN DRIVE
PROPOSED FIRE STATION
PROPOSED STORAGE / EXTRACTOR BUILDING
PROPOSED BACK UP 911 CALL CENTER
SITE DATA SUMMARY
PAVEMENT LEGEND
SIGN LEGEND
STANDARD ASPHALT PAVEMENT
HEAVY ASPHALT PAVEMENT
HEAVY DUTY CONCRETE PAVEMENT
STANDARD DUTY CONCRETE PAVEMENT
CONCRETE SIDEWALK
AULD & WHITE CONSTRUCTORS • LLC
CITY OF JACKSONVILLE, FLORIDA
DEPARTMENT OF PUBLIC WORKS
FIRE STATION #75
8848 AVIATION AVENUE, JACKSONVILLE, FL
GEOMETRY PLAN
C2.1
1" = 20'
6/10/2019
Sunshine 811

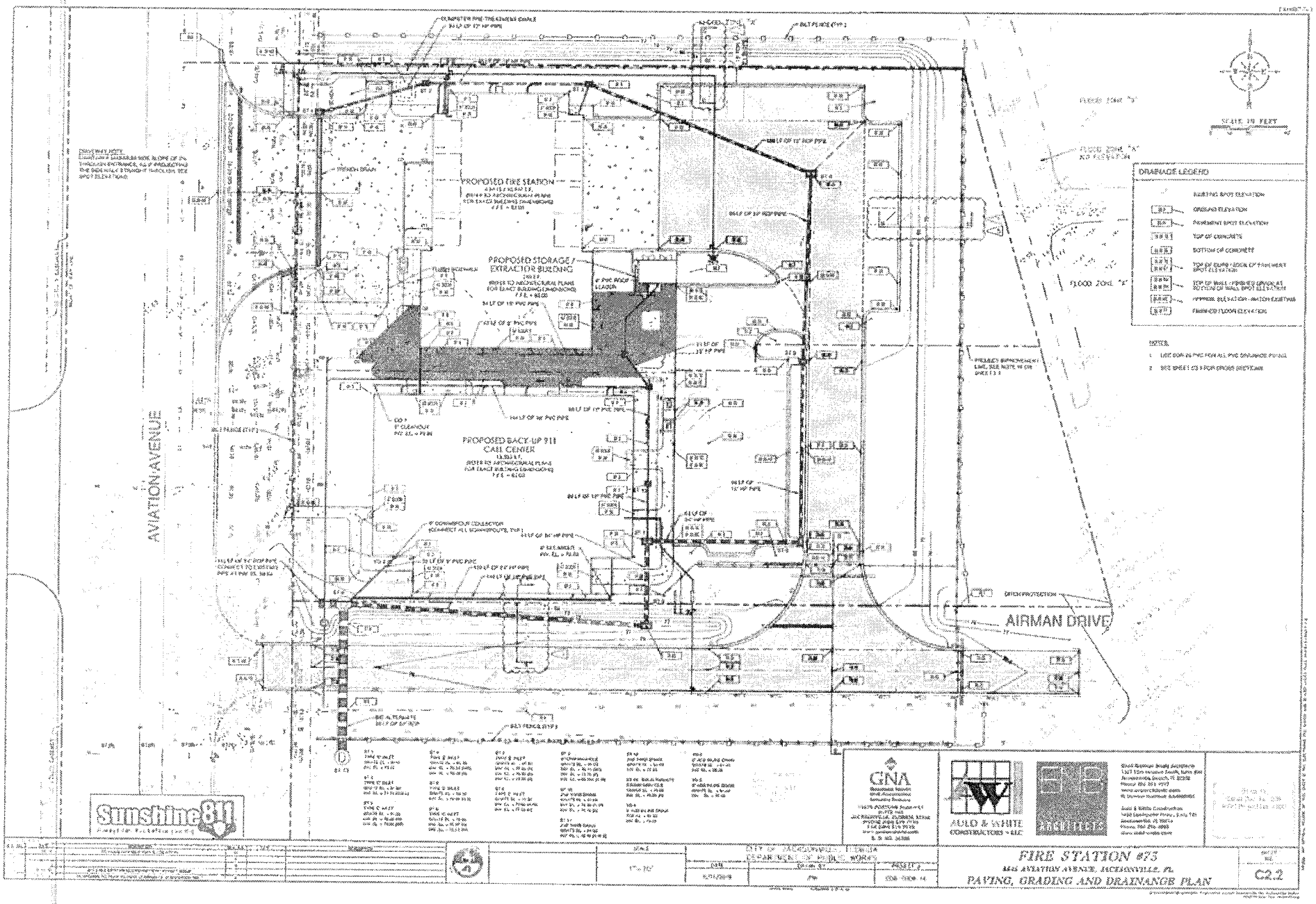
PROPOSED FIRE STATION
PROPOSED STORAGE / EXTRACTOR BUILDING
PROPOSED BACY-UP 911 CALL CENTER
AVIATION AVENUE
AIRMAN DRIVE
FLOOD ZONE "X"
FLOOD ZONE "A"
DRAINAGE LEGEND
NOTES:
Sunshine811
GNA
AULD & WHITE CONSTRUCTORS, LLC
FIRE STATION #75
8848 AVIATION AVENUE, JACKSONVILLE, FL
PAVING, GRADING AND DRAINAGE PLAN
C2.2

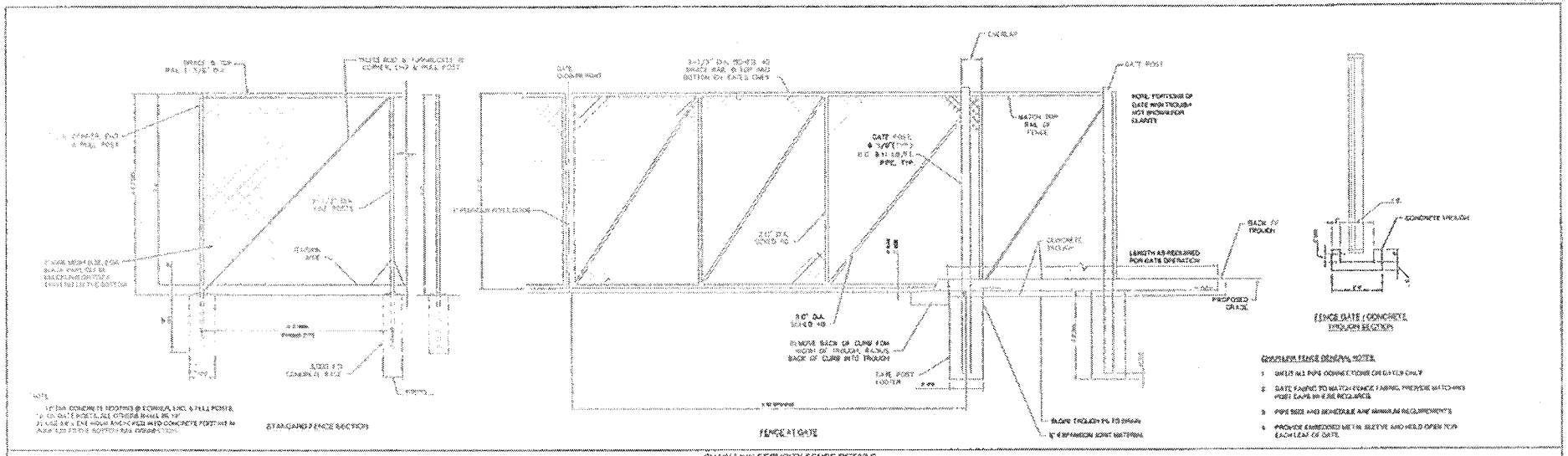


CHAIN LINK SECURITY FENCE DETAILS

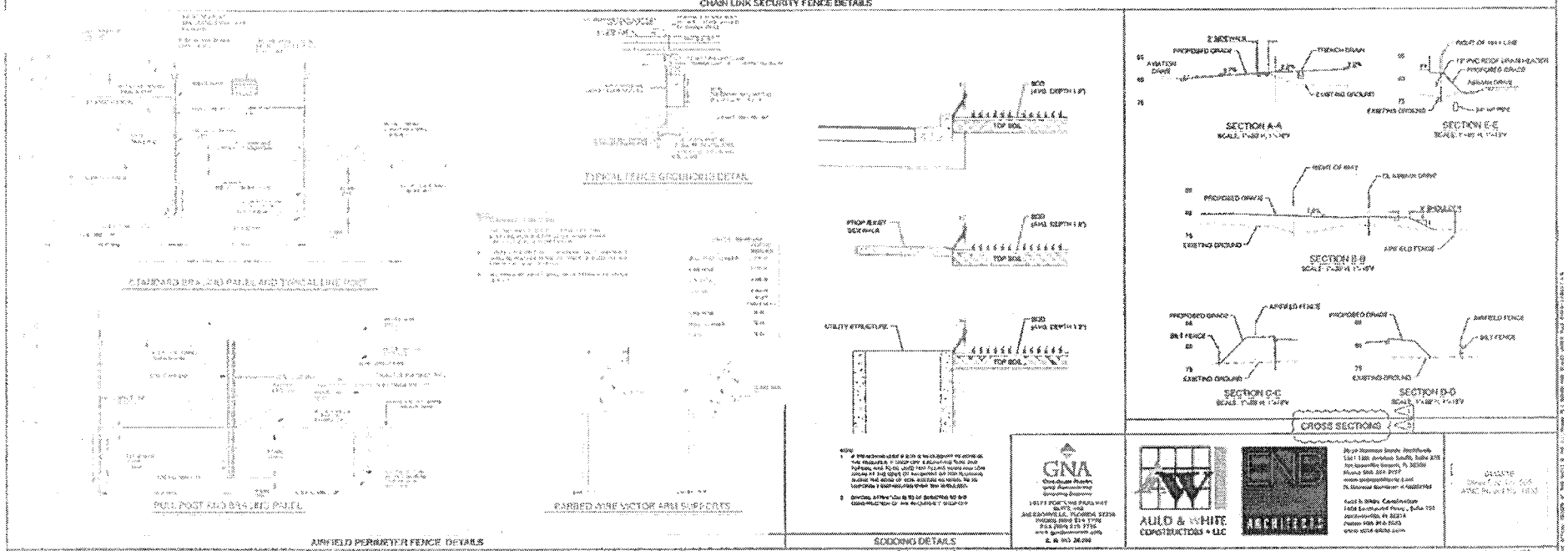


AIRFIELD PERIMETER FENCE DETAILS

SODDING DETAILS

GNA

AULD & WHITE CONSTRUCTORS • LLC

ARCHITECTS

| | | | | | |
|---|---|---|---|---|---|
| | | | | | |

CITY OF JACKSONVILLE, FLORIDA
DEPARTMENT OF PUBLIC WORKS

| DATE | DRAWN BY | PROJECT # |
|---|---|---|
| 5/15/2018 | JPM | CSB-0008-18 |

# FIRE STATION #73

8848 AVIATION AVENUE, JACKSONVILLE, FL

## CONSTRUCTION DETAILS

SHEET NO. C3.3

# INDEX OF DRAWINGS

| SHEET NO | NAME | ISSUE DATE | REVISION NO | REVISION DATE |
|---|---|---|---|---|
| | 01 GENERAL | | | |
| G0.1 | COVER SHEET | 05/15/18 | | |
| G0.2 | INDEX OF DRAWINGS | 05/15/18 | 4 | 01/02/19 |
| G0.3 | ABBREVIATIONS, DIRECTORY & GENERAL NOTES | 05/15/18 | | |
| | 02 LIFE SAFETY | | | |
| LS0.1 | BLDG & LIFE SAFETY CODE ANALYSIS | 05/15/18 | 1 | 07/23/18 |
| LS0.2 | LIFE SAFETY PLAN | 05/15/18 | 1 | 07/23/18 |
| | 03 CIVIL | | | |
| | COVER SHEET | 05/15/18 | | |
| | TOPOGRAPHIC SURVEY | 08/18/17 | 1 | 05/29/18 |
| C1.0 | GENERAL NOTES | 05/15/18 | 1 | 08/10/18 |
| C1.1 | GENERAL NOTES | 05/15/18 | 0 | 08/10/18 |
| C2.0 | EXISTING CONDITIONS AND DEMOLITION PLAN | 05/15/18 | 1 | 08/10/18 |
| C3.1 | GEOMETRY PLAN | 05/15/18 | 0 | 11/29/18 |
| C3.2 | PAVING, GRADING AND DRAINAGE PLAN | 05/15/18 | 1 | 11/29/18 |
| C3.3 | UTILITY PLAN | 05/15/18 | 1 | 10/17/18 |
| C3.0 | CONSTRUCTION DETAILS | 05/15/18 | 1 | 08/10/18 |
| C3.1 | CONSTRUCTION DETAILS | 05/15/18 | 1 | 08/10/18 |
| C3.2 | CONSTRUCTION DETAILS | 05/15/18 | 1 | 08/10/18 |
| C3.3 | CONSTRUCTION DETAILS | 05/15/18 | 0 | 11/29/18 |
| C3.4 | CONSTRUCTION DETAILS | 05/15/18 | 2 | 08/10/18 |
| C3.5 | MAINTENANCE OF TRAFFIC PLAN | 05/15/18 | 1 | 08/10/18 |
| C4.0 | STORMWATER POLLUTION PREVENTION PLAN | 05/15/18 | 1 | 08/10/18 |
| C4.1 | EROSION CONTROL DETAILS | 05/15/18 | 1 | 08/10/18 |
| C4.2 | EROSION CONTROL DETAILS | 05/15/18 | 2 | 08/10/18 |
| C4.3 | NPDES DETAIL SHEET #1 | 05/15/18 | 1 | 08/10/18 |
| C4.4 | NPDES DETAIL SHEET #2 | 05/15/18 | 1 | 08/10/18 |
| | 04 LANDSCAPING & IRRIGATION | | | |
| L1.3 | LANDSCAPE PLAN | 11/29/18 | | |
| L2.3 | LANDSCAPE DETAILS | 11/29/18 | | |
| L3.3 | LANDSCAPE DETAILS | 11/29/18 | | |
| IR1.2 | IRRIGATION PLAN | 11/29/18 | | |
| IR2.2 | IRRIGATION DETAILS | 11/29/18 | | |
| | 05 ARCHITECTURAL | | | |
| A0.1 | LEGEND | 05/15/18 | | |
| A1.1 | STORAGE / EXTRACTOR BUILDING | 05/15/18 | | |
| A1.2 | DUMPSTER ENCLOSURE | 05/15/18 | | |
| A2.1 | FLOOR PLAN | 05/15/18 | 1 | 07/23/18 |
| A2.2 | FLOOR PLAN - INTERIOR DIMENSIONS | 05/15/18 | | |
| A2.3 | REFLECTED CEILING PLAN | 05/15/18 | | |
| A2.4 | FURNITURE PLAN | 05/15/18 | | |
| A2.5 | ROOF PLAN | 05/15/18 | | |
| A3.1 | EXTERIOR ELEVATIONS | 05/15/18 | | |
| A3.2 | EXTERIOR ELEVATIONS | 05/15/18 | | |
| A4.1 | BUILDING SECTIONS | 05/15/18 | | |
| A4.2 | BUILDING SECTION | 05/15/18 | | |
| A4.3 | WALL SECTIONS | 05/15/18 | | |
| A4.4 | WALL SECTIONS & STORAGE/EXTRACTOR BUILDING SECTION | 05/15/18 | | |
| A5.1 | PARTITION SCHEDULE & GENERAL NOTES | 05/15/18 | 1 | 07/23/18 |
| A5.2 | PARTITION DETAILS | 05/15/18 | | |
| A5.3 | PARTITION DETAILS | 05/15/18 | | |
| A5.4 | TOILET & BATH ACCESSORIES SCHEDULE | 05/15/18 | | |
| A6.2 | ENLARGED PLANS | 05/15/18 | | |
| A6.3 | INTERIOR ELEVATIONS | 05/15/18 | | |
| A6.4 | INTERIOR ELEVATIONS | 05/15/18 | | |
| A6.5 | INTERIOR ELEVATIONS | 05/15/18 | | |
| A6.6 | INTERIOR ELEVATIONS | 05/15/18 | | |
| A6.7 | INTERIOR ELEVATIONS | 05/15/18 | | |
| A6.8 | INTERIOR ELEVATIONS | 05/15/18 | | |
| A6.9 | INTERIOR ELEVATIONS | 05/15/18 | | |
| A6.1 | DOOR & FRAME SCHEDULE | 05/15/18 | 1 | 07/23/18 |
| A6.7 | DOOR DETAILS | 05/15/18 | | |
| A6.8 | DOOR, STOREFRONT & WINDOW DETAILS | 05/15/18 | | |
| A6.9 | DOOR, STOREFRONT & WINDOW DETAILS | 05/15/18 | | |

| SHEET NO | NAME | ISSUE DATE | REVISION NO | REVISION DATE |
|---|---|---|---|---|
| A6.1 | ROOM FINISH SCHEDULE | 05/15/18 | | |
| A6.2 | FINISH LEGEND | 05/15/18 | | |
| A6.3 | ACCENT WALL PLAN | 05/15/18 | | |
| A10.1 | SIGNAGE PLAN, SCHEDULES & NOTES | 05/15/18 | | |
| A10.2 | SIGNAGE DETAILS | 05/15/18 | | |
| A10.3 | SIGNAGE DETAILS | 05/15/18 | | |
| A11.1 | EXTERIOR DETAILS | 05/15/18 | | |
| A11.2 | EXTERIOR DETAILS | 05/15/18 | | |
| A11.3 | EXTERIOR DETAILS | 05/15/18 | 1 | 07/23/18 |
| A11.4 | EXTERIOR DETAILS | 05/15/18 | | |
| A12.1 | INTERIOR DETAILS | 05/15/18 | 1 | 07/23/18 |
| A12.2 | INTERIOR DETAILS | 05/15/18 | | |
| A12.3 | INTERIOR DETAILS | 05/15/18 | | |
| | 06 STRUCTURAL | | | |
| S0.0 | LEGENDS AND SCHEDULES | 05/15/18 | | |
| S0.1 | GENERAL NOTES | 05/15/18 | | |
| S0.2 | GENERAL NOTES | 05/15/18 | | |
| S1.1 | FOUNDATION PLAN | 05/15/18 | | |
| S1.2 | SLAB PLAN | 05/15/18 | | |
| S1.3 | ROOF FRAMING PLAN | 05/15/18 | | |
| S1.4 | STORAGE/EXTRACTOR BUILDING PLANS | 05/15/18 | | |
| S2.1 | SECTIONS | 05/15/18 | 1 | 11/13/18 |
| S2.2 | SECTIONS | 05/15/18 | 2 | 10/17/18 |
| S4.1 | TILT-UP PANEL ELEVATIONS | 05/15/18 | 2 | 10/12/18 |
| S4.2 | TILT-UP PANEL ELEVATIONS | 05/15/18 | 2 | 10/12/18 |
| S4.3 | TILT-UP PANEL ELEVATIONS | 05/15/18 | | |
| S4.4 | TILT-UP PANEL ELEVATIONS | 05/15/18 | | |
| S4.5 | TILT-UP PANEL ELEVATIONS | 05/15/18 | | |
| S4.6 | TILT-UP PANEL ELEVATIONS | 05/15/18 | | |
| S5.1 | TYPICAL DETAILS | 05/15/18 | | |
| | 07 MECHANICAL | | | |
| M0.1 | MECHANICAL LEGEND | 05/15/18 | | |
| M0.2 | MECHANICAL PROJECT GENERAL NOTES | 05/15/18 | | |
| M2.1 | MECHANICAL SCHEDULES | 05/15/18 | | |
| M2.2 | MECHANICAL SCHEDULES | 05/15/18 | | |
| M3.1 | MECHANICAL PLAN | 05/15/18 | | |
| M3.2 | MECHANICAL ROOF PLAN | 05/15/18 | | |
| M5.1 | MECHANICAL DETAILS | 05/15/18 | | |
| M5.2 | MECHANICAL DETAILS | 05/15/18 | | |
| | 08 PLUMBING | | | |
| P0.1 | PLUMBING LEGEND AND GENERAL NOTES | 05/15/18 | | |
| P2.1 | PLUMBING SCHEDULES | 05/15/18 | | |
| P2.2 | PLUMBING SCHEDULES | 05/15/18 | | |
| P3.1 | PLUMBING SANITARY PLAN | 05/15/18 | | |
| P4.1 | PLUMBING WATER PLAN | 05/15/18 | 1 | 07/23/18 |
| P5.1 | PLUMBING DETAILS | 05/15/18 | | |
| P5.2 | PLUMBING DETAILS | 05/15/18 | | |
| P6.1 | PLUMBING RISERS | 05/15/18 | | |
| P6.2 | PLUMBING RISERS | 05/15/18 | | |

| SHEET NO | NAME | ISSUE DATE | REVISION NO | REVISION DATE |
|---|---|---|---|---|
| | 09 ELECTRICAL | | | |
| E0.1 | ELECTRICAL LEGEND & NOTES | 05/15/18 | 2 | 11/12/18 |
| E0.2 | ELECTRICAL LIGHTING FIXTURE SCHEDULE | 05/15/18 | | |
| E0.3 | ELECTRICAL SITE PLAN | 05/15/18 | | |
| E0.4 | ELECTRICAL SITE PHOTOMETRIC PLAN | 05/15/18 | | |
| E1.1 | ELECTRICAL LIGHTING PLAN | 05/15/18 | 2 | 11/12/18 |
| E1.2 | ELECTRICAL ROOF PLAN | 05/15/18 | | |
| E1.3 | ELECTRICAL ROOF PLAN NOTES & DETAILS | 05/15/18 | | |
| E2.1 | ELECTRICAL POWER PLAN | 05/15/18 | | |
| E3.1 | ELECTRICAL FIRE ALARM PLAN | 05/15/18 | | |
| E3.2 | ELECTRICAL FIRE ALARM DETAILS & NOTES | 05/15/18 | | |
| E4.1 | ELECTRICAL DETAILS | 05/15/18 | | |
| E4.2 | ELECTRICAL DETAILS | 05/15/18 | | |
| E4.3 | ELECTRICAL GENERATOR DETAILS | 05/15/18 | | |
| E5.1 | ELECTRICAL RISER DIAGRAM | 05/15/18 | | |
| E5.2 | ELECTRICAL RISER DIAGRAM | 05/15/18 | | |
| E5.3 | COMMUNICATIONS RISER DIAGRAM | 05/15/18 | | |
| E6.1 | ELECTRICAL SCHEDULES | 05/15/18 | | |
| ET1.0 | TELECOMMUNICATIONS NOTES & LEGEND | 05/15/18 | | |
| ET1.1 | TELECOMMUNICATIONS PLAN | 05/15/18 | | |
| ET1.2 | TELECOMMUNICATIONS DETAILS | 05/15/18 | | |
| | 10 FIRE PROTECTION | | | |
| FP0.1 | SPRINKLER SYSTEM ENGINEERING CRITERIA & FIRE PROTECTION SITE PLAN | 05/15/18 | | |
| FP0.2 | HAZARD CLASSIFICATION PLAN | 05/15/18 | | |

AULD & WHITE CONSTRUCTORS • LLC

ENB ARCHITECTS

01/02/19

G0.2

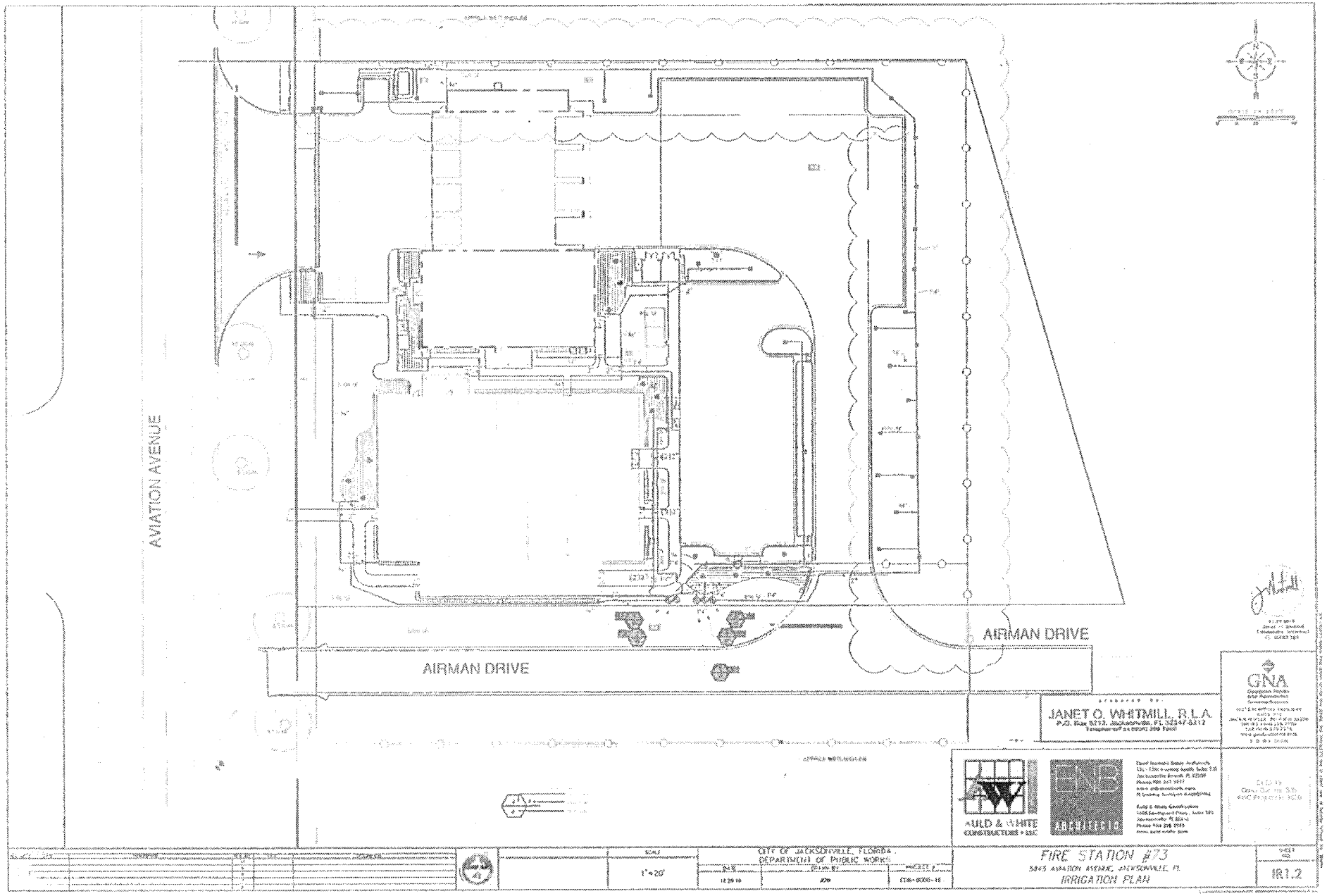
AVIATION AVENUE
AIRMAN DRIVE
AIRMAN DRIVE
JANET O. WHITMILL, B.L.A.
AULD & WHITE CONSTRUCTORS, LLC
ENB ARCHITECTS
GNA
CITY OF JACKSONVILLE, FLORIDA
DEPARTMENT OF PUBLIC WORKS
1" = 20'
FIRE STATION #73
5845 AVIATION AVENUE, JACKSONVILLE, FL
IRRIGATION PLAN
IR1.2

## IRRIGATION SCHEDULE

| [illegible] | [illegible] | [illegible] | [illegible] | [illegible] | [illegible] |
|---|---|---|---|---|---|
| [illegible] | [illegible] | [illegible] | [illegible] | [illegible] | [illegible] |
| [illegible] | [illegible] | [illegible] | [illegible] | [illegible] | [illegible] |
| [illegible] | [illegible] | [illegible] | [illegible] | [illegible] | [illegible] |
| [illegible] | [illegible] | [illegible] | [illegible] | [illegible] | [illegible] |
| [illegible] | [illegible] | [illegible] | [illegible] | [illegible] | [illegible] |
| [illegible] | [illegible] | [illegible] | [illegible] | [illegible] | [illegible] |
| [illegible] | [illegible] | [illegible] | [illegible] | [illegible] | [illegible] |

ALL IRRIGATION IS FROM WATER WELL
[illegible]

## WATERING SCHEDULE

| [illegible] | [illegible] | [illegible] | [illegible] | [illegible] | [illegible] |
|---|---|---|---|---|---|
| [illegible] | [illegible] | [illegible] | [illegible] | [illegible] | [illegible] |
| [illegible] | [illegible] | [illegible] | [illegible] | [illegible] | [illegible] |
| [illegible] | [illegible] | [illegible] | [illegible] | [illegible] | [illegible] |
| [illegible] | [illegible] | [illegible] | [illegible] | [illegible] | [illegible] |
| [illegible] | [illegible] | [illegible] | [illegible] | [illegible] | [illegible] |
| [illegible] | [illegible] | [illegible] | [illegible] | [illegible] | [illegible] |

ALL IRRIGATION IS FROM WATER WELL
[illegible]

## UNDERGROUND IRRIGATION SPECIFICATIONS

1.0 GENERAL

1.1 SUMMARY: Includes but not limited to:
A. Furnishing and installing complete systems as shown and in Contract Documents complete with all materials necessary for proper functioning.

1.2 SUBSTITUTION RESTRICTIONS:
A. Design Requirements:
1. Layout of Irrigation Heads:
a. Locations of heads shown on Drawings is approximate. Actual locations may vary slightly as necessary to achieve full head coverage without spraying onto buildings, walkways, roads, etc.

1.3 QUALITY ASSURANCE:
A. Regulatory Requirements:
1. Work and materials shall be in accordance with latest rules and regulations, and shall apply and satisfy to final work. Nothing in Plans or Specifications or in the Drawings shall prevent work being overlooking to these laws.
B. Pre-installation Conferences:
1. Meet with Owner and Construction Manager to discuss and clarify or resolve all requirements prior to commencing work of this Section.
C. Systems Requirements:
1. Water requirements or pressure will be determined as during existing field conditions.
2. Provide "Record" grid marks and drawings to Owner for permanent use. All irrigation equipment to be installed in Plan. Provide "Record" job sketch to be identical to Plan being those installed and field modified to be as built.
D. 1. Disconnection and extension of a new water supply for landscape plant as commencing installation.

1.4 SUBMITTALS
A. Provide Drawings:
1. Prepare an accurate as built drawing of underground irrigation system to be submitted prior to final acceptance. Drawing must include:
a. Detail and information showing the as during construction.
b. Submit one original and corresponding set upon in original Building Drawings.
2. Maintain as one set, one copy of Contract Documents set delivered at Owner's Construction and provide drawings.
3. Closing each each project "RED LINE RECORD COPY" and maintain as good condition the set of the Project and Architect and Owner.
4. As built drawing shall be clearly drawn.
5. Provide product technical data for all products, including pipe, valves, controllers and accessories.
6. Final drawings for approval and use for authorized work, and are and complete subsidiary and delivered at the Pre-Bid date Architect.
B. Instructional Material:
1. Provide instructional manual, which are complete instructions for system operation and maintenance.

1.5 PRODUCT DELIVERY:
A. During construction work and keep product materials from damage and prevent equipment to damage.

1.6 WARRANTY:
A. Warranty period 1 year, warranty requirements General Conditions, which include:
1. Complete system including pipe and fittings.
2. Piping and equipment, backwater and freezing damage, due to authorized or unauthorized backwater and 1 year following final acceptance.
3. System equipment to supply sufficient drainage to prevent equipment damage.

2.0 PRODUCTS

2.1 PIPE AND FITTINGS AND COPPER TUBING
A. Pipe shall be customarily and commercially manufactured and shall be free of defects, uniform quality and strength throughout.
B. Pipe:
1. Polyvinyl Chloride as indicated on plans.
2. Exposed Piping as indicated on plans.
3. Buried to 2" PVC pipe.
C. Fittings:
1. Schedule 40 PVC.
D. Bedding:
1. Schedule 40 PVC.

2.2 [illegible]
A. Excavation as indicated on plans, to depth as per length of water, [illegible] and discharge.

2.3 AUTOMATIC SPRINKLER SYSTEM
A. Sprinkler shall be of size and type as indicated on Drawings.
B. Flushing: [illegible]

2.4 VALVES
A. Exterior Valves:
1. Valve and shall be shown on Drawings.
B. Automatic Controller:
1. Model and size as shown on Drawings.

2.5 VALVE ACCESSORIES
A. Valve Boxes:
1. Provide at Valves, heavy duty valve box with locking lid in Landscape Architect approved color.
2. Do not install more than one (1) valve in a single box.
3. Valve Boxes shall be large enough for easy authorized maintenance of valves.

3.0 EXECUTION

3.1 PREPARATION:
A. Protection:
1. Care of others, damages to the fixtures during course of its work shall be repaired or replaced by original installer at the Contractor's expense.

3.2 INSTALLATION:
A. Excavating and Backfilling:
1. Grade excavation trenches to line (2") inches, and bring back to indicated depth by filling with fine non-rock type of sand.
2. Submit pipe from line and grade with line (2") inches of material specified or approved sand around. If pipe laid below line, place line (2") inches at the [illegible] pipe and backfilling pipe.

B. Installation of Plastic Pipe:
1. Install plastic pipe in a manner to provide for expansion and contraction as recommended by manufacturer.
2. Unless otherwise indicated on Drawings, install mains lines with a minimum cover of eighteen (18") inches based on finish grade. Install other lines with a minimum cover of twelve (12") inches based on finish grade.
3. Locate all sprinkler heads [illegible] (12") inches from building foundation. Install immediately adjacent to finished grade. Install so that outlet will be [illegible] above finished grade. Install [illegible] a minimum of [illegible] (4") inch [illegible] finished grade.
4. Drawings show arrangement of piping. Should not all possibilities indicated be interdependent, submit approval of Landscape Architect prior to proceeding with work.
5. Cut plastic pipe square. Remove burrs at cut ends prior to installation as [illegible] and [illegible] well detail.
6. Make solvent weld joints in the following manner:
a. Clean mating pipe and fitting with clean, dry cloth and apply one (1) coat of PVC primer as [illegible].
b. Apply another coat of PVC solvent to outside of pipe.
c. Apply second to fitting as quickly [illegible].
d. Promptly, a light twist of solvent to pipe and apply into socket and fitting.
e. Cure pipe or fitting a specified [illegible] as [illegible] from [illegible] of solvent and make sure pipe is secured for full depth of fitting socket.
f. Hold or position for [illegible] (15) seconds [illegible] or fitting enough to secure joint.
g. Wipe off excess solvent as [illegible] of fitting.
h. Do not use on solvents where [illegible] cleaning as [illegible] to cure as the [illegible] of pipe.
i. Allow joints to set at least 24 hours before applying pressure to PVC pipe.
7. Take times and connections with [illegible] tape.

C. Copper Valves and Connections:
1. Install [illegible] copper [illegible] and valves in accordance with manufacturer's recommendations and suitable for restricting [illegible] pipe.
2. Install valves in plastic boxes with reinforced heavy duty plastic covers. Locate valves per plan as shown on plan.
3. Install [illegible] valves in valve boxes positioned such that valve can be turned on without [illegible] or [illegible] [illegible] at valve box cover with [illegible] pipe.
4. Install all valve boxes over [illegible] (6") inches of gravel for drainage.

D. Sprinkler Heads:
1. Prep or the installation of sprinkler heads, spray [illegible] valves and vary full heads of valves to flush [illegible] system.
2. Fix sprinkler heads [illegible] to finish grade.
3. Set heads perfectly [illegible] to adjust and to develop [illegible] [illegible] and other garden [illegible] to [illegible].

E. Drainage:
1. Install [illegible] (12") [illegible] drainage [illegible] and [illegible] [illegible] with efficient [illegible].
2. Install drainage [illegible] [illegible] [illegible] [illegible].

3.3 ADJUSTMENT AND CLEANING
A. Adjust heads to [illegible] grade when built to [illegible] and [illegible] to allow [illegible] or without [illegible] [illegible]. Such [illegible] of heads shall be [illegible] of the [illegible] work will be [illegible] Charge to the Owner.
B. Adjust sprinkler heads for proper distribution and [illegible] [illegible] [illegible] [illegible] [illegible].
C. Adjust operating time of valves to provide proper [illegible] as [illegible] to [illegible].

3.4 DEMONSTRATION
A. Train operating [illegible] and equipment [illegible] Owner's [illegible] in operating [illegible] and [illegible].

END OF SECTION

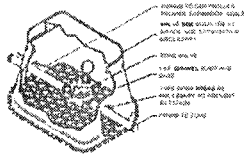

ZONE VALVE INSTALLATION DETAIL

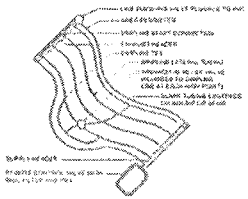

IRREGULAR AREA DIPLINE LAYOUT

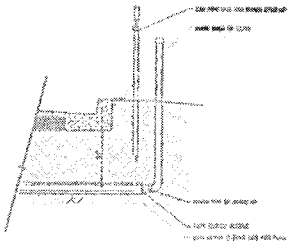

SLEEVING ROUGH-IN DETAIL

PREPARED BY
JANET O. WHITMILL, R.L.A.
P.O. Box 6212, Jacksonville, FL 32247-6212
Telephone/Fax (904) 388 7888

GNA
Gaudinier Nelson and Associates
Consulting Engineers

AULD & WHITE CONSTRUCTORS • LLC

ENB ARCHITECTS

| REVISIONS | | | |
|---|---|---|---|
| [illegible] | [illegible] | [illegible] | [illegible] |

SCALE: 1" = 20'

CITY OF JACKSONVILLE, FLORIDA
DEPARTMENT OF PUBLIC WORKS

| DATE | DESIGNED | PROJECT # |
|---|---|---|
| 11-20-18 | JOW | ECM-00008-16 |

FIRE STATION #73
3843 ATLANTIC AVENUE, JACKSONVILLE, FL
IRRIGATION DETAILS

SHEET NO.
IR2.2

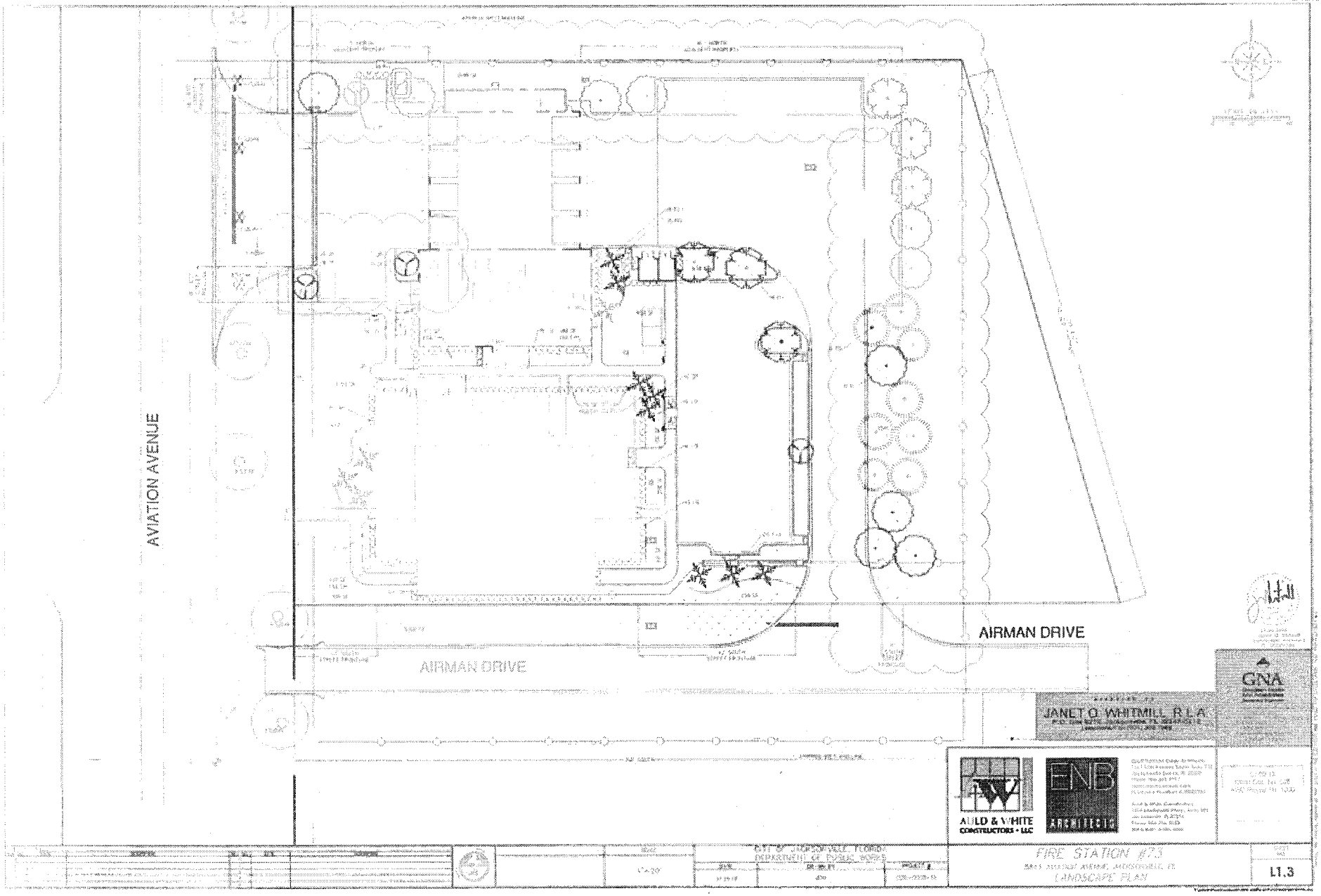
AVIATION AVENUE
AIRMAN DRIVE
AIRMAN DRIVE
JANET O. WHITMILL, R.L.A.
GNA
AULD & WHITE CONSTRUCTORS • LLC
ENB ARCHITECTS
CITY OF JACKSONVILLE, FLORIDA
DEPARTMENT OF PUBLIC WORKS
FIRE STATION #73
LANDSCAPE PLAN
L1.3

## PLANTING NOTES

| | | | | | |
|---|---|---|---|---|---|
| | | | | | |

MULCH: PINE BARK NUGGETS (LESS THAN 8" DIAMETER)

SOD: BAHIAGRASS NATIVE TO ARGENTINE BRANCH AREA ONLY
SOD ALL DISTURBED AREAS OR GREATER, 10' FROM EDGE AND ALL DISTURBED AREA. COORDINATE FURTHER GRASSING WITH GENERAL CONTRACTOR
SELECTED SOD SPECIES MUST BE ALL CURRENT LANDSCAPE AND IRRIGATION REQUIREMENTS. ANY VARIABLE WILL REQUIRE COMPARTMENT APPROVAL

PLANT LIST LEGEND: NATIVE TO FLORIDA (MUST BE NEIGHBORHOODS ONLY) FL = FLORIDA FRIENDLY, WW = WATER WISE (W.R.)
ONE = ONE GUARANTEED ELECTRIC RECEPTACLE PLANTED (E.R.)

1-800-432-4770
CALL 48 HOURS BEFORE YOU DIG

### LEGEND

- TREE TO BE REMOVED
- TREE TO BE PRESERVED W/ BARRICADE

| | | | | | |
|---|---|---|---|---|---|
| | | | | | |

| | | | |
|---|---|---|---|
| | | | |

NOTE
ALL WORK PERFORMED WITHIN THE EASEMENT OR A PUBLIC RIGHT-OF-WAY REQUIRES A SEPARATE PERMIT BY THE DEPT. OF PUBLIC WORKS. PROVIDE A MIN. 3' CLEARANCE FROM THE EDGE OF PAVEMENTS TO ANY MAIN STRUCTURE, WALK AS PRACTICAL. TRANSFORMERS, VALVES, ETC. TO MAINTAIN WALK CLEARANCE.
CONTACT SERVICE AND ANY OTHER GOVERNMENTAL AGENCIES PRIOR TO WORK IN JURISDICTIONAL AREAS.

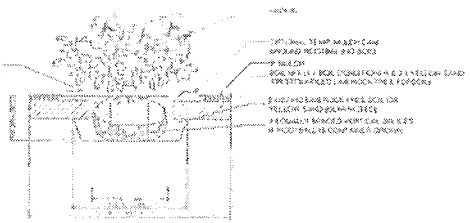


SHRUB PLANTING DETAIL

PREPARED BY:
JANET O. WHITMILL, R.L.A.
P.O. Box 6212, Jacksonville, FL 32247-6212
Telephone/Fax (904) 268 7608

GNA
Gresham, Smith and Associates
Building Engineers

AULD & WHITE CONSTRUCTORS • LLC

ENB ARCHITECTS

Dave Berman Realty Architects
1301 East Adams Street, Suite 200
Jacksonville Beach, FL 32250
Phone 904 241 4947
Architect Director AAA0007116

Auld & White Constructors
1408 Southpoint Pkwy., Suite 101
Jacksonville FL 32216
Phone 904 296 7942
www.auldandwhite.com

01/02/14
Sitter Div. Fin. Ser.
AOK, Pg. 11 No. 11021

| | | | | | | |
|---|---|---|---|---|---|---|
| | | | | | | |

SCALE: 1" = 20'

CITY OF JACKSONVILLE, FLORIDA
DEPARTMENT OF PUBLIC WORKS

DATE: 01 29 14 | DRAWN BY: JOK | PROJECT #: FDB-13038-14

FIRE STATION #73
5845 AVIATION AVENUE, JACKSONVILLE, FL
LANDSCAPE DETAILS

SHEET NO. L2.3

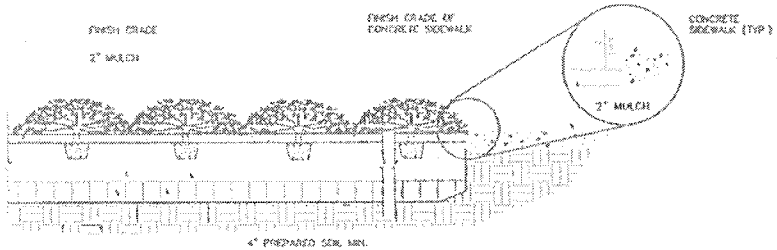


4" PREPARED SOIL MIN.

ROTO TILL 2" EXISTING SOIL INTO 4" OF PREPARED SOIL AFTER EXCAVATION OF BED TAMPED TO PREVENT SETTLEMENT

WATER WHEN PLANTING TO ELIMINATE VOIDS

SUBGRADE

NOTE:
PLANT GROUND COVER USING TRIANGULAR SPACING

GROUND COVER PLANTING DETAIL
NTS.

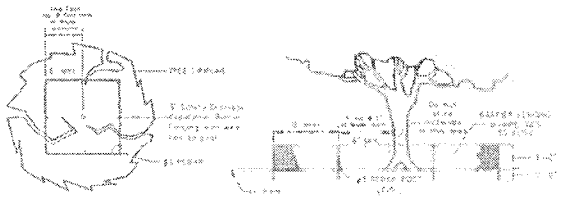


TREE PROTECTION FENCING DETAIL

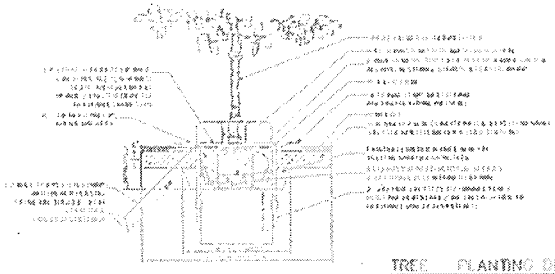

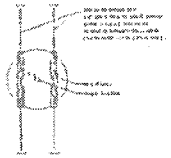

TREE PLANTING DETAIL


PREPARED BY:
JANET O. WHITMILL, R.L.A.
P.O. Box 6212, Jacksonville, FL 32236-6212
Telephone/Fax (904) 268-7868


GNA
Greenleaf Smith Grist Architectural
Planning Engineer

AULD & WHITE CONSTRUCTORS • LLC

E B ARCHITECTS

| | | | | | | |
|---|---|---|---|---|---|---|
| | | | | SCALE 1"=20' | CITY OF JACKSONVILLE, FLORIDA DEPARTMENT OF PUBLIC WORKS DATE 11-23-16 DRAWN BY JPW PROJECT # CDB-0008-15 | FIRE STATION #73 5645 ARLINGTON AVENUE, JACKSONVILLE, FL LANDSCAPE DETAILS | SHEET NO. L3.3 |

EXHIBIT D-3

TO: Mr. Scott Brady
Ebert Norman Brady Architects
1361 13th Avenue South, Ste. 230
Jacksonville Beach, FL 32250
sbrady@enbarchitects.com

**RFI#:** 7

PROJECT: Fire Station No. 73 Cecil Field
AWC Project Number: 1600-

DATE: 11/14/2018

DATE INFORMATION REQUIRED: **11/19/2018**

Category:

- Information Not Shown On Contract Documents
- Interpretation Of Contract Documents
- Conflict In Contract Requirements
- Coordination Issue

Reference:

- Contract Drawing Ref:
- Submittal Ref:
- Specification Ref:
- Other: Email

Subject: Fencing Gap for Cecil Airport

Information Requested:

Please view the email comment from Tim Cox with Cecil Airport. Please advise if the 10' gap between the Airport Fencing and Trees will be required. If so, please make the adjustment to the Civil Drawings.

Contractor Suggestion:

Reply: City 656 Part 12 landscape codes require one tree every 50' of property line. Trees Trees may be relocated accordingly. Janet O Whitmill

Pending Your Reply We Are Proceeding As Follows:
Awaiting your direction.

By: James Durkin
James Durkin, Project Manager

Cc: Ms. Brittney Bushey, Auld & White Constructors, LLC

EXHIBIT D-3

## James Durkin

**From:** Christopher Lewis <clewis@via-cs.com>
**Sent:** Wednesday, October 31, 2018 7:57 AM
**To:** James Durkin
**Cc:** Kenny Geisendorff; Weinstein, Daryl; Kathleen Gilead
**Subject:** FW: Station 73 Landscaping / Fence Setback

James,

Please see the email below in regards to our landscape inquiries with tree/fence locations and the types of plant/trees being questioned. Let me know what your thoughts are and if you have any questions.

Thanks,

Chris Lewis, P.E.
Project Administrator
VIA Consulting Services, Inc. (DBE)
1560 Capital Circle NW, Suite 20
Tallahassee, Fl. 32303
904-477-0999 (cell)
904-783-9842 (office)

**From:** Tim Cox [mailto:tim.cox@cecilairport.com]
**Sent:** Tuesday, October 30, 2018 11:40 AM
**To:** Christopher Lewis <clewis@via-cs.com>
**Cc:** Kelly Dollarhide <kelly.dollarhide@cecilairport.com>; Chris West <chris.west@cecilairport.com>; Audiejohn Posadas <audiejohn.posadas@cecilairport.com>; Richard Tait <richard.tait@cecilairport.com>; larryap18@gmail.com
**Subject:** Station 73 Landscaping / Fence Setback

Good afternoon Chris, below are the recommendations from our wildlife Biologist. I also would like to confirm the distance between the perimeter trees and Fenceline. The 10-foot gap between the trees and the fence line is what we need with the trees on the Station 73 side not the airfield side of the fence. If you have any questions please give us a call.

Live oak and sabal palm both can be pretty attractive to birds and mammals, but in a landscape situation they are less of an attraction problem than they would be when considering them as part of a natural existing habitat. The holly is different. Hollies often attract winter migrants in large numbers for short periods of time, especially Cedar waxwings and American robins. If the Hollies are males they can be utilized, males won't produce fruit. If the Holies cannot be procured as males would replace the hollies with crepe myrtles or something similar.

EXHIBIT D-3

**Tim Cox**
Cecil Airport Operations / Spaceport Specialist
www.flyjacksonville.com
Phone 904.573.1607 | Cell 904.238-8340 (NEW)
13365 Simpson Way • Jacksonville • FL • 32221

Cecil Airport | Cecil Spaceport

Please note that under Florida's very broad public records law, e-mail communication to and from the Jacksonville Aviation Authority is subject to public disclosure.

EXHIBIT D-3

TO: Mr. Scott Brady
Ebert Norman Brady Architects
1361 13th Avenue South, Ste. 230
Jacksonville Beach, FL 32250
sbrady@enbarchitects.com

**RFI#:** 8

PROJECT: Fire Station No. 73 Cecil Field
AWC Project Number: 1600-

DATE: 11/14/2018

DATE INFORMATION REQUIRED: **11/19/2018**

Category:

- ____ Information Not Shown On Contract Documents
- ____ Interpretation Of Contract Documents
- ____ Conflict In Contract Requirements
- ____ Coordination Issue

Reference:

- Contract Drawing Ref: L2.3
- Submittal Ref:
- Specification Ref:
- Other: Email

Subject: Landscape Review by Cecil Airport

Information Requested:

Please view the email comment from Tim Cox with Cecil Airport. Please advise if the Hollies need to be replaced with a different tree species to avoid birds near the airport.

Contractor Suggestion:

Reply: The landscape and irrigation drawings have been revised in response to the comments and have been issued with ASI 04 (01/02/19). The revisions included revising the layout of the airfield fencing and trees to provide the required 10-ft separation. In addition, the Shillings Holly was replaced with Coontie. [Scott Brady - ENB Architects 01/02/19]

Pending Your Reply We Are Proceeding As Follows:
Awaiting your direction.

By: _____

Cc: Ms. Brittney Bushey, Auld & White Constructors, LLC

EXHIBIT D-3

**James Durkin**

**From:** Christopher Lewis <clewis@via-cs.com>
**Sent:** Wednesday, October 31, 2018 7:57 AM
**To:** James Durkin
**Cc:** Kenny Geisendorff; Weinstein, Daryl; Kathleen Gilead
**Subject:** FW: Station 73 Landscaping / Fence Setback

James,

Please see the email below in regards to our landscape inquiries with tree/fence locations and the types of plant/trees being questioned. Let me know what your thoughts are and if you have any questions.

Thanks,

Chris Lewis, P.E.
Project Administrator
VIA Consulting Services, Inc. (DBE)
1560 Capital Circle NW, Suite 20
Tallahassee, Fl. 32303
904-477-0999 (cell)
904-783-9842 (office)

**From:** Tim Cox [mailto:tim.cox@cecilairport.com]
**Sent:** Tuesday, October 30, 2018 11:40 AM
**To:** Christopher Lewis <clewis@via-cs.com>
**Cc:** Kelly Dollarhide <kelly.dollarhide@cecilairport.com>; Chris West <chris.west@cecilairport.com>; Audiejohn Posadas <audiejohn.posadas@cecilairport.com>; Richard Tait <richard.tait@cecilairport.com>; larryap18@gmail.com
**Subject:** Station 73 Landscaping / Fence Setback

Good afternoon Chris, below are the recommendations from our wildlife Biologist. I also would like to confirm the distance between the perimeter trees and Fenceline. The 10-foot gap between the trees and the fence line is what we need with the trees on the Station 73 side not the airfield side of the fence. If you have any questions please give us a call.

Live oak and sabal palm both can be pretty attractive to birds and mammals, but in a landscape situation they are less of an attraction problem than they would be when considering them as part of a natural existing habitat. The holly is different. Hollies often attract winter migrants in large numbers for short periods of time, especially Cedar waxwings and American robins. If the Hollies are males they can be utilized, males won't produce fruit. If the Holies cannot be procured as males would replace the hollies with crepe myrtles or something similar.

EXHIBIT D-3

**Tim Cox**
Cecil Airport Operations / Spaceport Specialist
www.flyjacksonville.com
Phone 904.573.1607 | **Cell 904.238-8340 (NEW)**
13365 Simpson Way • Jacksonville • FL • 32221

Please note that under Florida's very broad public records law, e-mail communication to and from the Jacksonville Aviation Authority is subject to public disclosure.

EXHIBIT D-3

**ENGINEERS EXTRA WORK ESTIMATE (Add 1" Conduit, Delete Gate)**

PROJECT: Fire Station #73
Contract #: 9182-03
SUBJECT: CO #2
DATE: 12-Mar-19
ESTIMATED QUANTITY: 1 LS

| LABOR ITEM | QTY. | UNIT | RATE | TOTAL | REMARKS |
|---|---|---|---|---|---|
| | | | | $ - | |
| | | | | $ - | |
| SUB TOTAL | | | | $0.00 | |
| BURDEN | | % | | $0.00 | |
| Subtotal | | | | $0.00 | |
| Markup | | % | | $0.00 | |
| TOTAL LABOR | | | | $0.00 | |

| EQUIPMENT ITEM | QTY. | UNIT | RATE | TOTAL | REMARKS |
|---|---|---|---|---|---|
| | | | | $ - | |
| | | | | $ - | |
| SUB TOTAL | | | | $0.00 | |
| MARKUP | | % | | $0.00 | |
| TOTAL EQUIPMENT | | | | $0.00 | |

| MATERIAL ITEM | | | | | REMARKS |
|---|---|---|---|---|---|
| SUB TOTAL | | | | $0.00 | |
| TAX | | % | | $0.00 | |
| SUB TOTAL | | | | $0.00 | |
| MARKUP | | % | | $0.00 | |
| TOTAL MATERIALS | | | | $0.00 | |

| SUBCONTRACT | QTY. | UNIT | RATE | TOTAL | REMARKS |
|---|---|---|---|---|---|
| 1" Conduit, F&I, Open Trench | 800.00 | LF | $ 6.76 | $ 5,408.00 | See Backup |
| Credit for Aluminum Gate | -1.00 | EA | $4,000.00 | $ (4,000.00) | See Backup |
| SUB TOTAL | | | | $1,408.00 | |
| Markup | 10 | % | | $140.80 | |
| TOTAL SUBCONTRACT | | | | $1,548.80 | |

| | | |
|---|---|---|
| TOTAL WORK ORDER | | $1,548.80 |
| Subtotal Amount | | $1,548.80 |
| Bond Markup | 0.9 % | $13.94 |
| Builders Risk | 0.58 % | $8.98 |
| Overhead and Profit | 7.5 % | $116.16 |
| TOTAL WORK ORDER | | $1,562.74 |

TOTAL COMPENSATION $1,562.74

Prepared By: Dominic Ciadelli
Dominic Ciadelli
Project Administrator
VIA Consulting Services

Date: 3/12/2018

**Florida Department of Transportation**
**Item Average Unit Cost**
**From 2018/02/01 to 2019/01/31**

Contract Type: CC STATEWIDE
Displaying: VALID ITEMS WITH HITS
From: 0102 1 To: 9999999

| Item | No. of Conts | Weighted Average | Total Amount | Total Quantity | Unit Meas | Obs? | Description |
|---|---|---|---|---|---|---|---|
| 0550 60212 | 2 | $1,246.99 | $6,234.97 | 5.000 | EA | N | FENCE GATE,TYP B,SGL,6.1-12.0' OPENING |
| 0550 60214 | 1 | $2,000.00 | $2,000.00 | 1.000 | EA | N | FENCE GATE,TYP B,SGL,18.1-20.0' OPENING |
| 0550 60222 | 4 | $2,212.50 | $17,700.00 | 8.000 | EA | N | FENCE GATE,TYP B, DBL, 6.1-12.0' OPENING |
| 0550 60223 | 1 | $1,050.00 | $1,050.00 | 1.000 | EA | N | FENCE GATE,TYP B, DBL,12.1-18.0' OPENING |
| 0550 60224 | 5 | $1,501.82 | $25,531.00 | 17.000 | EA | N | FENCE GATE,TYP B, DBL,18.1-20.0' OPENING |
| 0550 60225 | 4 | $2,461.80 | $14,770.80 | 6.000 | EA | N | FENCE GATE,TYP B, DBL, 20.1-24' OPENING |
| 0550 60232 | 3 | $2,513.70 | $183,500.00 | 73.000 | EA | N | FENCE GATE,TYP B,SLIDE/CANT,6.1-12'OPEN |
| 0550 60233 | 2 | $3,252.67 | $6,505.33 | 2.000 | EA | N | FENCE GATE,TYP B,SLIDE/CANT,12.1-18'OPEN |
| 0550 60234 | 1 | $1,749.52 | $5,248.56 | 3.000 | EA | N | FENCE GATE,TYP B,SLIDE/CANT,18.1-20'OPEN |
| 0550 60235 | 4 | $3,929.73 | $145,400.00 | 37.000 | EA | N | FENCE GATE,TYP B,SLIDE/CANT,20.1-24'OPEN |
| 0550 60236 | 1 | $4,000.00 | $4,000.00 | 1.000 | EA | N | FENCE GATE,TYP B,SLIDE/CANT,24.1-30'OPEN |
| 0550 60237 | 1 | $8,230.00 | $8,230.00 | 1.000 | EA | N | FENCE GATE,TYP B,SLI CANT, > THAN 30' |
| 0550 60400 | 1 | $3,227.80 | $6,455.60 | 2.000 | EA | N | FENCE GATE, RESET EXISTING |
| 0561 2 | 13 | $1,786.64 | $11,733,552.26 | 6,567.400 | TN | N | COATING EXISTING STRUCTURAL STEEL |
| 0561 2 | 2 | $71.11 | $405,300.00 | 5,700.000 | SF | N | COATING EXISTING STRUCTURAL STEEL |
| 0562 4 | 1 | $.46 | $21,759.84 | 47,304.000 | SF | N | ANTI-GRAFFITI COATING, NON-SACRIFICIAL |
| 0570 1 1 | 33 | $1.41 | $6,918,937.31 | 4,916,278.000 | SY | N | PERFORMANCE TURF |
| 0570 1 2 | 188 | $2.95 | $20,312,048.49 | 6,880,557.000 | SY | N | PERFORMANCE TURF, SOD |
| 0571 1 11 | 10 | $3.79 | $228,268.80 | 60,176.000 | SY | N | PLASTIC EROSION MAT, TRM, TYPE 1 |
| 0571 1 12 | 4 | $5.91 | $213,711.40 | 36,132.000 | SY | N | PLASTIC EROSION MAT, TRM, TYPE 2 |
| 0571 1 13 | 5 | $11.48 | $52,478.36 | 4,572.000 | SY | N | PLASTIC EROSION MAT, TRM, TYPE 3 |
| 0580 1 1 | 8 | $42,361.00 | $423,610.00 | 10.000 | LS | N | LANDSCAPE COMPLETE- SMALL PLANTS |
| 0580 1 2 | 12 | $65,242.14 | $913,390.00 | 14.000 | LS | N | LANDSCAPE COMPLETE- LARGE PLANTS |
| 0580 2 1 | 3 | $520.49 | $11,971.16 | 23.000 | EA | N | LANDSCAPE- RELOCATE TREE, PALMS <14' |
| 0580 2 2 | 6 | $1,250.31 | $451,360.61 | 361.000 | EA | N | LANDSCAPE- RELOCATE TREE, PALMS >14' |
| 0580 2 5 | 2 | $2,650.00 | $31,800.00 | 12.000 | EA | N | LANDSCAPE- RELOCATE TREE, TREES >5" |
| 0580 2 7 | 2 | $469.58 | $5,635.00 | 12.000 | EA | N | LANDSCAPE- RELOCATE TREE, PALMS <14' SAB |
| 0580 2 8 | 3 | $366.01 | $54,170.00 | 148.000 | EA | N | LANDSCAPE- RELOCATE TREE, PALMS >14' SAB |
| 0590 1 | 3 | $34,050.00 | $102,150.00 | 3.000 | EA | N | LANDSCAPE IRRIGATION SYSTEM |
| 0590 70 | 4 | $18,255.00 | $73,020.00 | 4.000 | LS | N | IRRIGATION SYSTEM |
| 0590 70 1 | 6 | $19,167.22 | $115,003.33 | 6.000 | LS | N | IRRIGATION SYSTEM REPAIRS |
| 0630 2 11 | 125 | $6.76 | $8,623,581.32 | 1,276,454.000 | LF | N | CONDUIT, F& I, OPEN TRENCH |
| 0630 2 12 | 138 | $18.69 | $11,890,681.65 | 636,326.000 | LF | N | CONDUIT, F& I, DIRECTIONAL BORE |
| 0630 2 14 | 32 | $15.27 | $429,084.36 | 28,102.000 | LF | N | CONDUIT, F& I, ABOVEGROUND |
| 0630 2 15 | 18 | $18.22 | $928,014.45 | 50,925.000 | LF | N | CONDUIT, F& I, BRIDGE MOUNT |
| 0630 2 16 | 5 | $8.41 | $1,096,044.32 | 130,346.000 | LF | N | CONDUIT, F& I, EMBEDDED- BARR./RAILINGS |
| 0630 2 25 | 1 | $55.00 | $16,720.00 | 304.000 | EA | N | CONDUIT, F&I, ROUTE MARKER 437991-1- |
| 0632 7 1 | 82 | $5,167.60 | $1,369,415.03 | 265.000 | PI | N | SIGNAL CABLE- NEW OR RECO, FUR & INSTALL |
| 0632 7 2 | 26 | $4.44 | $178,903.21 | 40,266.000 | LF | N | SIGNAL CABLE, REPAIR/REPL-FUR & INSTALL |
| 0632 7 6 | 40 | $797.35 | $103,655.90 | 130.000 | PI | N | SIGNAL CABLE, REMOVE- INTERSECTION |

AULD & WHITE
CONSTRUCTORS · LLC

EXHIBIT D-3

3/10/2019

**Re:** Fire Station No. 73 Cecil Field
AWC Project Number: 1600-

Mr. Daryl Weinstein
City of Jacksonville
214 North Hogan Street, 10th Floor
Jacksonville, FL 32202

Dear Mr. Weinstein:

Please accept this letter as our Proposed Change Order No. 2 for the following additional work:

Furnish all labor, material and equipment necessary to properly complete the 1" Conduit from Fire Station No. 73 to the Cecil Airport Gate located at the East end of Airman Drive - Gate 73. Credit to delete the Cecil Airport Gate - Gate 73. All future Gate requirements for Power, Low Voltage, Security, etc. will be handled by Cecil Airport.

Notes:
1. The estimated time P.C.O. No. 2 as indicated above will add to the original construction duration is zero (0) days.
2. AWC reserves the right to request additional time and money due to the cumulative effect of all pending changes.
3. This P.C.O. must be approved no later than Friday, March 15, 2019 to minimize any future delays to the project.

TOTAL AMOUNT OF THIS PROPOSED CHANGE NO. 2.....**$-1,006.00**

Please indicate your approval and Owner's acceptance by signing in the space provided below and return one (1) copy for our files. Upon acceptance of same, we will prepare a Change Order for execution.

Sincerely,

James Durkin

James Durkin
Project Manager

c:

Attachments

ACCEPTED:

City of Jacksonville

BY: _____

AULD & WHITE
CONSTRUCTORS · LLC

EXHIBIT D-3

DATE: _____

EXHIBIT D-3

# Change Order Request

Auld & White Constructors, LLC
4168 Southpoint Parkway, Suite 101
Jacksonville, FL 32216
Phone: 904-296-2555

**Owner :** City of Jacksonville
214 N. Hogan Street, 10th Floor
Jacksonville, FL 32202

**Project:** 1600- Fire Station No. 73 Cecil Field
5845 Aviation Avenue
Jacksonville, FL 32221

**Change Order Request # : 2 - Deletion of Airman Gate - Cecil Airport**

| Phase | Description | Cost Type | Est Unit # | UM | Est Unit Cost | Estimated Cost |
|---|---|---|---|---|---|---|
| 02710. | FENCE & GATES | 2 SUB | 0.00 | LS | 0.00 $ | -3,200.00 |
| 16011. | ELECTRICAL SUBCONTRACT | 2 SUB | 0.00 | LS | 0.00 $ | 2,000.00 |

| | | |
|---|---|---|
| **Bond** | 0.90% | 20.00 |
| **Builders Risk** | 0.00% | 12.00 |
| **Labor Burden** | 53.00% | 0.00 |
| **Misc Tools & Equipment** | 0.00% | 0.00 |
| **Overhead and Profit** | 7.50% | 152.00 |
| **Printing Costs** | 0.00% | 10.00 |
| **Sales Tax** | 7.00% | 0.00 |
| | **Total For Change Order** | **($1,006.00)** |

Approved By: City of Jacksonville

Signed: _____

Date: _____

Submitted By: Auld & White Constructors, LLC

Signed: _____

Date: _____

EXHIBIT D-3

# Newsom Fence Co. Inc.


3953 Kelly Street
Jacksonville, Florida 32207
Phone (904) 733-9374
Fax (904) 730-2759
bsteele@newsomfence.com


NAME Auld-White Constructors
ADDRESS
CITY/ST
Q or O

DATE 2/21/2019
P.O. NO.
INVOICE NO.

| QUANITY | Please Quote | QUANITY SHIPPED | UNIT PRICE | TOTAL |
|---|---|---|---|---|
| | Credit for aluminum Gate at Cecil Fire Station | | | |
| | | | | |
| | Material Cost for Gate | 1 | $3,000.00 | $3,000.00 |
| | | | | |
| | Labor for installation | 1 | $200.00 | $200.00 |
| | | | TOTAL | $3,200.00 |

Alligood Electric Company, Inc.

Alligood Electric Company Inc. EC-1769
1835 East-West Parkway, Suite 8
Fleming Island, FL 32003

P: (904) 264-5511
F: (866) 610-1481
www.alligoodelectric.com

EXHIBIT D-3

March 8, 2019

James Durkin
Auld & White Constructors
4168 Southpoint Parkway, Suite 101
Jacksonville, FL 32216

RE: 911 Backup Call Center

Mr. Durkin,

We have prepared a cost breakdown for additional work on the above referenced project. Per your contract, this work will not proceed until a written change is received by our office. The scope, material, labor, and profit are broken down for your use and review. Please contact me if you believe we have misinterpreted the scope of work. The breakdown is as follows:

| Scope of Work: |
|---|
| Provide 1" conduit from Fire Station to back gate. |

| Item | Amount |
|---|---|
| Material | $818.18 |
| Labor | $1,000.00 |
| Profit | $181.82 |

| | |
|---|---|
| Total Change Amount | $2,000.00 |

Thank you for the opportunity to provide additional work for this project. We look forward to successfully completing the project with you.

Sincerely,

Keith Alligood, President

**ENGINEERS EXTRA WORK ESTIMATE (Storm Structiure)**

PROJECT: Fire Station #73
Contract #: 9182-03
SUBJECT: CO #4
DATE: 12-Mar-19
ESTIMATED QUANTITY: 1 LS

| LABOR ITEM | QTY. | UNIT | RATE | TOTAL | REMARKS |
|---|---|---|---|---|---|
| | | | | $ - | |
| | | | | $ - | |
| SUB TOTAL | | | | $0.00 | |
| BURDEN | | % | | $0.00 | |
| Subtotal | | | | $0.00 | |
| Markup | | % | | $0.00 | |
| TOTAL LABOR | | | | $0.00 | |

| EQUIPMENT ITEM | QTY. | UNIT | RATE | TOTAL | REMARKS |
|---|---|---|---|---|---|
| Trench Box | 1 | LS | 2880 | $ 2,880.00 | |
| | | | | $ - | |
| SUB TOTAL | | | | $2,880.00 | |
| MARKUP | | % | | $0.00 | |
| TOTAL EQUIPMENT | | | | $2,880.00 | |

| MATERIAL ITEM | | | | | REMARKS |
|---|---|---|---|---|---|
| 54" RCP restock | 16.00 | LF | $ 39.18 | $626.93 | |
| SUB TOTAL | | | | $626.93 | |
| TAX | | % | | $0.00 | |
| SUB TOTAL | | | | $626.93 | |
| MARKUP | 10 | % | | $62.69 | |
| TOTAL MATERIALS | | | | $689.62 | |

| SUBCONTRACT | QTY. | UNIT | RATE | TOTAL | REMARKS |
|---|---|---|---|---|---|
| Mobilization | 1.00 | LS | $ 4,600.00 | $ 4,600.00 | |
| RCP 72" install | 16.00 | LF | $ 372.81 | $ 5,964.96 | See Backup |
| ST-9 new install | 1.00 | EA | $ 8,198.90 | $ 8,198.90 | See Backup |
| Concrete Cutting | 1.00 | LS | $ 500.00 | $ 500.00 | |
| SUB TOTAL | | | | $19,263.86 | |
| Markup | 10 | % | | $1,926.39 | |
| TOTAL SUBCONTRACT | | | | $21,190.25 | |

| | | |
|---|---|---|
| TOTAL WORK ORDER | | $24,759.87 |
| Subtotal Amount | | $24,759.87 |
| Bond Markup | 0.9 % | $222.84 |
| Builders Risk | 0.58 % | $143.61 |
| Overhead and Profit | 7.5 % | $1,856.99 |
| TOTAL WORK ORDER | | $26,983.30 |

TOTAL COMPENSATION $26,983.30

Prepared By: Dominic Ciacelli
Dominic Ciacelli
Project Administrator
VIA Consulting Services

Date: 3/12/2018

**Florida Department of Transportation**
**Item Average Unit Cost**
**From 2018/02/01 to 2019/01/31**

Contract Type: CC STATEWIDE
Displaying: VALID ITEMS WITH HITS
From: 0102 1 To: 9999999

| Item | No. of Conts | Weighted Average | Total Amount | Total Quantity | Unit Meas | Obs? | Description |
|---|---|---|---|---|---|---|---|
| 0430175118 | 91 | $74.15 | $18,474,369.13 | 249,150.000 | LF | N | PIPE CULV, OPT MATL, ROUND, 18"S/CD |
| 0430175124 | 71 | $78.88 | $15,111,969.78 | 191,589.000 | LF | N | PIPE CULV, OPT MATL, ROUND, 24"S/CD |
| 0430175130 | 41 | $112.94 | $7,664,866.15 | 67,869.000 | LF | N | PIPE CULV, OPT MATL, ROUND, 30"S/CD |
| 0430175136 | 43 | $124.63 | $8,866,993.63 | 71,148.000 | LF | N | PIPE CULV, OPT MATL, ROUND, 36"S/CD |
| 0430175142 | 25 | $153.04 | $5,056,942.35 | 33,044.000 | LF | N | PIPE CULV, OPT MATL, ROUND, 42"S/CD |
| 0430175148 | 23 | $202.95 | $5,491,212.70 | 27,057.000 | LF | N | PIPE CULV, OPT MATL, ROUND, 48"S/CD |
| 0430175154 | 15 | $255.65 | $2,417,906.34 | 9,458.000 | LF | N | PIPE CULV, OPT MATL, ROUND, 54"S/CD |
| 0430175160 | 9 | $278.25 | $1,508,382.39 | 5,421.000 | LF | N | PIPE CULV, OPT MATL, ROUND, 60"S/CD |
| 0430175166 | 4 | $379.24 | $152,076.24 | 401.000 | LF | N | PIPE CULV, OPT MATL, ROUND, 66"S/CD |
| 0430175172 | 3 | $372.81 | $266,931.00 | 716.000 | LF | N | PIPE CULV, OPT MATL, ROUND, 72"S/CD |
| 0430175215 | 8 | $200.83 | $87,963.78 | 438.000 | LF | N | PIPE CULV, OPT MATL, OTHER, 15"S/CD |
| 0430175218 | 33 | $98.16 | $2,015,369.62 | 20,532.000 | LF | N | PIPE CULV, OPT MATL, OTHER, 18"S/CD |
| 0430175224 | 20 | $117.34 | $1,105,955.92 | 9,425.000 | LF | N | PIPE CULV, OPT MATL, OTHER, 24"S/CD |
| 0430175230 | 17 | $153.34 | $993,184.59 | 6,477.000 | LF | N | PIPE CULV, OPT MATL, OTHER, 30"S/CD |
| 0430175236 | 13 | $193.71 | $908,123.08 | 4,688.000 | LF | N | PIPE CULV, OPT MATL, OTHER, 36"S/CD |
| 0430175242 | 5 | $262.01 | $596,341.42 | 2,276.000 | LF | N | PIPE CULV, OPT MATL, OTHER, 42"S/CD |
| 0430175248 | 6 | $294.29 | $1,125,060.75 | 3,823.000 | LF | N | PIPE CULV, OPT MATL, OTHER, 48"S/CD |
| 0430175254 | 2 | $307.48 | $68,567.00 | 223.000 | LF | N | PIPE CULV, OPT MATL, OTHER, 54"S/CD |
| 0430175260 | 3 | $635.90 | $459,756.96 | 723.000 | LF | N | PIPE CULV, OPT MATL, OTHER, 60"S/CD |
| 0430184 30 | 1 | $1,605.07 | $115,565.04 | 72.000 | LF | N | PIPE CULV,OPT MATL, ROUND, JACK&BORE,30" |
| 0430185118 | 4 | $478.45 | $690,880.00 | 1,444.000 | LF | N | PIPE CULV,OPT MATL, ROUND, JACK&BORE,18" |
| 0430185124 | 4 | $517.71 | $1,062,859.00 | 2,053.000 | LF | N | PIPE CULV,OPT MATL, ROUND, JACK&BORE,24" |
| 0430185130 | 4 | $700.05 | $1,091,302.00 | 1,559.000 | LF | N | PIPE CULV,OPT MATL, ROUND, JACK&BORE,30" |
| 0430185136 | 4 | $649.72 | $638,023.00 | 982.000 | LF | N | PIPE CULV,OPT MATL, ROUND, JACK&BORE,36" |
| 0430185142 | 1 | $2,194.54 | $70,225.28 | 32.000 | LF | N | PIPE CULV,OPT MATL, ROUND, JACK&BORE,42" |
| 0430185148 | 2 | $1,064.26 | $272,450.00 | 256.000 | LF | N | PIPE CULV,OPT MATL, ROUND, JACK&BORE,48" |
| 0430185160 | 1 | $1,514.82 | $349,923.42 | 231.000 | LF | N | PIPE CULV,OPT MATL, ROUND, JACK&BORE,60" |
| 0430185178 | 1 | $3,260.00 | $309,700.00 | 95.000 | LF | N | PIPE CULV,OPT MATL, ROUND, JACK&BORE,78" |
| 0430200 25 | 1 | $1,800.00 | $1,800.00 | 1.000 | EA | N | FLARED END SECTION, CONCRETE, 18" |
| 0430602123 | 1 | $3,500.00 | $3,500.00 | 1.000 | EA | N | U-ENDWALL,W \GR, 260/430-010,1:4 SLP,15" |
| 0430602129 | 1 | $8,100.00 | $8,100.00 | 1.000 | EA | N | U-ENDWALL,W \GR 260/430-010,1:4 SLP,24" |
| 0430610225 | 1 | $3,947.72 | $15,790.88 | 4.000 | EA | N | U-ENDWALL,INDEX 261/430-011,1:3 SLP, 18" |
| 0430610233 | 1 | $4,357.50 | $8,715.00 | 2.000 | EA | N | U-ENDWALL,261/430-011,1:3 SLP, 30" |
| 0430610325 | 1 | $7,855.00 | $23,565.00 | 3.000 | EA | N | U-ENDWALL, 261/430-011,1:2 SLP, 18" |
| 0430611025 | 2 | $3,622.50 | $7,245.00 | 2.000 | EA | N | U-ENDWALL,INDEX 261,BAFFLES,1:6 SLP, 18" |
| 0430611029 | 2 | $2,605.00 | $7,815.00 | 3.000 | EA | N | U-ENDWALL,INDEX 261,BAFFLES,1:6 SLP, 24" |
| 0430611123 | 1 | $1,800.00 | $1,800.00 | 1.000 | EA | N | U-ENDWALL, BAFF,261/430-011,1:4 SLP, 15" |
| 0430611125 | 7 | $2,263.33 | $47,530.00 | 21.000 | EA | N | U-ENDWALL, BAFF,261/430-011,1:4 SLP, 18" |
| 0430611129 | 5 | $2,630.77 | $34,200.00 | 13.000 | EA | N | U-ENDWALL, BAFF,261/430-011,1:4 SLP, 24" |
| 0430611133 | 2 | $3,033.33 | $9,100.00 | 3.000 | EA | N | U-ENDWALL /BAFF,261/430-011, 1:4 SLP,30" |

**Florida Department of Transportation**
**Item Average Unit Cost**
**From 2018/02/01 to 2019/01/31**

Contract Type: CC STATEWIDE
Displaying: VALID ITEMS WITH HITS
From: 0102 1 To: 9999999

| Item | | No. of Conts | Weighted Average | Total Amount | Total Quantity | Unit Meas | Obs? | Description |
|---|---|---|---|---|---|---|---|---|
| 0425 | 1582 | 2 | $14,383.33 | $43,150.00 | 3.000 | EA | N | INLETS, DT BOT, TYPE H, >10' |
| 0425 | 1583 | 1 | $8,100.00 | $8,100.00 | 1.000 | EA | N | INLETS, DT BOT, TYPE H, J BOTTOM <10' |
| 0425 | 1584 | 2 | $16,402.28 | $32,804.55 | 2.000 | EA | N | INLETS, DT BOT, TYPE H, J BOTTOM >10' |
| 0425 | 1585 | 1 | $4,650.00 | $9,300.00 | 2.000 | EA | N | INLETS, DT BOT, TYPE H, PARTIAL |
| 0425 | 1589 | 14 | $8,855.36 | $301,082.39 | 34.000 | EA | N | INLETS, DT BOT, TYPE H, MODIFY |
| 0425 | 1601 | 1 | $4,500.00 | $22,500.00 | 5.000 | EA | N | INLETS, DT BOT, TYPE J, <10' |
| 0425 | 1701 | 26 | $3,581.09 | $1,958,857.77 | 547.000 | EA | N | INLETS, GUTTER, TYPE S, <10' |
| 0425 | 1702 | 6 | $5,713.96 | $74,281.47 | 13.000 | EA | N | INLETS, GUTTER, TYPE S, >10' |
| 0425 | 1703 | 7 | $6,236.98 | $405,403.84 | 65.000 | EA | N | INLETS, GUTTER, TYPE S, J BOT<10' |
| 0425 | 1704 | 5 | $8,669.65 | $78,026.84 | 9.000 | EA | N | INLETS, GUTTER, TYPE S, J BOT, >10' |
| 0425 | 1705 | 3 | $5,047.00 | $25,235.00 | 5.000 | EA | N | INLETS, GUTTER, TYPE S, PARTIAL |
| 0425 | 1711 | 17 | $3,728.79 | $738,301.28 | 198.000 | EA | N | INLETS, GUTTER, TYPE V, <10' |
| 0425 | 1712 | 1 | $4,008.00 | $100,200.00 | 25.000 | EA | N | INLETS, GUTTER, TYPE V, >10' |
| 0425 | 1713 | 4 | $5,803.00 | $29,015.00 | 5.000 | EA | N | INLETS, GUTTER, TYPE V, J BOT, <10' |
| 0425 | 1715 | 1 | $2,120.00 | $2,120.00 | 1.000 | EA | N | INLETS, GUTTER, TYPE V, PARTIAL |
| 0425 | 1719 | 1 | $12,000.00 | $48,000.00 | 4.000 | EA | N | INLETS, GUTTER, TYPE V, MODIFY |
| 0425 | 1881 | 6 | $6,122.33 | $183,670.00 | 30.000 | EA | N | INLETS, BARRIER WALL, RIG, C&G, <=10' |
| 0425 | 1882 | 2 | $8,576.29 | $60,034.00 | 7.000 | EA | N | INLETS, BARRIER WALL, RIG, C&G, >10' |
| 0425 | 1883 | 2 | $9,911.11 | $89,200.00 | 9.000 | EA | N | INLETS ,BARRIER WALL ,RIG, C&G,J BOT<10' |
| 0425 | 1884 | 1 | $12,000.00 | $24,000.00 | 2.000 | EA | N | INLETS ,BARRIER WALL ,RIG, C&G,J BOT>10' |
| 0425 | 1891 | 12 | $5,117.82 | $1,018,446.24 | 199.000 | EA | N | INLETS, BARRIER WALL, <=10' |
| 0425 | 1892 | 5 | $8,462.80 | $211,570.00 | 25.000 | EA | N | INLETS, BARRIER WALL, >10' |
| 0425 | 1893 | 3 | $6,921.43 | $96,900.00 | 14.000 | EA | N | INLETS, BARRIER WALL, J BOT, <10' |
| 0425 | 1894 | 3 | $7,362.50 | $58,900.00 | 8.000 | EA | N | INLETS, BARRIER WALL, J BOT, >10' |
| 0425 | 1910 | 22 | $4,862.67 | $520,305.71 | 107.000 | EA | N | INLETS, CLOSED FLUME |
| 0425 | 2 41 | 30 | $5,430.66 | $760,292.21 | 140.000 | EA | N | MANHOLES, P-7, <10' |
| 0425 | 2 42 | 6 | $7,491.81 | $209,770.58 | 28.000 | EA | N | MANHOLES, P-7, >10' |
| 0425 | 2 43 | 21 | $3,408.17 | $204,490.28 | 60.000 | EA | N | MANHOLES, P-7, PARTIAL |
| 0425 | 2 61 | 50 | $3,751.57 | $1,358,066.97 | 362.000 | EA | N | MANHOLES, P-8, <10' |
| 0425 | 2 62 | 16 | $5,305.31 | $265,265.50 | 50.000 | EA | N | MANHOLES, P-8, >10' |
| 0425 | 2 63 | 27 | $3,677.93 | $224,353.62 | 61.000 | EA | N | MANHOLES, P-8, PARTIAL |
| 0425 | 2 71 | 27 | $7,124.36 | $1,132,773.00 | 159.000 | EA | N | MANHOLES, J-7, <10' |
| 0425 | 2 72 | 8 | $8,198.90 | $713,303.89 | 87.000 | EA | N | MANHOLES, J-7, >10' |
| 0425 | 2 73 | 8 | $3,544.55 | $88,613.84 | 25.000 | EA | N | MANHOLES, J-7, PARTIAL |
| 0425 | 2 91 | 41 | $7,099.53 | $1,235,317.91 | 174.000 | EA | N | MANHOLES, J-8, <10' |
| 0425 | 2 92 | 19 | $10,052.63 | $1,236,473.36 | 123.000 | EA | N | MANHOLES, J-8, >10' |
| 0425 | 2 93 | 9 | $3,181.09 | $79,527.32 | 25.000 | EA | N | MANHOLES, J-8, PARTIAL |
| 0425 | 3 41 | 1 | $3,821.97 | $3,821.97 | 1.000 | EA | N | JUNCTION BOX, DRAINAGE, P-7, <10' |
| 0425 | 3 43 | 5 | $4,391.24 | $74,651.00 | 17.000 | EA | N | JUNCTION BOX, DRAINAGE, P-7, PARTIAL |
| 0425 | 3 61 | 1 | $21,800.00 | $21,800.00 | 1.000 | EA | N | JUNCTION BOXES, J-7, <10' |

AULD & WHITE
CONSTRUCTORS · LLC

EXHIBIT D-3

3/10/2019

**Re:** Fire Station No. 73 Cecil Field
AWC Project Number: 1600-

Mr. Daryl Weinstein
City of Jacksonville
214 North Hogan Street, 10th Floor
Jacksonville, FL 32202

Dear Mr. Weinstein:

Please accept this letter as our Proposed Change Order No. 4 for the following additional work:

Furnish all labor, material and equipment necessary to properly complete the installation of the new Strom Structure - ST-9 and 72" RCP in full accordance with the AWC issued RFI No. 9 dated February 5, 2019.

Notes:
1. The estimated time P.C.O. No. 4 as indicated above will add to the original construction duration is zero (0) days.
2. AWC reserves the right to request additional time and money due to the cumulative effect of all pending changes.
3. This P.C.O. must be approved no later than Friday, March 15, 2019 to minimize any future delays to the project.

TOTAL AMOUNT OF THIS PROPOSED CHANGE NO. 4.....**$27,336.00**

Please indicate your approval and Owner's acceptance by signing in the space provided below and return one (1) copy for our files. Upon acceptance of same, we will prepare a Change Order for execution.

Sincerely,

James Durkin

James Durkin
Project Manager

c:

Attachments

ACCEPTED:

City of Jacksonville

BY: _____

DATE: _____

EXHIBIT D-3

# Change Order Request

Auld & White Constructors, LLC
4168 Southpoint Parkway, Suite 101
Jacksonville, FL 32216
Phone: 904-296-2555

**Owner :** City of Jacksonville
214 N. Hogan Street, 10th Floor
Jacksonville, FL 32202

**Project:** 1600- Fire Station No. 73 Cecil Field
5845 Aviation Avenue
Jacksonville, FL 32221

**Change Order Request # : 4 - ST-9 Storm Structure Conflict**

| Phase | Description | Cost Type | Est Unit # | UM | Est Unit Cost | Estimated Cost |
|---|---|---|---|---|---|---|
| 02001. | SITEWORK SUBCONTRACTOR | 2 SUB | 0.00 | LS | 0.00 $ | 24,931.00 |

| | | |
|---|---|---|
| **Bond** | 0.90% | 244.00 |
| **Builders Risk** | 0.58% | 146.00 |
| **Labor Burden** | 53.00% | 0.00 |
| **Misc Tools & Equipment** | 12.00% | 0.00 |
| **Overhead and Profit** | 7.50% | 1,890.00 |
| **Printing Costs** | 0.50% | 125.00 |
| **Sales Tax** | 7.00% | 0.00 |
| | **Total For Change Order** | **$27,336.00** |

**Approved By:** City of Jacksonville

**Signed:** _____

**Date:** _____

**Submitted By:** Auld & White Constructors, LLC

**Signed:** _____

**Date:** _____

EXHIBIT D-3

**AULD & WHITE CONSTRUCTORS, LLC**

## REQUEST FOR INFORMATION

TO: Mr. Scott Brady
Ebert Norman Brady Architects
1361 13th Avenue South, Ste. 230
Jacksonville Beach, FL 32250
sbrady@enbarchitects.com

**RFI#:** 9

PROJECT: Fire Station No. 73 Cecil Field
AWC Project Number: 1600-

DATE: 01/31/2019

DATE INFORMATION REQUIRED: **02/01/2019**

Category:

| | |
|---|---|
| | Information Not Shown On Contract Documents |
| | Interpretation Of Contract Documents |
| X | Conflict In Contract Requirements |
| | Coordination Issue |

Reference:

| | |
|---|---|
| Contract Drawing Ref: | C2.2 |
| Submittal Ref: | |
| Specification Ref: | |
| Other: | |

Subject: ST-9 Storm Structure and RCP Conflict

Information Requested:

The DRMP Topographic Survey dated 9/19/2017 indicates a 54" RCP for the site to tie into from the ST-9 Storm Sructure.

During excavation for the ST-9 Storm Structure on 1/28/19, the Site Contractor identified the existing RCP is 72" not 54" as identified in the Survey.

Please advise if the 54" RCP and ST-9 Structure can still be utilized to connect into the existing 72" RCP. Please advise if a new ST-9 Structure will be needed with new 72" RCP. Please provide all details and elevations required in the response.

Contractor Suggestion: GNA / engineer response:

Reply: Per the direction by COJ to change ST-9, and being given an invert elev.of 67.39 at the end of the existing 72", the 72" pipe needs to extend matching existing slopes to a new ST-9 structure with W & S 72" RCP pipe inverts of approx. 67.41 (the south being a "knock out). The north 10" PVC inv.78.11, The east 24" HP inv. 72.70. ELG 2.5.19

Pending Your Reply We Are Proceeding As Follows:
Awaiting your direction.

By: James Durkin
James Durkin, Project Manager

Cc: Ms. Brittney Bushey, Auld & White Constructors, LLC

EXHIBIT D-3

AULD & WHITE
CONSTRUCTORS, LLC

## REQUEST FOR INFORMATION

Mr. Ken Weiss, Auld & White Constructors, LLC

EXHIBIT D-3

1517 Faye Road --- Jacksonville, FL 32218
Phone (904) 724-6005 - Fax (904) 724-5007

**Date: 12 February 2019**

**TO: James Durkin**
**Auld & White Constructors**

**RE: Fire Station 73 – ST-9 Changes**

We are pleased to provide the following quotation to furnish all labor, equipment and materials to complete the following description of work.

Furnish and install new ST-9 and 72" RCP due to differing site conditions in that the existing Drainage pipe at the tie in is 72" instead of the 54" noted and the invert is at a higher elevation.

| SQ #02 - New ST-9 and 72" RCP | | | | |
|---|---|---|---|---|
| Mobilization | 1 | EA | Labor | $2,160.00 |
| Labor & Equipment | 12 | HR | Equipment | $2,880.00 |
| Crane Rental | 1 | LS | Mats - Structure | $8,117.02 |
| Purchase New Structure - ST-9 | 1 | EA | Mats - Pipe | $3,780.95 |
| Purchase 72" RCP | 16 | LF | Mats - Restock | $626.93 |
| ABC Cutting Contractors | 1 | LS | Sub - Mob | $600.00 |
| 54" RCP Re-Stocking Fee | 16 | LF | Sub - Crane | $4,000.00 |
| | | | Sub - Cutting | $500.00 |
| | | | SUBTOTAL | $22,664.90 |
| | | | OH&P @ 10% | $2,266.49 |
| | | | TOTAL | $24,931.39 |

Please ADD Three (3) days to our Contract for this change

General Conditions:
1. Terms of payment: a) DNS Contracting is to receive payment by the 15th of the month for all work accomplished during the preceding month (less 10% retainage), unless prior arrangements have been made and written approval provided by DNS Contracting. b) All past due payments will be subject to a 1.5% finance charge per month (18% per annum). DNS Contracting will also be entitled to reimbursement of any and all reasonable expenses incurred including, but not limited to attorney's fees in its effort to collect any past due monies. c) Final payment is to be made, including any retainage no later than the 15th day of the following month after scope of work covered under this proposal is completed.
2. The prices quoted above are offered for acceptance for a period of thirty calendar days, after which said prices may be subject to renegotiation.
3. Unless specifically noted above, the cost of any surety bonds is not included in this proposal.

DNS Contracting would like to thank you for the privilege of providing you with the above proposal of work and we will look forward to partnering with you on this project. If you have any questions or need anything further, please feel free to contact us.

Mike Holbrook
DNS Contracting, LLC
CBCO 57440 / CUC1224014

to indicate acceptance please sign and return one copy

SUBJECT: RFQ- FOR DESIGN-BUILD SERVICES OF VERTICAL/ARCHITECTURAL PROJECTS

BID # CDB-0007-16

OPEN DATE: 10/21/2015

# COMPETITIVE SEALED PROPOSAL EVALUATION COMMITTEE

KIND AND BASIS OF CONTRACT:
CONSTRUCTION – DESIGN/BUILD

AGENCY: DEPARTMENT OF PUBLIC WORKS

BASIS OF AWARD: EVALUATION CRITERIA

NUMBER OF BIDS INVITED: 4 NUMBER RECEIVED: 9 OTHER: 1

## SUMMARY OF BIDS AND RECOMMENDED ACTIONS:

The City had previously issued this RFP, and the evaluation committee has evaluated proposals. Based upon the proposal evaluation, the average scores and rankings are as follows and two with tie scores (Listed in alphabetical order):

1) Auld & White Constructors, LLC (Score 87.5)
1) Sauer, Inc. (Score 87.5)
3) Stellar Group, Inc. (Score 86.5)

Pursuant to Section 2.6 – Award of Contract of the RFP, recommend approval to conduct formal interviews with each of the three-top ranked Firms.

Attachments: Recommendation Memo, Scoring Matrix, Bid Tabulation, Section 2.6, JSEB Letter

BUYER _____
for MARILYN LAIDLER

RESPECTFULLY SUBMITTED _____
GREGORY PEASE, CHIEF
PROCUREMENT DIVISION

CONCURRENCE BY: William J. Joyce, P.E., Chief-Engineering & Construction Management

**(ALL AWARD ACTIONS SUBJECT TO LAWFULLY APPROPRIATED FUNDS)**

ACTION OF CSPEC COMMITTEE ON RECOMMENDATIONS ABOVE

MEMBERS APPROVING 5 MEMBERS DISAPPROVING _____ DATE: 1-14-16

OTHER _____

ACTION OF AWARDING AUTHORITY

DATE 1/14/16

APPROVED _____ DISAPPROVED: _____

OTHER: _____

SIGNATURE OF AUTHENTICATION _____

Sam E. Mousa
Chief Administrative Officer
For Mayor Lenny Curry
Under Authority of
Executive Order No. 2015-

SUBJECT: **RFQ FOR DESIGN-BUILD SVCS FOR VERTICAL/ARCHITECTURAL PROJECTS**

BID # **CDB-0007-16** OPEN DATE: **10/21/2015**

# COMPETITIVE SEALED PROPOSAL EVALUATION COMMITTEE

KIND AND BASIS OF CONTRACT:
**CONSTRUCTION – DESIGN/BUILD**

AGENCY: **DEPARTMENT OF PUBLIC WORKS**

BASIS OF AWARD: **QUALIFICATIONS BASED**

NUMBER OF BIDS INVITED: - NUMBER RECEIVED: - OTHER: -

## SUMMARY OF BIDS AND RECOMMENDED ACTIONS:

The Fire Station No. 73 Project was awarded to Auld & White Constructors, LLC, on 10/19/17 in the amount of $163,264.00.

Recommend approval of Change Order #1 to Auld & White Constructors, LLC, for the increase amount of $3,300,000.00 for 100% design, permits and construction of Fire Station No. 73, per "Exhibit D-2", the 100% design work is to be completed 61 days from the notice to proceed and construction is to be completed 240 day from the site clearing permit approval. Revised guaranteed maximum price will be $3,463,264.00.

Funding for this project to be executed by Amendment 2B for contract # 9182-03 and encumbered by account(s): FRCP32EFS-069505-FR0051-01- $1,668,487.00; FRCP32EFS-06505-FR0051-01- $1,631,513.00

Attachments: Recommendation Memo, Exhibit "D-2", Previous Award(s)

BUYER Marilyn Laidler
MARILYN LAIDLER

RESPECTFULLY SUBMITTED Grissy Cunzato
for ~~GREGORY REASE, CHIEF~~
PROCUREMENT DIVISION

CONCURRENCE BY: **Tom Fallin, P.E., Chief-Engineering & Construction Management Division**

---

**(ALL AWARD ACTIONS SUBJECT TO LAWFULLY APPROPRIATED FUNDS)**
ACTION OF CSPEC COMMITTEE ON RECOMMENDATIONS ABOVE

MEMBERS APPROVING 5 MEMBERS DISAPPROVING Ø DATE: 5/03/18

OTHER

---

ACTION OF AWARDING AUTHORITY DATE 5/05/18

APPROVED DISAPPROVED:

OTHER:

SIGNATURE OF AUTHENTICATION

Sam E. Mousa
Chief Administrative Officer
For: Mayor Lenny Curry
Under Authority of:
Executive Order No. 2015-05

SUBJECT: **RFQ FOR DESIGN-BUILD SVCS FOR VERTICAL/ARCHITECTURAL PROJECTS**

BID # **CDB-0007-16** OPEN DATE: **10/21/2015**

# COMPETITIVE SEALED PROPOSAL EVALUATION COMMITTEE

KIND AND BASIS OF CONTRACT:
**CONSTRUCTION – DESIGN/BUILD**

AGENCY: **DEPARTMENT OF PUBLIC WORKS**

BASIS OF AWARD: **QUALIFICATIONS BASED**

NUMBER OF BIDS INVITED: - NUMBER RECEIVED: - OTHER: -

## SUMMARY OF BIDS AND RECOMMENDED ACTIONS:

The Department of Public Works has completed negotiations with Auld & White Constructors, LLC, for the Fire Station No. 73 Project in accordance with subject bid.

Recommend approval of award to Auld & White Constructors, LLC, for the Guaranteed Maximum Price in the amount of $163,264.00 for Fire Station No. 73 for 60% Design Development, per "Exhibit A" and allowing for the completion of work 97 days from notice to proceed .

Funding for this project to be executed by Amendment 2A for contract # 9182-03 and encumbered by account: FRCP32EFS-069505-FR0051-01

Attachments: Recommendation Memo, Exhibit "A", Previous Award(s)

BUYER _____ MARILYN LAIDLER

RESPECTFULLY SUBMITTED _____ GREGORY PEASE, CHIEF PROCUREMENT DIVISION

CONCURRENCE BY: **Tom Fallin, P.E., Chief-Engineering & Construction Management Division**

---

**(ALL AWARD ACTIONS SUBJECT TO LAWFULLY APPROPRIATED FUNDS)**
ACTION OF CSPEC COMMITTEE ON RECOMMENDATIONS ABOVE

MEMBERS APPROVING 5 MEMBERS DISAPPROVING Ø DATE: 10/19/17

OTHER _____

---

ACTION OF AWARDING AUTHORITY DATE 10/19/17

APPROVED _____ DISAPPROVED: _____

OTHER: _____

SIGNATURE OF AUTHENTICATION _____

Sam E. Mousa
Chief Administrative Officer
For: Mayor Lenny Curry
Under Authority of:
Executive Order No. 2015-05

SUBJECT: **RFQ FOR D/B SVCS OF VERTICAL/ARCHITECTURAL PROJECTS**

BID # **CDB-0007-16**

OPEN DATE: **10/21/2015**

# COMPETITIVE SEALED PROPOSAL EVALUATION COMMITTEE

KIND AND BASIS OF CONTRACT:
**CONSTRUCTION – DESIGN/BUILD**

AGENCY: **DEPARTMENT OF PUBLIC WORKS**

BASIS OF AWARD: **EVALUATION CRITERIA**

NUMBER OF BIDS INVITED: 4 NUMBER RECEIVED: 9 OTHER: 1

## SUMMARY OF BIDS AND RECOMMENDED ACTIONS:

The City had previously issued this RFP, and the evaluation committee has evaluated proposals. Subsequently, presentations were conducted and evaluated on February 4, 2016; 02/11/16 Auld & White Constructors, LLC was awarded as highest ranking firm with funding not-to-exceed $6,000,000.00 annually for a period of service for five (5) years.

Recommend approval of award to include the rate sheets as part of Exhibit A, as they were omitted from original award. No additional changes are needed.

Attachments: Recommendation Memo, Previous Award (s)

BUYER Marilyn Laidler
MARILYN LAIDLER

RESPECTFULLY SUBMITTED
GREGORY PEASE, CHIEF
PROCUREMENT DIVISION

CONCURRENCE BY: **Thomas N. Fallin, P.E., Chief, Engineering & Construction Management Division**

**(ALL AWARD ACTIONS SUBJECT TO LAWFULLY APPROPRIATED FUNDS)**
ACTION OF CSPEC COMMITTEE ON RECOMMENDATIONS ABOVE

MEMBERS APPROVING 5 MEMBERS DISAPPROVING _____ DATE: 6-16-16

Teresa R. Eichau

James R. McCart

OTHER _____

ACTION OF AWARDING AUTHORITY DATE 6/16/16

APPROVED ✓ DISAPPROVED: _____

OTHER: _____

SIGNATURE OF AUTHENTICATION Sam E. Mousa

Sam E. Mousa
Chief Administrative Officer
For Mayor Lenny Curry
Under Authority of:
Executive Order No. 2015-05

SUBJECT: RFQ FOR D/B SVCS OF VERTICAL/ARCHITECTURAL PROJECTS

BID # CDB-0007-16

OPEN DATE: 10/21/2015

# COMPETITIVE SEALED PROPOSAL EVALUATION COMMITTEE

KIND AND BASIS OF CONTRACT:
**CONSTRUCTION – DESIGN/BUILD**

AGENCY: DEPARTMENT OF PUBLIC WORKS

BASIS OF AWARD: EVALUATION CRITERIA

NUMBER OF BIDS INVITED: 4 NUMBER RECEIVED: 9 OTHER: 1

## SUMMARY OF BIDS AND RECOMMENDED ACTIONS:

The City had previously issued this RFP, and the evaluation committee has evaluated proposals. Subsequently, presentations were conducted and evaluated on February 4, 2016. Based upon the combination of proposal and presentation evaluations, scores and rankings are as follows (Listed in alphabetical order):

1) Auld & White Constructors, LLC (Score 116)
3) Saur, Inc. (Score 115)
2) Stellar Group, Inc. (Score 115.5)

Recommend approval of award to Auld & White Constructors, LLC, as receiving the highest score in accordance with the evaluation and ranking above. Period of Service will be five (5) years from effective date of contract with funding not-to-exceed $6,000,000.00 annually. To be executed by formal contract through Office of General Counsel.

Attachments: Recommendation Memo, Scoring Matrix, Previous Award

BUYER _____
For- MARILYN LAIDLER

RESPECTFULLY SUBMITTED _____
GREGORY PEASE, CHIEF PROCUREMENT DIVISION

CONCURRENCE BY: Thomas N. Fallin, P.E., Acting Chief-Engineering & Construction Management Division

**(ALL AWARD ACTIONS SUBJECT TO LAWFULLY APPROPRIATED FUNDS)**

ACTION OF CSPEC COMMITTEE ON RECOMMENDATIONS ABOVE

MEMBERS APPROVING 5 MEMBERS DISAPPROVING _____ DATE: 2/11/16

OTHER _____

ACTION OF AWARDING AUTHORITY DATE 2/11/16

APPROVED _____ DISAPPROVED: _____

OTHER: _____

SIGNATURE OF AUTHENTICATION _____

Leon E. Nousa
Chief Administrative Officer
For Mayor Lenny Curry
[illegible] of
[illegible] 2015-05

QWS3270X 3/29/2019 2:55 PM
FAML6350 V5.1 ** NW COJ FAMIS PRODUCTION ** 03/29/2019
LINK TO: ACCOUNT SUMMARY INQUIRY 2:55 PM

FISCAL MO/YEAR : 06 2019 CURRENCY CODE :
INDEX CODE : FRCP32EFS FIRE STATIONS CAPITAL PROJECTS
SUBOBJECT : 069505 DM-OTHER CONSTRUCTION COSTS
PROJECT : FR0051 FIRE STATION #73
PROJECT DETAIL : 01 FIRE STATION #73 CONSTRUCTION
GRANT :
GRANT DETAIL :
USER CODE :

---

| S | MAR 2019 | ANNUAL BALANCE | ALL YEARS BALANCE |
|---|---|---|---|
| ESTIMATED REVENUES | .00 | .00 | .00 |
| REVENUES | .00 | .00 | .00 |
| UNREALIZED REVENUES | .00 | .00 | .00 |
| BUDGET | .00 | .00 | 2,150,000.00 |
| EXPENDITURES | 632,772.40 | 958,901.07 | 1,454,618.64 |
| ENCUMBRANCES | -430,383.92 | -547,190.54 | 825,931.12 |
| PRE-ENCUMBRANCES | .00 | .00 | .00 |
| REMAINING BALANCE | -202,388.48 | -411,710.53 | -130,549.76 |

F1-HELP F2-SELECT F4-PRIOR F5-NEXT
F9-LINK F10-PRIOR-MO F11-NEXT-MO
G005 - PRIOR RECORD DISPLAYED

## Laidler, Marilyn

**From:** Brackin, Ann
**Sent:** Friday, March 29, 2019 3:55 PM
**To:** Laidler, Marilyn; West, Lori
**Cc:** Freeman, Dustin
**Subject:** RE: Question About two Funding Sources on Pending Awards

Marilyn, for CF-0104-19, there is a negative budget for this one which is standard until FEMA reimburses us. The "AFA017-01" is the grant number and detail, not the project number. There is no project number for this one.

For CDB-0007-16, Change Order #2, the negative budget is there because we asked GAD to make a journal entry to the account and they still are trying to get the journal entry done correctly. Hopefully, it will be right shortly. The account given is the correct account.

Thanks, Ann

---

**From:** Laidler, Marilyn
**Sent:** Friday, March 29, 2019 3:33 PM
**To:** West, Lori; Brackin, Ann
**Cc:** Freeman, Dustin
**Subject:** Question About two Funding Sources on Pending Awards

Hello,
I have prepared the awards for next week however I have two of which I need assistance with the funding:

**CF-0104-19** County Dock Restoration I know this if a FEMA project however I can't seem to find the funding in FAMIS: RPWF165-06505-AFA017-01 is it still pending to be added?

The other is **Fire Station No.73 – CDB-0007-16** Change Order #2: FRCP32EFS-069505-FR0051-01 it giving a negative -$130,549.76 in funding should the sub-object be changed to **06505 as there is available funding here.**

**Please advise on these two awards.**

**Thanks**

**Marilyn Laidler, Purchasing Analyst**
**Finance and Administration/Procurement Division**
**214 N. Hogan Street, 8th Floor**
**Phone (904) 255-8804**
**Fax (904) 255-8837**
**Rightfax (904)630-8288**
**Email: mlaidler@coj.net**

CITY OF JACKSONVILLE

****** Please note that under Florida's very broad public records law, email communications to and from city officials are subject to public disclosure. ******