SUBJECT: **RFQ FOR DESIGN-BUILD SVCS FOR HORIZONTAL/CIVIL ENGINEERING PROJECTS**

BID # **CDB-0006-16** OPEN DATE: **10/21/2015**

COMPETITIVE SEALED PROPOSAL EVALUATION COMMITTEE

KIND AND BASIS OF CONTRACT:
CONSTRUCTION – DESIGN/BUILD

AGENCY: **DEPARTMENT OF PUBLIC WORKS**

BASIS OF AWARD: **QUALIFICATIONS BASED**

NUMBER OF BIDS INVITED: - NUMBER RECEIVED: - OTHER: -

SUMMARY OF BIDS AND RECOMMENDED ACTIONS:

The San Clerc Road Pedestrian Bridge Replacement project was awarded to J.B. Coxwell Contracting, Inc., on06/21/18 in the amount of $53,310.39.

Recommend approval of Change Order #1 to J.B. Coxwell Contracting, Inc., in the amount of $308,680.32 which includes $7,500.00 in contingency, to provide 100% design, permitting and construction for the San Clerc Pedestrian Bridge(s) Replacement. This incorporates the attached Scope & Fee Summary "Exhibit N-2" and allows for project completion 240 days from notice to proceed. The new guaranteed maximum price not-to-exceed $361,990.71. Total annual expenditure amount is currently at $18,000,000.00; the amount spent to date is $13,542,003.45.

Funding for this project to be executed by Amendment 12B for contract # 6533-54 and encumbered by account: PWCP143RD549-06505-PW0381-02

Attachments: Recommendation Memo, Exhibit "N-2", Previous Award(s)

BUYER Marilyn Laidler
MARILYN LAIDLER

RESPECTFULLY SUBMITTED
GREGORY PEASE, CHIEF
PROCUREMENT DIVISION

CONCURRENCE BY: **Robin G. Smith, P.E., Chief, Engineering and Construction Management**

(ALL AWARD ACTIONS SUBJECT TO LAWFULLY APPROPRIATED FUNDS)
ACTION OF CSPEC COMMITTEE ON RECOMMENDATIONS ABOVE

MEMBERS APPROVING_____ MEMBERS DISAPPROVING_____ DATE:_____

_____ _____ OTHER_____

_____ _____

_____ _____

_____ _____

_____ _____

ACTION OF AWARDING AUTHORITY DATE _____

APPROVED_____ DISAPPROVED: _____

OTHER: _____

SIGNATURE OF AUTHENTICATION _____

City of Jacksonville, Florida

Lenny Curry, Mayor

Department of Public Works
Engineering & Construction Management Division
214 N. Hogan Street, 10th Floor
Jacksonville, FL 32202
(904) 255-8762
www.coj.net

ONE CITY. ONE JACKSONVILLE.

September 6, 2019

TO: Gregory W. Pease
Chief of Procurement

THRU: John P. Pappas, P.E.
Director

FROM: Robin G. Smith, PE
Chief, Engineering and Construction Management

SUBJECT: CDB-0006-16 – Design-Build Services - Horizontal & Civil Engineering – San Clerc Road Pedestrian Bridge Replacement AMENDMENT 12B

In accordance with Design/Build CDB-0006-16, Contract 6533-54 the San Clerc Road Pedestrian Bridge Replacement was awarded by Amendment 12A in the amount of $53,310.39 to provide surveying, geotechnical and 60% design services for the Replacement of 2 Pedestrian Bridges near 4610 San Clerc Road. Amendment 12B is to provide 100% design, permitting and construction for the San Clerc Pedestrian Bridge(s) Replacement. Negotiations have resulted in the attached Scope and Fee, Exhibit N-2 for the GMP amount of $308,680.32, which includes $7,500.00 in contingency and allows for project completion 240 days from the notice to proceed. JB Coxwell Contracting is committed to meeting the 10% JSEB participation goals established for this contract.

Accordingly, this is to recommend that Contract No #6533-54, originally executed July 30, 2018, between the City and J. B. Coxwell Contracting, Inc. for San Clerc Road Pedestrian Bridge Replacement, be amended to incorporate the attached Scope and Fee Summary, Exhibit N-2 to increase the GMP by $308,680.32 to a new GMP amount of $361,990.71, known as Amendment 12B.

To be encumbered as follows:

PWCP143RD549-06505-PW0381-02	$308,680.32
TOTAL	$308,680.32

RGS/lw
Attachment: Exhibit N-2

ab

EXHIBIT N-2

J.B. Coxwell Contracting, Inc.
6741 Lloyd Road West
Jacksonville, Florida 32254
Office (904) 786-1120 Fax (904) 783-2970

March 12, 2019

Gary Goldsberry, P.E.
City of Jacksonville Department of Public Works
Engineering & Construction Management Division
214 N. Hogan Street, 10th Floor
Jacksonville, Florida 32202

Re: Scope of Services & Fee Proposal for San Clere Pedestrian Bridge(s) Replacement
100% Design, Permitting and Construction Services
Design-Build Construction Delivery for City of Jacksonville-RFQ CDB-0006-16
City Contract No. 6533-54

Dear Mr. Goldsberry:

J.B. Coxwell Contracting, Inc. (JBCCI) is pleased to submit for your review and consideration the following design-build scope of services and attached lump sum Guaranteed Maximum Price (GMP) fee proposal for 100% design, permitting and construction of the above referenced project. This proposal is based on the recently completed 60% design plans by GAI. The scope of work for 100% design, permitting and construction services are as outlined on the attached proposals.

As detailed on the attached documentation, the proposed total lump sum GMP amount for the 100% design, permitting and construction is Three Hundred Eight Thousand Six Hundred Eighty Dollars and Thirty Two Cents ($308,680.32) which includes a project contingency of $7,500.00. The project contingency is for project elements which have not been fully designed and permitted, and which may increase in quantity or cost during the final design phase or during construction. The project contingency is for the Design-Builder's benefit and not for changed field conditions, unknown field conditions or added scope of work. The design, permitting, and construction will be completed in two hundred and forty days (240) from notice-to-proceed. This includes the material procurement and delivery time required for the new pedestrian bridge structures.

This lump sum GMP amount is inclusive of only those services noted on the attached proposals and which are anticipated at this time. No services or work other than those noted in the proposals are included. In addition, any unknown condition(s) which may surface during design and construction or any other increase in scope of services may result in a request for additional services. No work will proceed however, without first obtaining approval from the City for any additional services.

EXHIBIT N-2

Gary, our team has staff immediately available to begin this work upon your notice-to-proceed. We are again very appreciative of the opportunity to provide you with our design-build services. Should you have any questions or need any further information, please do not hesitate to contact us. We are also available to review and discuss this proposal with you and/or others at your convenience.

Regards,

J.B. Coxwell Contracting, Inc.

Jayson Smith

Jayson Smith,
Design Build Manager

Cc: Chris Blank, Vice President of Operations
J.B. Coxwell Contracting, Inc.

Nicholas E. Mousa, AICP, Director -Florida Market Initiatives
GAI Consultants, Inc.

Kevin Leadbetter, P.E., Vice President
GAI Consultants, Inc.

Exhibit A
JBCCI Contract Fee Summary For
100% Design Build for San Clerc Pedestrian Bridge(s) Replacement

PART I - GENERAL

1. Project Design-Build Construction Delivery for City of Jacksonville - 100% Design Build for Norfolk Blvd Roadway & Intersection Improvments	**2. City Contract Number** 6533-54
3. Name of Design-Builder J.B. Coxwell Contracting, Inc.	**4. Date of Proposal** 3/12/2019

PART II - LABOR RELATED COSTS

5. DIRECT LABOR **Pre-Construction Services**	Hourly Rate	Estimated Hours	Estimated Cost	TOTAL
Project Director	$ 105.00	2	$ 210.00	
Project Manager	$ 57.50	20	$ 1,150.00	
Project Estimator	$ 52.00	8	416.00	
Project Administrator	$ 30.00	20	$ 600.00	
			TOTAL DIRECT LABOR	$ 2,376.00
6. OVERHEAD (Combined Fringe Benefits & Administrative) Overhead Rate 54.46%				$ 1,293.97
7. TOTAL LUMP SUM LABOR FEE : Labor + Overhead (Items 5 & 6)				**$ 3,669.97**

PART III - OTHER COSTS

8. MISCELLANEOUS DIRECT COSTS Reproductions, Courier Service, Postage, Express Delivery, and other Misc. Direct Costs	$ 500.00
MISCELLANEOUS DIRECT COSTS SUB-TOTAL	**$ 500.00**
9. COST OF THE WORK	
JBCCI Construction Estimate	$ 234,402.56
GAI Consultants, Inc.	$ 31,767.54
Contingency	$ 7,500.00
COST OF THE WORK SUB-TOTAL	**$ 273,670.10**
10. BONDING (1%)	**$ 2,778.40**
11. Design-Builder's Fee (10%)	**$ 28,061.85**

PART IV - FEE SUMMARY

TOTAL - LUMP SUM FEE (Items 7, 8, 9,10 and 11)	**$ 308,680.32**

EXHIBIT N-2

03/12/2019
Est.#19036

COJ Design-Build for San Clerc Pedestrian Bridge(s) Replacement
JBCCI Construction Estimate

BID TOTALS

Biditem	Description	Quantity	Units	Unit Price	Bid Total
1	General Conditions	1.000	LS	22,311.670	22,311.67
5	Mobilization (Equipment & Personnel)	1.000	LS	8,596.140	8,596.14
7	Construction Survey & As-Builts	1.000	LS	7,274.130	7,274.13
20	Erosion Control	1.000	LS	5,440.840	5,440.84
30	MOT	1.000	LS	25,182.230	25,182.23
50	Earthwork	1.000	LS	13,886.940	13,886.94
60	Aluminum Ped Bridge (Prefab & Purchase)	1.000	LS	51,322.510	51,322.51
70	Remove & Dispose of Exisitng Ped Bridge(s)	1.000	LS	10,479.000	10,479.00
80	Furnish & Install 52 LF of Steel Sheet Pile & Cap	1.000	LS	56,175.000	56,175.00
90	Install Pedestrian Bridges (w/ Mod. to Foundation)	1.000	LS	22,235.070	22,235.07
100	Site Restoration - Post Construction (Incl. Grass)	1.000	LS	11,499.030	11,499.03
			Bid Total ==========>		$234,402.56

Clarifications and Exclusions;

1) Estimate does not include any fees associated with tree mitigation (tree removal, planting, or mitigation fees).
2) Estimate does not include any new utility or drainage construction.
3) One mobilization/ demobilization is included.
4) Estimate assumes COJ will provide all temporary or permanent easements, and construction access agreements.
5) Estimate assumes COJ will provide all existing survey information and provide a benchmark for the project.
6) Estimate assumes all work to be performed in accordance with the COJ specifications.
7) Existing private and public utility locates, identification, protection, isolation, and relocation by others (including but not limited to electric, water, sewer, cable, telephone, misc. communications, traffic signal, street lighting, gas, fiber optic
8) Contingency fee included for construction and design aspects not known at the time of the proposal preparation.
9) This estimate excludes unknown subsurface debris removal/ disposal.
10) This estimate excludes unsuitable soil removal/ replacement, as we do not anticipate this scope to be required on the project.
11) This estimate excludes any work associated with the discovery or handling of hazardous or non-hazardous waste that may be encountered while constructing the drainage improvements on this project.
12) All public notices and informational meetings to be handled by the COJ.

EXHIBIT N-2

gai consultants
transforming ideas into reality

March 12, 2019

Jayson Smith
Design-Build Manager
J.B. Coxwell Contracting, Inc.
6741 Lloyd Road West
Jacksonville, Florida 32254

Re: Fee Proposal for 100% Design of San Clerc Road Bridge Repairs
Design-Build Construction Delivery for the City of Jacksonville
RFQ CDB-0006-16/City Contract No. 6533-54

Dear Mr. Smith:

In accordance with the terms and conditions of our master agreement for professional services dated 06-07-16, **GAI Consultants, Inc., (GAI)**, is providing you with this proposal for the above referenced project.

Project Understanding and Scope of Services

GAI recently completed a 60% design and related services two (2) new, aluminum pedestrian bridges on San Clerc Road intended to replace the existing bridges. The existing piles are proposed to remain in place. As those plans have been approved by you and the City, GAI now proposes to provide for 100% design, permitting, and post-design services for these bridges. GAI's scope of work will include the following:

1. 100% design
2. City of Jacksonville and USACOE Permitting
3. Post Design Services

Finally, GAI's scope of work will entail managing the project during the 100% design phase, attending project design review meetings, providing quality assurance and quality control during and at the completion of the 100% design phase, documenting meeting results and directives as issued by the City, schedule evaluations, and budgetary controls.

Items not included in this scope of services:

1. Landscape Design
2. Hardscape Design
3. Tree Mitigation (none anticipated)
4. Irrigation Design.
5. Wetland mitigation or any other design services not specifically itemized herein.

If you have any questions, please do not hesitate to give us a call.

Regards,

GAI CONSULTANTS, INC.

Kevin R. Leadbetter, P.E.
Vice President

Attachments: GAI Fee Summary

Exhibit A - Page 1 of 1
CONTRACT FEE SUMMARY FOR
San Clerc Ped Road Bridge 60% Design Services (Aluminum Bridge Option)

PART I - GENERAL	
1. Project - D/B Construction Delivery for COJ San Clerc Ped Road Bridge - 100% Design (Aluminum Option)	**2. Project Number** CDB-0006-16
3. Name of Consultant GAI Consultants, Inc.	**4. Date of Proposal** 3/12/2019

PART II - LABOR RELATED COSTS

5. DIRECT LABOR	Hourly Rate	Estimated Hours	Estimated Cost	TOTAL
Principal	$ 104.30	1	$ 104.30	
Project Manager (Responsible Prof.)	$ 84.59	26	$ 2,199.34	
Senior Project Engineer	$ 64.49	39	$ 2,515.11	
Project Engineer	$ 49.14	55	$ 2,702.70	
Engineer Intern	$ 34.38	20	$ 687.60	
Senior Designer	$ 37.95		$ 0.00	
Designer/Sr. CADD Technician	$ 28.43	51	$ 1,449.93	
CADD Technician	$ 25.14		$ 0.00	
Clerical	$ 19.91		$ 0.00	
Survey Manager (PSM)	$ 58.62		$ 0.00	
Three Man Survey Crew	$ 79.04		$ 0.00	
			TOTAL DIRECT LABOR	**$ 9,658.98**
6. OVERHEAD (Combined Fringe Benefits & Administrative) Overhead Rate 173.58%				$ 16,766.06
7. SUBTOTAL: Labor + Overhead (Items 5 & 6)				**$ 26,425.04**
8. PROFIT: Labor Related Costs (Item 7)			x 10%	$ 2,642.50
			SUB-TOTAL SALARY RELATED COSTS	**$ 29,067.54**

PART III - OTHER COSTS

9. MISCELLANEOUS DIRECT COSTS Misc. Direct Expenses (Lump Sum)	$ 1,200.00
MISCELLANEOUS DIRECT COSTS SUB-TOTAL	**$ 1,200.00**
10. SUBCONTRACTS (Allowance) ESI ACOE Permit	$ 1,500.00
SUB-CONTRACT SUB-TOTAL	**$ 1,500.00**

PART IV - SUMMARY

TOTAL LUMP SUM AMOUNT (Items 5, 6, 8, 9 and 10)	**$ 31,767.54**

EXHIBIT N-2

INDEX OF STRUCTURE PLANS

SHEET NO.	SHEET DESCRIPTION
B-01	KEY SHEET
B-02	GENERAL NOTES
B-03	FOUNDATION LAYOUT
B-04	WALL SPW-01
B-05	ROADWAY PLAN (1 OF 3)
B-06	ROADWAY PLAN (2 OF 3)
B-07	ROADWAY PLAN (3 OF 3)
B-08	REPORT OF CORE BORINGS

CITY OF JACKSONVILLE
DEPARTMENT OF PUBLIC WORKS

CONTRACT PLANS

CITY CONTRACT NO. XXXX-XX
JACKSONVILLE, FLORIDA

TWO PEDESTRIAN BRIDGE REPLACEMENTS ON SAN CLERC ROAD

STRUCTURE PLANS

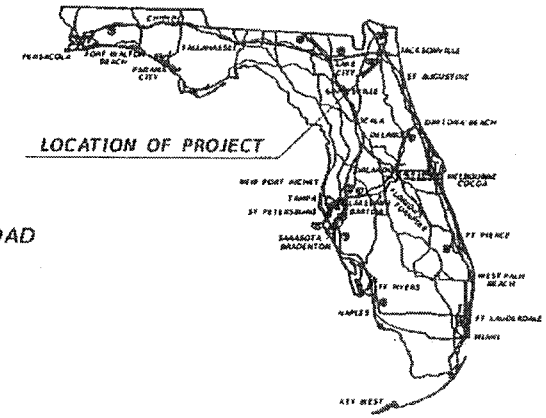

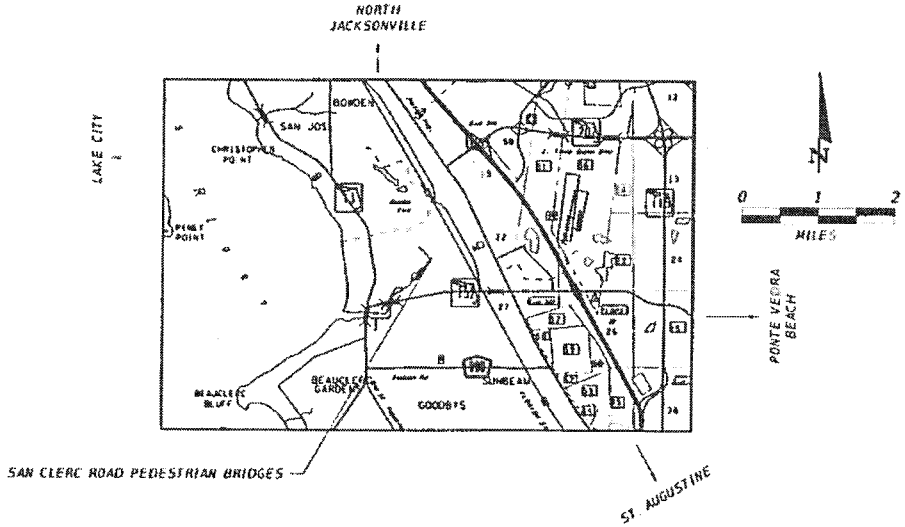

STRUCTURE SHOP DRAWINGS TO BE SUBMITTED TO:

JENNA JAKES, P.E
1301 RIVERPLACE BLVD, SUITE 900
JACKSONVILLE, FL 32207
PHONE 904-363-1110

PLANS PREPARED BY:

gai consultants
CERT. OF AUTH. NO. 9451
CONTRACT NO. XXXX-XX

NOTE: THE SCALE OF THESE PLANS MAY HAVE CHANGED DUE TO REPRODUCTION.

KEY SHEET REVISIONS	
DATE	DESCRIPTION

STRUCTURE PLANS ENGINEER OF RECORD: JENNA JAKES, P.E

P.E. NO.: 75577

CONSTRUCTION CONTRACT NO.	FISCAL YEAR	SHEET NO.
XXXX-XX	18	B-01

CITY OF JACKSONVILLE MANAGER: GARY J. GOLDSBERRY

EXHIBIT N-2

DESIGN SPECIFICATIONS

1. AMERICAN ASSOCIATION OF STATE HIGHWAY AND TRANSPORTATION OFFICIALS (AASHTO) LOAD AND RESISTANCE FACTOR (LRFD) BRIDGE DESIGN SPECIFICATIONS, 8TH EDITION (2017).
2. AMERICAN ASSOCIATION OF STATE HIGHWAY AND TRANSPORTATION OFFICIALS (AASHTO) LRFD GUIDE SPECIFICATIONS FOR THE DESIGN OF PEDESTRIAN BRIDGES (2009).
3. AMERICAN ASSOCIATION OF STATE HIGHWAY AND TRANSPORTATION OFFICIALS (AASHTO) LOAD AND RESISTANCE FACTOR (LRFD) GUIDE SPECIFICATIONS FOR THE DESIGN OF PEDESTRIAN BRIDGES, 2ND EDITION, WITH 2015 INTERIM REVISIONS.
4. FLORIDA DEPARTMENT OF TRANSPORTATION (FDOT) STRUCTURES MANUAL, DATED JANUARY 2019.

CONSTRUCTION SPECIFICATIONS

1. FLORIDA DEPARTMENT OF TRANSPORTATION (FDOT) STANDARD SPECIFICATIONS FOR ROAD AND BRIDGE CONSTRUCTION, JANUARY 2019 EDITION, AS AMENDED BY CONTRACT DOCUMENTS.

DESIGN METHODOLOGY

1. LOAD AND RESISTANCE FACTOR DESIGN USING STRENGTH, SERVICE AND FATIGUE LIMIT STATES.

DESIGN LOADING

1. PEDESTRIAN LIVE LOAD - 90 PSF
2. PREFABRICATED ALUMINUM SUPERSTRUCTURE - 5 PSF
3. 42" ALUMINUM RAILING - 5 PLF EA.
4. WIND LOAD
   - A. 130 MPH (WITHOUT LIVE LOAD)
   - B. 70 MPH (WITH LIVE LOAD)

VERTICAL DATUM

1. ELEVATIONS ARE ACCORDING TO NAVD88.

ENVIRONMENTAL CLASSIFICATION

SHEET PILE = EXTREMELY AGGRESSIVE
CONCRETE BULKHEAD CAP = EXTRENELY AGGRESSIVE

DESIGN SOIL PARAMETERS

SOIL UNIT WEIGHT = 111.4 PCF
FRICTION ANGLE = 30°

CONCRETE

1. PROVIDE ½" CHAMFER ON ALL EXPOSED EDGES UNLESS NOTED OTHERWISE
2. CONCRETE FOR SHEET PILE WALL CAP AND FULL-HEIGHT CONCRETE TO FILL GAP BETWEEN SHEET PILE WALL AND EXISTING BOX CULVERT WINGWALL SHALL BE CLASS IV (f'c = 5,500 PSI)

REINFORCING STEEL

1. ALL REINFORCING STEEL SHALL BE ASTM A615, GRADE 60 AND SHALL BE IN ACCORDANCE WITH FDOT STANDARD SPECIFICATIONS SECTION 415.
2. ALL DIMENSIONS PERTAINING TO LOCATIONS OF REINFORCING STEEL ARE TO CENTERLINE OF BARS, EXCEPT WHERE CLEAR DIMENSION IS NOTED TO BE FACE OF CONCRETE.
3. REINFORCING STEEL DETAIL DIMENSIONS ARE OUT-TO-OUT OF BARS
4. CONCRETE COVER ON REINFORCING STEEL SHALL BE 3" UNLESS NOTED OTHERWISE
5. CONCRETE COVER SHOWN IN THE PLANS DOES NOT INCLUDE PLACEMENT AND FABRICATION TOLERANCES UNLESS SHOWN AS "MINIMUM COVER". FOR PLACEMENT TOLERANCES, SEE FDOT STANDARD SPECIFICATIONS. FOR FABRICATION TOLERANCES, SEE CRSI MANUAL OF STANDARD PRACTICE.
6. FOR STANDARD BAR BENDING DETAILS, SEE INDEX NO. 415-001

SHEET PILING

1. SHEET PILING SHALL BE COATED IN ACCORDANCE WITH FDOT STANDARD SPECIFICATIONS SECTION 560-11.
2. SHEET PILING SHALL BE INSTALLED IN ACCORDANCE WITH FDOT STANDARD SPECIFICATIONS SECTION 455.
3. TAKE CARE NOT TO DAMAGE ADJACENT BOX CULVERT WING WALL DURING SHEET PILE INSTALLATION. ENGINEER OF RECORD SHALL BE NOTIFIED IMMEDIATELY SHOULD THE BOX CULVERT BE DAMAGED

JOINTS IN CONCRETE

1. CONSTRUCTION JOINTS ARE REQUIRED AT 30 FEET MAXIMUM SPACING.

UTILITIES

1. THE UTILITIES SHOWN IN THE STRUCTURES PLANS ARE APPROXIMATE LOCATIONS. DATA CONCERNING TYPE AND LOCATION OF UNDERGROUND AND ABOVE GROUND UTILITIES IS NOT GUARANTEED TO BE ACCURATE OR ALL INCLUSIVE. THE CONTRACTOR SHALL NOTIFY ALL INVOLVED UTILITY COMPANIES TO VERIFY EXACT LOCATIONS PRIOR TO START OF CONSTRUCTION.
2. THE CONTRACTOR SHALL ENSURE THAT ALL EXISTING UTILITIES ARE NOT ENDANGERED OR DISTURBED DURING CONSTRUCTION AND THAT ACTIVE UTILITIES ARE PROPERLY MAINTAINED WITHIN THE CONSTRUCTION LIMITS.

GENERAL CONSTRUCTION SEQUENCE

1. INSTALLATION OF SPW-01 SHALL BE COMPLETED PRIOR TO REMOVAL OF EXISTING BULKHEAD WALL.

BASELINE

1. STATIONING AND OFFSETS GIVEN ALONG THE BASELINE "℄ CONST" SEE SHEETS B-05 THRU B-07

SIDEWALK

1. SIDEWALK APPROACHING EACH BRIDGE END BENT SHALL BE RESTORED PER INDEX NO. 522-001 SUCH THAT THE FINISH GRADE IS A SMOOTH PROFILE WITH NO STEPS IN THE WALKING SURFACE
2. ALL SIDEWALK REMOVED/DAMAGED DURING CONSTRUCTION SHALL BE REPLACED IN ACCORDANCE WITH INDEX NO. 522-001

THE OFFICIAL RECORD OF THIS SHEET IS THE ELECTRONIC FILE DIGITALLY SIGNED AND SEALED UNDER RULE 61G15-23.004, F.A.C.

REVISIONS

DATE	BY	SUBMITTED	DATE	BY	DESCRIPTION

JENNA JAKES, P.E
P.E. LICENSE NUMBER 75577
GAI CONSULTANTS, INC
1301 RIVERPLACE BLVD SUITE 900
JACKSONVILLE, FL 32207
CERTIFICATE OF AUTHORIZATION 9951

DESIGNED BY SHB
CHECKED BY JLJ
DETAILED BY JLJ
CHECKED BY GJN

CITY OF JACKSONVILLE
PUBLIC WORKS DEPARTMENT

BRIDGE NO.	COUNTY	CITY CONTRACT NO.
N/A	DUVAL	XXXX-XX

SHEET TITLE: GENERAL NOTES

PROJECT NAME: TWO PEDESTRIAN BRIDGE REPLACEMENTS ON SAN CLERC ROAD

SHEET NO. B-02

12/10/2020 12:23:27 PM

EXHIBIT N-2

LEGEND:

- EXISTING 12" ⌀ TIMBER PILE (TO REMAIN)
- BORING LOCATION

PILE SPACING		
PIER	"A"	"B"
W-1	19'-1"	3'-1⅛"
W-2	19'-1¾"	3'-1⅛"
W-3	19'-3¼"	3'-1⅛"
W-4	19'-2"	3'-1⅛"
W-5	19'-6½"	2'-4½"
E-1	18'-9⅝"	2'-4½"
E-2	18'-11"	2'-4½"
E-3	21'-8⅝"	2'-4½"
E-4	19'-0½"	2'-4½"
E-5	28'-6"	5'-9¼"
E-6	30'-3½"	4'-3⅛"
E-7	18'-6⅝"	3'-1⅛"

NOTE: PILE SPACINGS MEASURED ALONG ℄ PIER

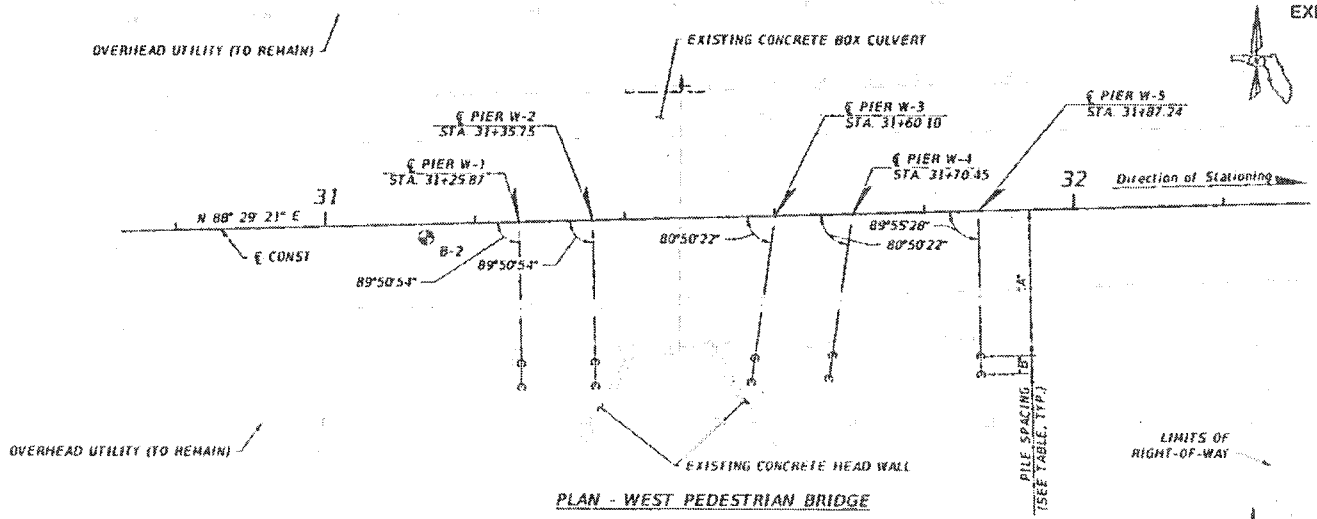

PLAN - WEST PEDESTRIAN BRIDGE

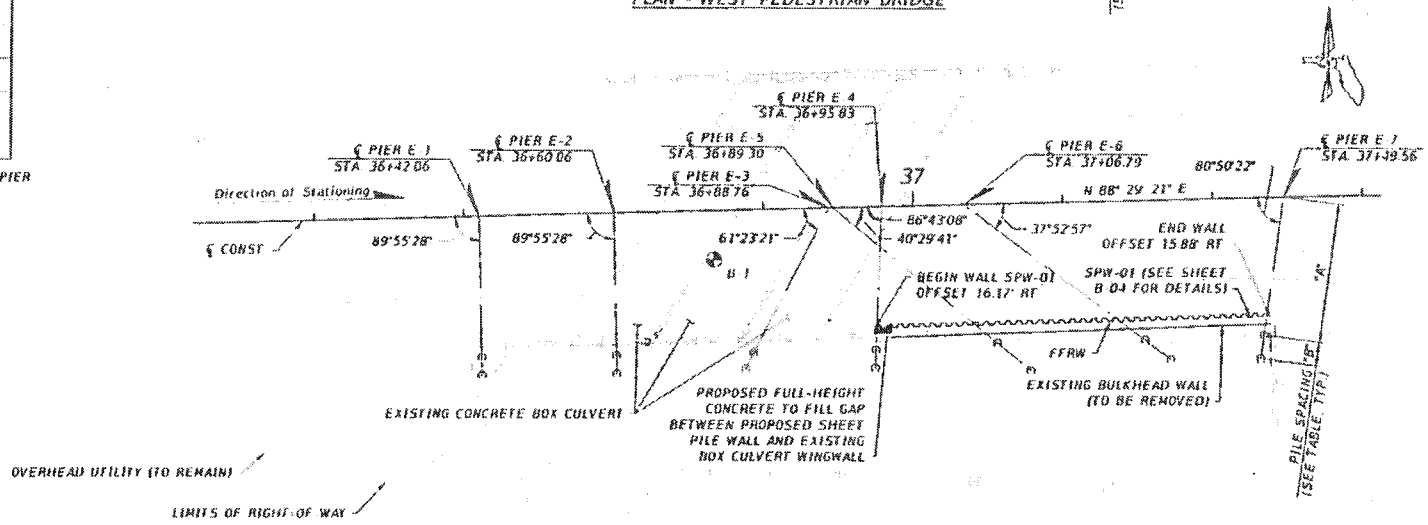

PLAN - EAST PEDESTRIAN BRIDGE

THE OFFICIAL RECORD OF THIS SHEET IS THE ELECTRONIC FILE DIGITALLY SIGNED AND SEALED UNDER RULE 61G15-23.004, F.A.C.

REVISIONS					
DATE	BY	DESCRIPTION	DATE	BY	DESCRIPTION

JENNA JAKES, P.E
P.E LICENSE NUMBER 75577
GAI CONSULTANTS, INC
1301 RIVERPLACE BLVD - SUITE 900
JACKSONVILLE, FL 32207
CERTIFICATE OF AUTHORIZATION 9951

DRAWN BY SHB
CHECKED BY JLJ
DESIGNED BY JLJ
CHECKED BY GJM

CITY OF JACKSONVILLE
PUBLIC WORKS DEPARTMENT

ROAD NO.	COUNTY	CITY CONTRACT NO.
N/A	DUVAL	XXXX XX

SHEET TITLE: FOUNDATION LAYOUT

PROJECT NAME: TWO PEDESTRIAN BRIDGE REPLACEMENTS ON SAN CLERC ROAD

SHEET NO. B 03

10/18/2018 12:27:04 PM

EXHIBIT N-2

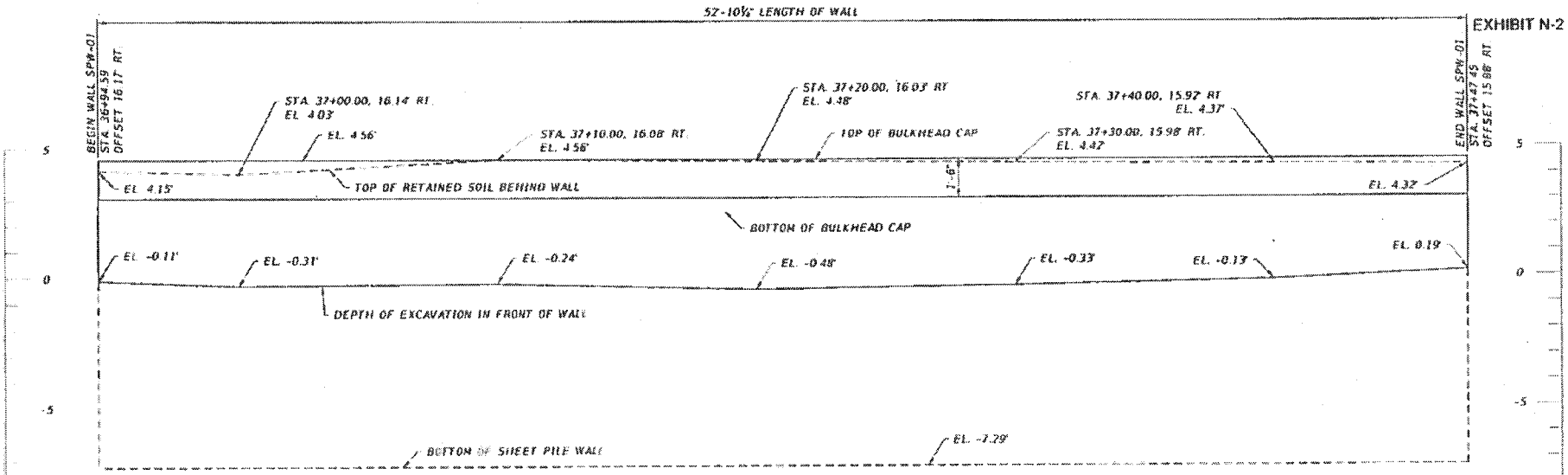

ELEVATION - WALL SPW-01

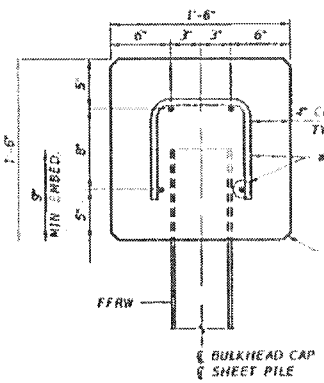

TYPICAL SECTION THROUGH SPW-01
(SCALE: 4:1)

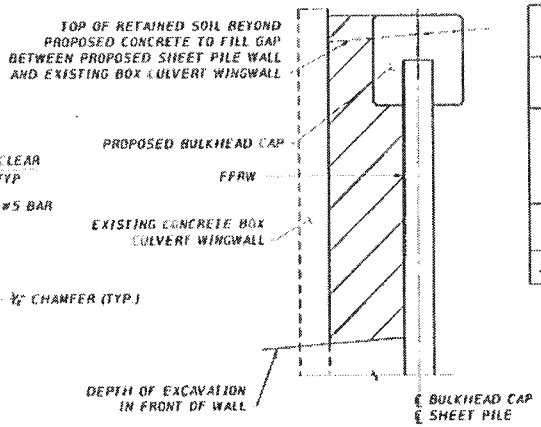

VIEW A-A
(SCALE: 2:1)
(FOR LOCATION OF VIEW A-A, SEE SHEET B-03)

PROPOSED FULL-HEIGHT CONCRETE TO FILL GAP BETWEEN PROPOSED SHEETPILE WALL AND EXISTING BOX CULVERT WINGWALL

STEEL SHEET PILE WALL, CANTILEVER DATA TABLE

Table Date 07-01-12

CONSTRUCTION INFORMATION							DESIGN PARAMETERS				
WALL LOCATION		(S) MINIMUM * SECTION MODULUS (in³/ft)		MINIMUM REQUIRED MOMENT OF INERTIA (in⁴/ft)	MINIMUM WALL TIP ELEVATION (ft)	WALL TOP ELEV (ft)	SOIL ELEVATION **		WATER ELEVATION		DESIGN LIVE LOAD (psf)
STATION (begin to end)	OFFSET (ft)	A-328 (ksi) fy=39 ksi	A-572 (ksi) fy=50 ksi				FRONT OF WALL (ft)	BACK OF WALL (ft)	FRONT OF WALL (ft)	BACK OF WALL (ft)	
36+94.59 TO 37+47.45	***	1.49	1.16	2.82	-7.29	4.56	-0.50	4.56	2.56	-0.44	220

* MINIMUM SECTION MODULUS IS BASED ON HOT ROLLED SECTIONS. FOR COLD ROLLED SECTIONS, INCREASE MINIMUM SECTION MODULUS BY 20%.

** MINIMUM OF DESIGN GROUND SURFACE OF DESIGN SCOUR DEPTH.

*** OFFSET MEASURED FROM ℄ CONSTRUCTION, OFFSET VARIES (SEE FOUNDATION LAYOUT)

NOTES:

1. WALL DEFLECTIONS WILL CAUSE DISTRESS OF ADJACENT PAVEMENT DURING CONSTRUCTION. THE CONTRACTOR SHALL MAINTAIN PAVEMENT CONDITIONS BEHIND THE SHEET PILE WALLS DURING CONSTRUCTION. THE COST OF MAINTAINING ADJACENT PAVEMENT SHALL BE INCLUDED IN THE COST OF THE TEMPORARY STEEL SHEET PILE WALL.
2. THE DESIGN PARAMETERS INDICATED IN THIS TABLE WERE USED IN THE SHEET PILE WALL ANALYSIS. IF THE CONTRACTOR PLANS OPERATIONS, WHICH EXCEED THE DESIGN PARAMETERS SHOWN ABOVE, THE CONTRACTOR'S SPECIALTY ENGINEER WILL REDESIGN THE WALL TO RESIST CONSTRUCTION LOADS AT A MAXIMUM DEFLECTION OF 3.0 INCHES.

REVISIONS

DATE	BY	DESCRIPTION	DATE	BY	DESCRIPTION

JENNA JAKES, P.E.
P.E. LICENSE NUMBER 75577
GAI CONSULTANTS, INC
1301 RIVERPLACE BLVD SUITE 900
JACKSONVILLE, FL 32207
CERTIFICATE OF AUTHORIZATION 9951

DRAWN BY SNB
CHECKED BY JJ
DESIGNED BY JJ
CHECKED BY GJM

CITY OF JACKSONVILLE
PUBLIC WORKS DEPARTMENT

PROJECT NO.	COUNTY	CITY CONTRACT NO.
N/A	DUVAL	XXXX-XX

SHEET TITLE: WALL SPW-01

PROJECT NAME: TWO PEDESTRIAN BRIDGE REPLACEMENTS ON SAN CLERC ROAD

SHEET NO. B-04

THE OFFICIAL RECORD OF THIS SHEET IS THE ELECTRONIC FILE DIGITALLY SIGNED AND SEALED UNDER RULE 61G15-23.004, F.A.C.

EXHIBIT N-2

COORDINATE DATA				
LINE	CONTROL POINT	STATION	COORDINATES	
			NORTH	EAST
℄ CONST	POT	30+00.00	2142575.95	465232.77
℄ CONST		32+80.00	2142583.33	465512.67

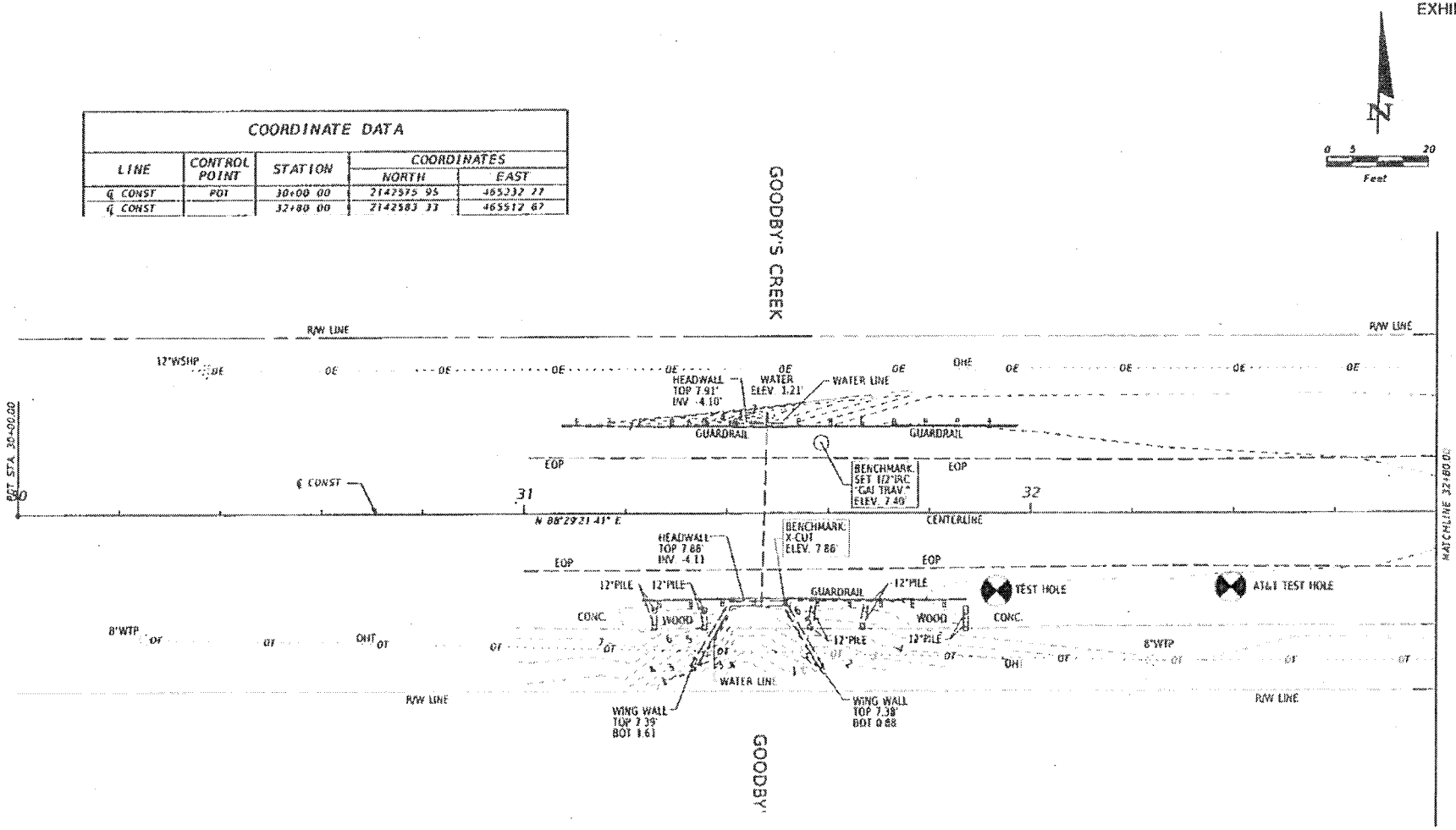

REVISIONS			
DATE	DESCRIPTION	DATE	DESCRIPTION

ROBERT E. BAXTER, P.E
P.E. LICENSE NUMBER 63567
GAI CONSULTANTS, INC.
1301 RIVERPLACE BLVD. - SUITE 900
JACKSONVILLE, FL 32207
CERTIFICATE OF AUTHORIZATION 9951

STATE OF FLORIDA
CITY OF JACKSONVILLE

ROAD NO.	COUNTY	FINANCIAL PROJECT ID
N/A	DUVAL	

ROADWAY PLAN (1 OF 3)

SHEET NO.
B-05

EXHIBIT N-2

COORDINATE DATA				
LINE	CONTROL POINT	STATION	COORDINATES	
			NORTH	EAST
℄ CONST		32+80 00	2142583 33	465512 67
℄ CONST		35+60 00	2142590 72	465792 57

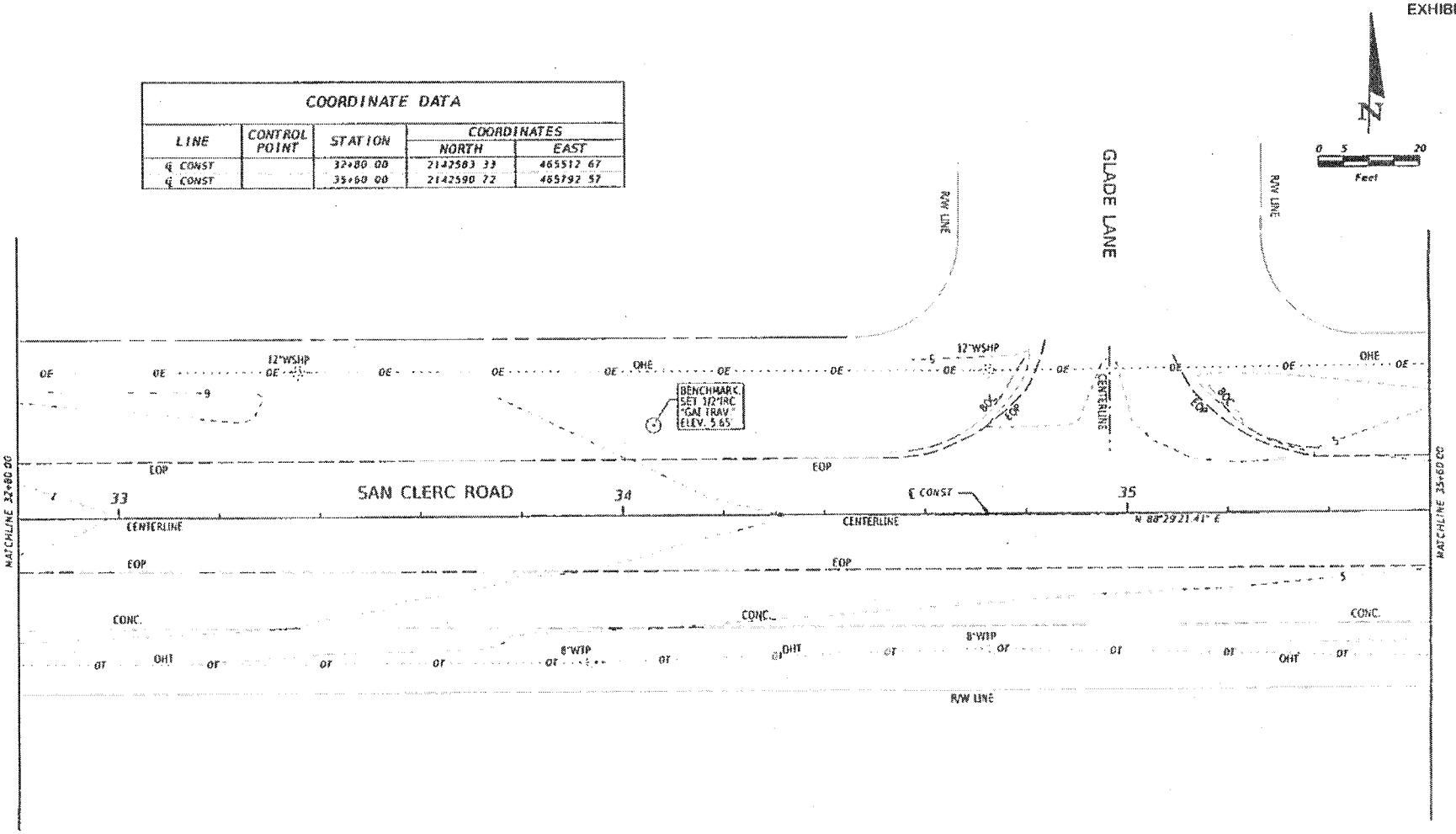

REVISIONS			
DATE	DESCRIPTION	DATE	DESCRIPTION

ROBERT E. BAXTER, P.E.
P.E. LICENSE NUMBER 63567
GAI CONSULTANTS, INC.
1301 RIVERPLACE BLVD. SUITE 900
JACKSONVILLE, FL 32207
CERTIFICATE OF AUTHORIZATION 9951

STATE OF FLORIDA
CITY OF JACKSONVILLE

ROAD NO.	COUNTY	FINANCIAL PROJECT ID
N/A	DUVAL	

ROADWAY PLAN (2 OF 3)

SHEET NO.
B-06

EXHIBIT N-2

COORDINATE DATA				
LINE	CONTROL POINT	STATION	COORDINATES	
			NORTH	EAST
℄ CONST		35+60 00	2142580 72	465792 57
℄ CONST		38+00 00	2142597 04	466032 49

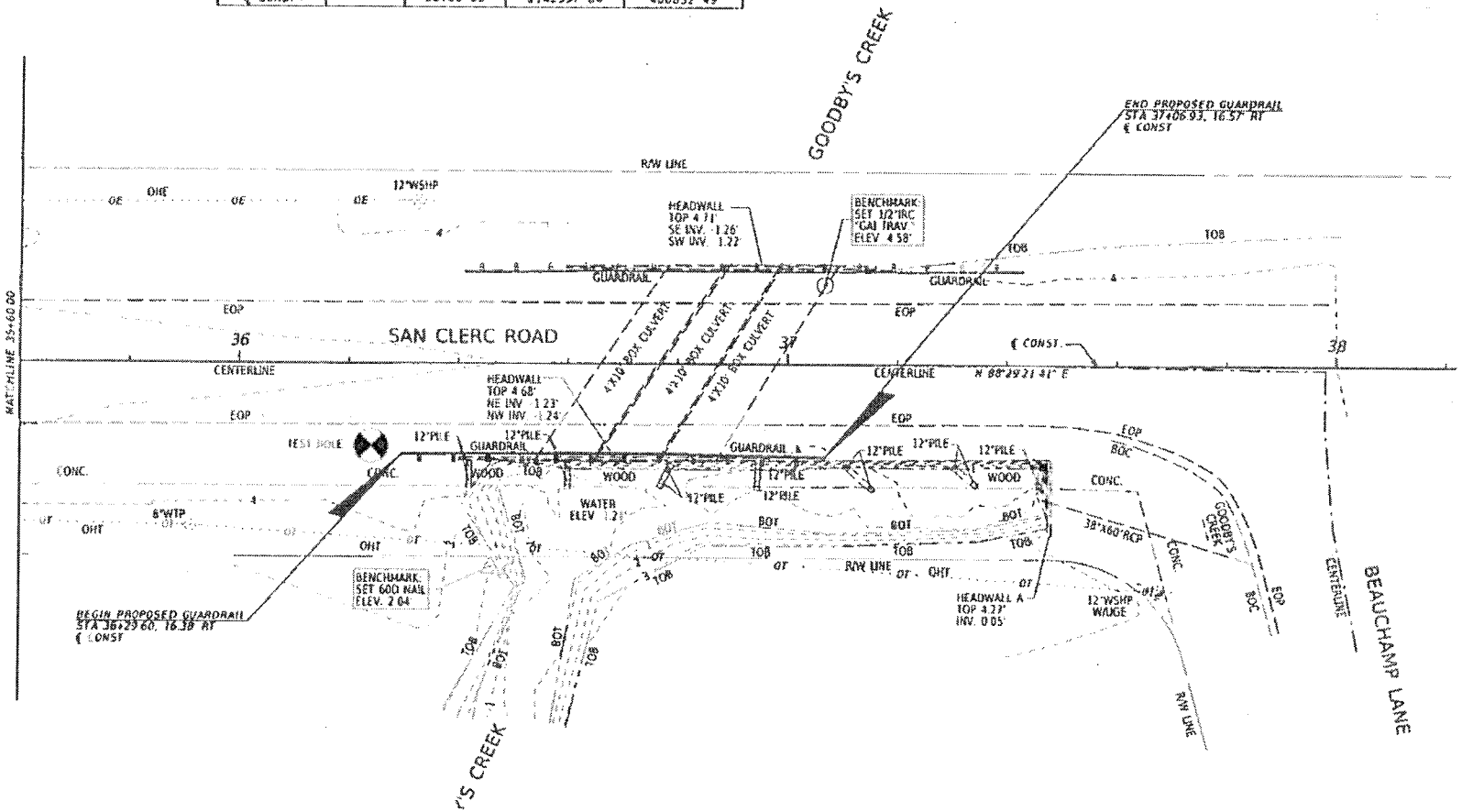

REVISIONS			
DATE	DESCRIPTION	DATE	DESCRIPTION

ROBERT E. BAXTER, P.E.
P.E. LICENSE NUMBER 63567
GAI CONSULTANTS, INC
1301 RIVERPLACE BLVD. - SUITE 900
JACKSONVILLE, FL 32207
CERTIFICATE OF AUTHORIZATION 9951

STATE OF FLORIDA
CITY OF JACKSONVILLE

ROAD NO.	COUNTY	FINANCIAL PROJECT ID
N/A	DUVAL	

ROADWAY PLAN (3 OF 3)

SHEET NO. B-07

EXHIBIT N-2

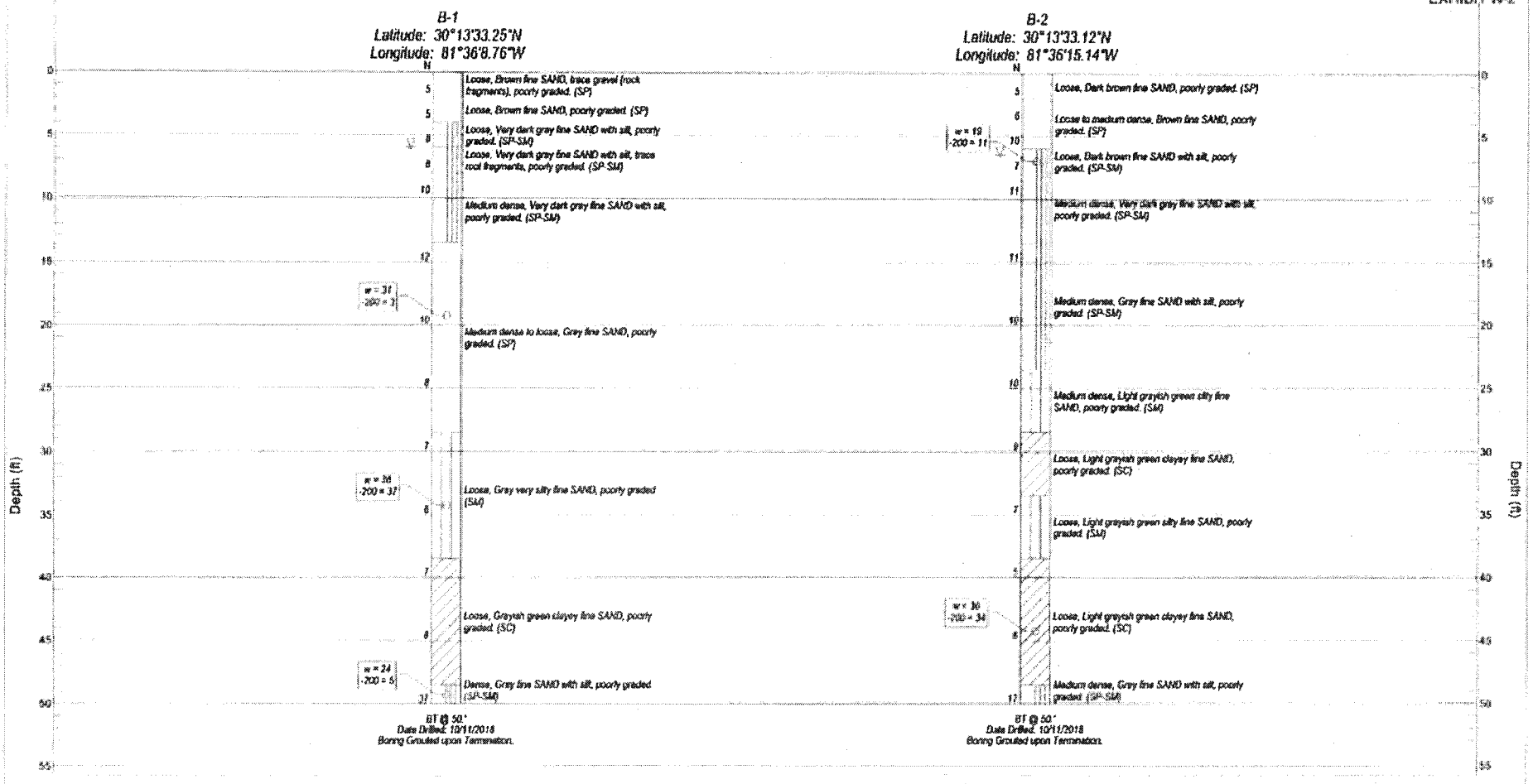

Legend

- Fine Sand
- Fine Sand with Silt
- Silty Fine Sand
- Clayey Fine Sand

N — Standard Penetration Resistance, Blows/Foot

BT — Boring Terminated at Depth Below Existing Grade

(SP) — Unified Soil Classification System (USCS)

▽ — Depth to Groundwater at Time of Drilling

w — Natural Moisture Content (%)

-200 — % Passing No. 200 U.S. Standard Sieve

REVISIONS					
DATE	BY	DESCRIPTION	DATE	BY	DESCRIPTION

BRETT H. HARRISON, P.E. P.E. NO. 74479

MAE

Meskel & Associates Engineering, PLLC

FL Certificate of Authorization No. 28143

8636 Western Way, Suite 12, Jacksonville, FL 32256

GAI Consultants, Inc.

DATE	MAE PROJECT NO.
11/5/2018	0019-0014

SHEET TITLE: REPORT OF CORE BORINGS

PROJECT NAME: TWO PEDESTRIAN BRIDGE REPLACEMENTS ON SAN CLERC ROAD

FIGURE NO.

SUBJECT: **RFQ FOR DESIGN-BUILD SVCS FOR HORIZONTAL/CIVIL ENGINEERING PROJECTS**

BID # **CDB-0006-16** OPEN DATE: **10/21/2015**

COMPETITIVE SEALED PROPOSAL EVALUATION COMMITTEE

KIND AND BASIS OF CONTRACT:
CONSTRUCTION – DESIGN/BUILD

AGENCY: **DEPARTMENT OF PUBLIC WORKS**

BASIS OF AWARD: **QUALIFICATIONS BASED**

NUMBER OF BIDS INVITED: - NUMBER RECEIVED: - OTHER: -

SUMMARY OF BIDS AND RECOMMENDED ACTIONS:

The Department of Public Works has completed negotiations with J.B. Coxwell Contracting, Inc., for the San Clerc Road Pedestrian Bridge Replacement project in accordance with subject bid.

Recommend approval of award to J. B. Coxwell Contracting, Inc., to provide surveying, geotechnical and 60% design services for the Replacement of 2 Pedestrian Bridges near 4610 San Clerc Road. Guaranteed Maximum Price in the amount of $53,310.39, per attached Scope & Fee Summary "Exhibit N-1" and allowing for the completion of work within 120 days from notice to proceed.

Funding for this project to be executed by Amendment 12A for contract # 6533-54 and encumbered by account: PWCP32ERD549-069505-PW0381-02

Attachments: Recommendation Memo, Exhibit "N-1", Previous Award(s)

BUYER Marilyn Laidler
MARILYN LAIDLER

RESPECTFULLY SUBMITTED
GREGORY PEASE, CHIEF
PROCUREMENT DIVISION

CONCURRENCE BY: **William J. Joyce, P.E., Director of Operations, Public Works Department**

(ALL AWARD ACTIONS SUBJECT TO LAWFULLY APPROPRIATED FUNDS)
ACTION OF CSPEC COMMITTEE ON RECOMMENDATIONS ABOVE

MEMBERS APPROVING 5 MEMBERS DISAPPROVING Ø DATE: 6/21/18

OTHER

ACTION OF AWARDING AUTHORITY DATE 6/21/18

APPROVED DISAPPROVED:

OTHER:

SIGNATURE OF AUTHENTICATION

Sam E. Mousa
Chief Administrative Officer
For: Mayor Lenny Curry
Under Authority of:
Executive Order No. 2015-05

SUBJECT: RFQ- FOR DESIGN- BUILD SERVICES OF HORIZONTAL/CIVIL ENGINEERING PROJECTS

BID # CDB-0006-16

OPEN DATE: 10/21/2015

COMPETITIVE SEALED PROPOSAL EVALUATION COMMITTEE

KIND AND BASIS OF CONTRACT:
CONSTRUCTION – DESIGN/BUILD

AGENCY: DEPARTMENT OF PUBLIC WORKS

BASIS OF AWARD: EVALUATION CRITERIA

NUMBER OF BIDS INVITED: 5 NUMBER RECEIVED: 5 OTHER: 1

SUMMARY OF BIDS AND RECOMMENDED ACTIONS:

The City had previously issued this RFP, and the evaluation committee has evaluated proposals. Subsequently, presentations were conducted and evaluated on January 28, 2016. Based upon the combination of proposal and presentation evaluations, scores and rankings are as follows (Listed in alphabetical order):

2) Archer-Western – 118.25
3) Callaway Contracting, Inc. - 100
1) J.B. Coxwell Contracting, Inc. - 121.5

Recommend approval of award to J.B. Coxwell Contracting, Inc., as receiving the highest score in accordance with the evaluation and ranking above. Period of Service will be five (5) years from effective date of contract with funding not-to-exceed $6,000,000.00 annually. To be executed by formal contract through Office of General Counsel.

Attachments: Recommendation Memo, Scoring Matrix, Previous Award

BUYER Marilyn Laidler
MARILYN LAIDLER

RESPECTFULLY SUBMITTED
GREGORY PEASE, CHIEF
PROCUREMENT DIVISION

CONCURRENCE BY: Thomas N. Fallin, P.E., Acting Chief-Engineering & Construction Management Division

(ALL AWARD ACTIONS SUBJECT TO LAWFULLY APPROPRIATED FUNDS)
ACTION OF CSPEC COMMITTEE ON RECOMMENDATIONS ABOVE

MEMBERS APPROVING 5 MEMBERS DISAPPROVING _____ DATE: 2/4/16

OTHER _____

ACTION OF AWARDING AUTHORITY DATE 2/04/16

MR APPROVED ✓ DISAPPROVED: _____

OTHER: _____

SIGNATURE OF AUTHENTICATION

Sam E. Mousa
Chief Administrative Officer
For: Mayor Lenny Curry
Under Authority of
Executive Order No. 2015-05

SUBJECT: RFQ- FOR DESIGN- BUILD SERVICES OF HORIZONTAL/CIVIL ENGINEERING PROJECTS

BID # CDB-0006-16

OPEN DATE: 10/21/2015

COMPETITIVE SEALED PROPOSAL EVALUATION COMMITTEE

KIND AND BASIS OF CONTRACT:
CONSTRUCTION – DESIGN/BUILD

AGENCY: DEPARTMENT OF PUBLIC WORKS

BASIS OF AWARD: EVALUATION CRITERIA

NUMBER OF BIDS INVITED: 5 NUMBER RECEIVED: 5 OTHER: 1

SUMMARY OF BIDS AND RECOMMENDED ACTIONS:

The City had previously issued this RFP, and the evaluation committee has evaluated proposals. Based upon the proposal evaluation, the average scores and rankings are as follows (Listed in alphabetical order):

2) Archer-Western Contractors, LLC. – 91
1) J.B. Coxwell Contracting- 92
3) Callaway Contracting- 74

Pursuant to Section 2.6 – Award of Contract of the RFP, recommend approval to conduct formal interviews with each of the three-top ranked Firms.

Attachments: Recommendation Memo, Scoring Matrix, Bid Tabulation, Section 2.6, JSEB Letter

BUYER Marilyn Raidler
MARILYN RAIDLER

RESPECTFULLY SUBMITTED
GREGORY PEASE, CHIEF
PROCUREMENT DIVISION

CONCURRENCE BY: William J. Joyce, P.E., Chief-Engineering & Construction Management

(ALL AWARD ACTIONS SUBJECT TO LAWFULLY APPROPRIATED FUNDS)

ACTION OF CSPEC COMMITTEE ON RECOMMENDATIONS ABOVE

MEMBERS APPROVING 5

MEMBERS DISAPPROVING _____ DATE: 12-30-15

OTHER _____

ACTION OF AWARDING AUTHORITY

MR APPROVED ✓ DISAPPROVED: _____ DATE 1/01/16

OTHER: _____

SIGNATURE OF AUTHENTICATION Sam E. Mousa

Sam E. Mousa
Chief Administrative Officer
For: Mayor Lenny Curry
Under Authority of:
Executive Order No. 2015-05

FISCAL MO/YEAR : 12 2019 CURRENCY CODE :
INDEX CODE : PWCP143RD549 PW 5-YR RD PROGRAM-CAPITAL PROJECTS
SUBOBJECT : 06505 OTHER CONSTRUCTION COSTS
PROJECT : PW0381 COUNTYWIDE INTERSECTION IMP,BRIDGE REHAB
PROJECT DETAIL : 02 COUNTYWIDE INTERSECTION IMP,BRGE-BRIDGES
GRANT :
GRANT DETAIL :
USER CODE :

S	SEPT 2019	ANNUAL BALANCE	ALL YEARS BALANCE
ESTIMATED REVENUES	.00	.00	.00
REVENUES	.00	.00	.00
UNREALIZED REVENUES	.00	.00	.00
BUDGET	.00	-1,334,240.49	1,133,388.10
EXPENDITURES	.00	1,508.95	10,779.09
ENCUMBRANCES	.00	.00	.00
PRE-ENCUMBRANCES	.00	.00	.00
REMAINING BALANCE	.00	-1,335,749.44	1,122,609.01

F1-HELP F2-SELECT F4-PRIOR F5-NEXT
F9-LINK F10-PRIOR-MO F11-NEXT-MO
G005 - PRIOR RECORD DISPLAYED