Docusign Envelope ID: 8756D6BD-A7AE-4762-8BDD-67F5763A581F

# City of Jacksonville, Florida

*Procurement Award Form (PAF)*

**Part 1 – Form Type:** JPAC 126.204 (a) New Award, Renewals, Waive Technical Defects, Price Increases, NTE Increases.

Goods and/or Services: Foxhaven Drive Bulkhead

**Requested Action and Justification:**

Recommend approval to amend the award with Hal Jones Contractor to implement Amendment #15B, Exhibit Q-1 to provide design and construction services for the repair work at the Foxhaven Drive Bulkhead per the attached proposal in the amount of $1,068,910.40. Total revised expenditure not to exceed $1,173,785.98. Period of service will be from date of executed contract through project completion.

To be executed via formal contract amendment through the Office of General Counsel

| | | | | | |
|---|---|---|---|---|---|
| **Supplier:** | Hal Jones Contractor | **Basis of Award:** | Highest Evaluated | **BID Opening Date:** | 6/20/2019 |

| | | | | | |
|---|---|---|---|---|---|
| **POA #:** | 70110-20 | **PO #:** | TBD | **Change Order #:** | N/A |
| **Solicitation #:** | DB CDB-0153 19 | **Contract #:** | 9952-05 | **Contract ADM #:** | 15B |
| **Term:** | Project Completion | **Options:** | N/A | **Options Used:** | N/A |

| | | | |
|---|---|---|---|
| **Federally Funded:** | No | **JSEB Rec:** | Participation |
| **Licenses Verified:** | Yes | **JSEB %:** | 10 |
| **Bonds Required:** | No | **Bonds Waived Pursuant To:** | N/A |

| | | | | | | | | | | |
|---|---|---|---|---|---|---|---|---|---|---|
| **Fund:** | 32124 | **Center:** | 153101 | **Acct:** | 565051 | **Proj:** | 001301 | **Activity:** | 0000000000 | $ 1,000,000.00 |
| **Fund:** | 32124 | **Center:** | 153101 | **Acct:** | 565050 | **Proj:** | 001301 | **Activity:** | 0000000000 | $ 68,910.40 |
| **Fund:** | | **Center:** | | **Acct:** | | **Proj:** | | **Activity:** | | $ |

| | | | | | |
|---|---|---|---|---|---|
| **New NTE/GMP:** | $ 1,173,785.98 | **Contingent Amt:** | $ 0.00 | **DMP/ODPO Amt:** | $ 0.00 |

Initial DT
Initial DT

| | | | |
|---|---|---|---|
| **Using Agency/BU:** | PWEN:ENGINEERING AND CONSTRUCTION MANAGEMENT | | |
| **Concurrence:** | Signed by: Scott Carter, P.E. 20991F9ADFC947E... | **Title:** | CHIEF OF ENGINEERING CONSTRUCTION MANAGEMENT 3/18/2026 |
| **Concurrence:** | 1EFA223D5D23487... | **Title:** | DIRECTOR OF PUBLIC WORKS 3/20/2026 |
| **Concurrence:** | | **Title:** | |
| **Concurrence:** | | **Title:** | |

| | | | |
|---|---|---|---|
| **Procurement Analyst/Buyer:** | Signed by: Kemp, Benjamin 4C8860FACE2449C... | **Chief of Procurement:** | Signed by: 3/24/2026 |
| **Name:** | Kemp, Benjamin | **Name:** | B19F1D517352456... Dustin L. Freeman |

| **Part 2 – JPAC Action:** All award actions subject to lawfully appropriated funds. | | **Part 3 – Final Awarding Authority Action:** | |
|---|---|---|---|
| **Members who approve:** | | **Action:** | |
| **Members who disapprove:** | | **Signature:** | |
| **Date:** | | **Date:** | |

Docusign Envelope ID: 8756D6BD-A7AE-4762-8BDD-67F5763A581F

# PAF Instructions
## Part 1 (using agency)

**Form Type:** This form will be used for both Administrative Awards and JPAC Requests. Select type from dropdown options.

**Goods and/or Services:** Enter a brief description of the types of goods and services included in the request.

**Requested Action and Justification:** Enter a brief description of the requested action or authority being sought. i.e.; *Request permission to award the lowest, responsive responsible bidder for an ITB or award the highest ranked supplier for an RFP.* This block should also be used for additional information such as additional 4th account strings, or other information essential for contract execution.

**Supplier:** Enter awarded supplier name**.** If multiple, include in "Requested Action and Justification" box.

**Basis of Award:** Select from Lowest Price Technical Acceptable (LPTA), Highest Price Technical Acceptable (HPTA) or N/A.

**Bid Opening Date:** The date bids were unsealed by Procurement.

**POA #:** This is your 1Cloud generated Agreement number. Select Type, Enter Number.

**PO #:** Enter the PO number or agreement release number.

**Change Order #:** Provide the applicable change order number represented by this request.

**Solicitation #:** Select Prefix type, Enter Number, and Year.

**Contract #:** This number should be the same as your POA number (unless procured prior to 2020)

**Contract Amendment #:** Provide the applicable amendment number represented by this request.

**Term:** Select the Period of Performance or Term for the initial period.

**Options:** Period of time for each renewal or option.

**Options Used:** Prior to this request, enter how many options were already used.

**Federally Funded:** Select yes or no from dropdown if Federal Funds will be used.

**JSEB Rec:** Select Encouragement or JSEB Set Aside Option.

**JESB %:** If JSEB Participation, enter the percentage.

**Bonds Waived Pursuant to:** Select option from Drop down.

**Funding Sources:** Fund/Center/Account/Project/Activity, all fields are required even if zeros.

**New NTE/GMP:** Enter the new total not to exceed amount. Note, this should match the contract maximum indebtedness, if applicable**.**

**Contingent Amount:** If your agency requests an allowance for unforeseen additional expenses, then specify the amount of your requested increase and new NTE that represents the contingency allowance. This is over and above any quote.

**DMP/ODPO Account:** Enter the Direct Materials Purchase/Owner Direct Purchase Order Account. Used mainly for CIP (Capital Improvement/Construction) Projects

**Using Agency/BU:** Select one from the dropdown list.

**Concurrence:** Using Agency internal routing requirements for Electronic Signatures (follow Proc Manual for threshold requirements)

**Title:** Title of person electronically signing form.

**Attachments:** Included any supplemental information to the Procurement Award Form. i.e.; *Scope of work, previous awards*.

**Any field where there is no data available, or no entry is required, either leave it blank or enter N/A. Any fields where there is known data, include for informational purposes. Any changes to an original award should contain the data that is being changed and any other relevant data required for JPAC review and approval.*

Docusign Envelope ID: 8756D6BD-A7AE-4762-8BDD-67F5763A581F

Exhibit Q-1

HAL JONES CONTRACTOR
A Division of Vecellio & Grogan, Inc.

CGC1529919

HAL JONES CONTRACTOR
A DIVISION OF VECELLIO & GROGAN, INC.

720 Talleyrand Avenue
Jacksonville, FL 32202
P.O. Box 3257 Jacksonville, FL 32206

Phone 904-355-5885
Facsimile 904-355-7648
website vecelliogrogan.com

March 5, 2026

APPROVED

John M Baxter
2026.03.05 14:05:40 -05'00'

Mr. John Baxter, P.E.
City of Jacksonville | Department of Public Works
Engineering & Construction Management Division
214 N. Hogan Street, 10th Floor
Jacksonville Fl, 32202

Re: Foxhaven Drive Bulkhead – 100% Design & GMP Proposal

Dear John:

Hal Jones Contractor (HJC) is pleased to offer our GMP proposal & 100% design services for the repair work at the Foxhaven Drive Bulkhead.

The scope of this work is for the development of the following items:

- 100% Design Plans
- 100% Design Specifications
- Permit applications
- Construction schedule development

Thank you for the opportunity to offer this proposal. If you have any questions or concerns, please do not hesitate to contact me.

Sincerely,

HAL JONES CONTRACTOR
A DIVISION OF VECELLIO & GROGAN, INC.

Greg Tolbert

Greg Tolbert
Sr. Project Manager

Docusign Envelope ID: 8756D6BD-A7AE-4762-8BDD-67F5763A581F

Exhibit Q-1

HAL JONES CONTRACTOR
A Division of Vecellio & Grogan, Inc.

Foxhaven Drive Bulkhead – Proposal Clarification Details

1. Proposal is based on MCE plan set "Sandalwood Canal Bulkhead Repairs" 60% plans submittal dated November 2025.
2. Final engineering costs have been included.
3. Tree removal and replacement landscaping is included.
4. Fence replacement is included.
5. Sidewalk and driveway replacement is included.
6. As-built surveys are included.
7. Rip rap is included at the quantities shown in the plans.
8. We expect the project to take 4.5 months to complete from the issuance of Construction Notice to Proceed.
9. Bond is included.
10. Builders risk insurance is not included.
11. Design build fee is included.
12. Price is valid for 90 days.

Docusign Envelope ID: 8756D6BD-A7AE-4762-8BDD-67F5763A581F

Exhibit Q-1

HAL JONES CONTRACTOR
A Division of Vecellio & Grogan, Inc.

## DESIGN BUILD MARINE CONTRACT

### FOXHAVEN DR SANDALWOOD CANAL - GMP

| DESCRIPTION | UNIT | QUANTITY | UNIT COST | TOTAL COST |
|---|---|---|---|---|
| General Conditions/Project Management | MO | 5 | $ 15,750.00 | $ 78,750.00 |
| Bulkhead Repairs | LS | 1 | $ 770,450.00 | $ 770,450.00 |
| Rip Rap Installation | LS | 1 | $ 105,250.00 | $ 105,250.00 |
| 100% Design / Permitting MCE | LS | 1 | $ 30,040.35 | $ 30,040.35 |
| DB Fee 7.50% | LS | 1 | | $ 73,836.78 |
| | | | Subtotal | $ 1,058,327.13 |
| | | | Bond at 1% | $ 10,583.27 |
| | | | Contingency | $ - |
| | | | TOTAL GMP | $ 1,068,910.40 |

Docusign Envelope ID: 8756D6BD-A7AE-4762-8BDD-67F5763A581F

Exhibit Q-1

# FINAL DESIGN and POST DESIGN PROPOSAL

## FOR

## FOXHAVEN DRIVE BULKHEAD REPLACEMENT

PREPARED BY:

HAL JONES CONTRACTOR

A DIVISION OF VECELLIO GROGAN INC.

&

MORALES CONSULTING ENGINEERS, INC.

November 27, 2025

Docusign Envelope ID: 8756D6BD-A7AE-4762-8BDD-67F5763A581F

Exhibit Q-1



# FOXHAVEN DRIVE BULKHEAD REPLACEMENT

# FINAL DESIGN and POST DESIGN PROPOSAL

**DATE: November 27, 2025**

## GENERAL

This proposal is for the final design and post design for the repairs to the existing bulkhead along Sandalwood Canal and the properties along Foxhaven Dr. in Jacksonville.

Site

Docusign Envelope ID: 8756D6BD-A7AE-4762-8BDD-67F5763A581F

Exhibit Q-1

FOXHAVEN DRIVE BULKHEAD REPLACEMNT, Design Development Proposal

**ITEMS PROVIDED**

a. 60% Comments

**STILL REQUIRE**

a. Final Ready to Build Plans and Specifications

**SCOPE OF WORK**

**GENERAL:** Final design, and Post design services

**DESCRIPTION:** The original bulkhead walls were designed for an 8-foot exposed height. Each sheet was anchored (type of anchor is unknown). It appears that during a storm event in September 2024 a large volume of water was carried by the canal. This large volume caused significant scour to the canal bottom leading to a toe failure on both sides of the canal. The toe failure caused a slope failure behind the wall which allowed some of the anchors to move and subsequently allowed the sheet piles along the south bulkhead to slip under the steel cap. At this time, we will conduct an inspection of the canal walls on both sides of the canal back to Hodges boulevard to see if there are any other signs of scour or wall movement. Once that investigation is complete, we will determine the final limits of the intended repairs. It is anticipated that material will be placed in the scour hole before repairs can be made to the bulkhead. The final limits will depend on the limits and any further distortion caused by the toe failure. We will be using helical soil anchors to secure the new portion of the bulkhead within the established right of way easement. A TCE will be required from the property immediately to the Nort of the construction side as that will be the only access to the site. These TCEs will need to be in place before construction starts.

**FINAL DESIGN AND POST DESIGN**

**a.** Complete 100% ready for Construction plans and specifications for the repairs to the Sandalwood Canal bulkheads

**b.** Provide site visit, shop drawing revise and approvals and respond to contractors Request for additional information.

Docusign Envelope ID: 8756D6BD-A7AE-4762-8BDD-67F5763A581F



# APPENDIX A

## FEE PROPOSAL

Docusign Envelope ID: 8756D6BD-A7AE-4762-8BDD-67F5763A581F

Exhibit Q-1

| PART I - GENERAL | |
|---|---|
| **1. Project:**<br>Foxhaven Drive Bulkhead Replacement 60 to 100 & Post Design | **2. Project Number** |
| **3. Name of Consultant**<br>Morales Consulting Engineers, Inc. | **4. Date**<br>11/27/2025 |

| PART II - LABOR RELATED COSTS | | | | |
|---|---|---|---|---|
| **5. Labor @ Contract Rates** | Hourly Rate | Estimated Hours | Estimated Cost | TOTAL |
| Project Manager | $ 90.00 | 20 | $ 1,800.00 | |
| Design Engineer | $ 90.00 | 60 | $ 5,400.00 | |
| Senior Engineering Tech | $ 35.00 | 124 | $ 4,340.00 | |
| Technician/CADD | $ 35.00 | 0 | $ 0.00 | |
| Clerical | $ - | 0 | $ 0.00 | |
| **TOTAL DIRECT LABOR** | $ 56.57 | 204 | | $ 11,540.00 |
| **6. Overhead (Combined Fringe Benefit & Administrative)** | | | | |
| Overhead Rate | 136.65 % x Total Direct Labor | | | $ 15,769.41 |
| **7. SUBTOTAL: Labor + Overhead** | | | | $ 27,309.41 |
| **8. PROFIT: Labor Related Costs (Item 7)** | | x | 10.00% | $ 2,730.94 |

| PART III - OTHER COSTS | | |
|---|---|---|
| **9. Miscellaneous Direct Costs** | | |
| Transportation | $ 0.00 | |
| Original Reproducibles | $ 0.00 | |
| Reproduction | $ 0.00 | |
| Shipping | $ 0.00 | |
| Other | $ 0.00 | |
| MISCELLANEOUS DIRECT COSTS SUB-TOTAL | | $ - |
| **10. SUBCONTRACTS (Lump Sum)** | | |
| SUBCONTRACT SUB-TOTAL | | $ - |
| TOTAL AMOUNT (Items 5, 6, 8, 9 and 10) | | $ - |
| **11. REIMBURSABLE COSTS (Limiting Amount)** | | |
| | $ 0.00 | |
| | $ 0.00 | |
| | $ 0.00 | |
| | $ 0.00 | |
| SUBTOTAL REIMBURSABLES | | $ - |

| PART IV - SUMMARY | |
|---|---|
| TOTAL AMOUNT OF CONTRACT<br>(Items 5, 6, 8, 9, 10 and 11) | $ **30,040.35** |

Docusign Envelope ID: 8756D6BD-A7AE-4762-8BDD-67F5763A581F

Exhibit Q-1

# 60% Submittal

# SANDALWOOD CANAL BULKHEAD REPAIRS

JACKSONVILLE, FLORIDA

NOVEMBER 2025

## CITY OF JACKSONVILLE NOTES

### GENERAL

All construction shall be performed in accordance with the approved plans and comply with all standard city policies and practices. City approval is contingent upon any required state or federal permit approvals such as those from the Department of Environmental Protection or the St. Johns River Water Management District (SJRWMD).

### UTILITY WORK

Plan approval through Development Services does not include utilities. Proposed water, sewer or electric construction must be approved separately through the respective utility company. In most cases this will be:

JEA
JEA Water - 1st Floor
21 W. Church Street
Jacksonville, FL 32202
Adjacent Jacksonville Electric Authority Electric Distribution

### WORK WITHIN THE RIGHT-OF-WAY

CITY: Except for new subdivision infrastructure construction all work performed within a City of Jacksonville right-of-way or easement requires a Right-of-way Permit. The contractor performing the proposed work must have a current Right-of-way Bond on file with Development Services. Right-of-way Permit applications are processed at:

Development Services Customer Service Counter
1 Ladybird Building, 2nd Floor
214 N. Hogan St.
Jacksonville, FL 32202
(904) 255-8594
Hours: 7:30-4:00

STATE: All work performed within a state right-of-way requires a permit from the Florida Department of Transportation (FDOT). It is the developer's responsibility to obtain required FDOT permits or maintenance-of-traffic approvals for work within FDOT rights-of-ways. The FDOT regional office can be contacted at (904) 360-5200. Any changes to the approved plans needed for FDOT approval must be submitted to Development Services as revisions.

Adjacent State Roads: _____

RAILROAD: Railroad companies may require special approvals or permits to work within their right-of-ways. It is the developer's responsibility to obtain permission from any railroad right-of-way owner before performing any work within their right-of-way.

### STORMWATER

Annual reports in compliance with the SJRWMD stormwater permits are required from the maintenance entity of all stormwater management facilities. Send copies of the reports to:

Engineering and Construction Management
1 Ladybird Building, 10th Floor
214 N. Hogan St.
Jacksonville, FL 32202
Mailbox: stormwaterreports@coj.net

The owner of any project site (1) acre or larger is required to provide a Notice of Intent (NOI) in accordance with criteria set forth in the city's NPDES permit within 48 hours of beginning construction. Send NOI and NOI fee to:

Florida Department of Environmental Protection
4049 Reinhardt Blvd. Suite 1 Mail Stop 4510
Jacksonville, Florida 32216-0958
(904) 256-1700
or (Alternative) FAX to (904) 256-1591 or SJRNOI@FDEP.US

The contractor shall contact the Environmental Quality Division, Erosion and Sedimentation Control Section (ESC) to provide verification that applicable stormwater permits have been obtained and to schedule a pre-construction ESC site inspection:

Environmental Quality Division
214 North Hogan Street, 3rd Floor
Jacksonville, FL 32202
(904) 255-7226

### FIRE MARSHALL

Plan review and approval does not relieve the contractor of complying with all applicable State Fire Codes.

Underground mains and hydrants shall be installed, completed, and in service prior to construction work.

Underground contractor shall submit to the Fire Marshall for approval complete specs for all underground pipe and fittings relating to fire protection PRIOR to installation and inspection. Contractor shall include manufacturer's name and pipe ID along with contractor's state license number.

### LANDSCAPE

A Site Work Permit is required for this project.

☐ Tree Fund payment is due: _____ Inches at $_____ = $_____

☐ Article 25 funds are due: _____ Inches at $_____ = $_____

### TRAFFIC ENGINEERING

TRAFFIC SIGNS

Metro Name (each) _____

Standard (each) _____

Stop/Yield (each) _____

Design (per plat) 1 per plat

Installation (per hour) 1 per 2 signs (rounded up)

_____ Streetlights Required

NOTE: Traffic sign costs change from time to time. Consult Attachment 8 of the I and Development Procedures Manual (http://fdpm.jaxdev.com/) for the current rates before paying for any sign installations.

No lane closures allowed from 7 a.m. to 9 a.m. and from 4 p.m. to 6 p.m.

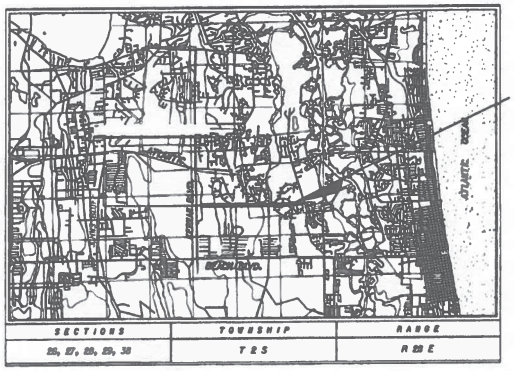


## VICINITY MAP
NTS

## Sheet Index


| | |
|---|---|
| S-1 | KEY SHEET |
| S-2 | GENERAL NOTES |
| S-3 | REPORT OF CORE BORINGS |
| S-4 | SITE SURVEY |
| S-5 | DETAILED PLAN |
| S-6 | TYPICAL SECTION |
| S-7 | CONSTRUCTION SEQUENCE |
| S-8 | SHEET PILE DATA TABLES |
| S-9 | RETAINING WALL DETAILS |
| S-10 | CONTRACTOR LAY DOWN |


## PLAN APPROVAL

_____ Date _____ Development Services Division (Chief)

_____ Date _____ Review Group (Reviewer)

Plan approval is valid for five years after the initial approval date. Revisions made after the initial approval date do not extend this five-year time frame.

PLAN APPROVALS IS SUBJECT TO THE FOLLOWING NOTES AND CONDITIONS:

## GENERAL PROJECT INFORMATION

GENERAL
City Development Number _____
Concurrency Application Number _____
Property Appraiser Number (RE #) _____
Zoning Designation _____
Zoning Application(s) (If any) _____

PUD Ordinance Number _____
FIRM - Community - Panel _____
Flood Zones (Show in Plans) _____
Base Flood Elev. (Show in Plans) _____
Vertical Datum Used for Project _____
JEA Availability Number _____

SUBDIVISION
PSD Number _____
City or Private Inspection _____
Public or Private Roads _____
Subdivision ("911") Disk Provided? _____

NON-SUBDIVISION
North American Industry Classification System (NAICS) _____
Impervious Area (Sq. Ft.) _____

SANDALWOOD CANAL BULKHEAD REPAIRS

CITY OF JACKSONVILLE, FLORIDA
DEPARTMENT OF PUBLIC WORKS

| DATE | SCALE | PROJECT # |
|---|---|---|
| November 2025 | NTS | |

MICHALES & CONSULTING ENGINEERS, INC.
3832-910 BEACH ESTATES RD
SUITE 132
JACKSONVILLE, FL 32217
(904) 434-4356
CERT OF AUTH NO. 20712
ENGINEER OF RECORD: EDUARDO I. MICHALES II, PE
FLORIDA REGISTRATION No. 44868

S-1

Docusign Envelope ID: 8756D6BD-A7AE-4762-8BDD-67F5763A581F

Exhibit Q-1

## CONSTRUCTION SPECIFICATIONS:

1. July 2025 Florida Department of Transportation Standard Specifications for Road and Bridge Construction, and supplements thereto. FDOT FY 25-26 Design Standards.
2.

## DESIGN SPECIFICATIONS:

1. American Association of State Highway and Transportation Officials (AASHTO) Load and Resistance Factor (LRFD) Bridge Design Specifications, 7th Edition (2014) plus interims.
2. FDOT Structures Manual, dated January 2017.

## DESIGN METHODOLOGY:

1. Load and Resistance Factor Design method using service and strength limit states.

## DESIGN LOADING:

1. Dead Loads:
   Concrete: 150 pcf
   Soil: See Geotechnical Soil Parameters on GENERALIZED SOIL PROFILES sheet.
2. Surcharge: No live load surcharge loading for service condition. Live load surcharge of 150 psf for strength condition.

## ENVIRONMENTAL CLASSIFICATION:

1. Moderately Aggressive (Resistivity = 1900 ohm-cm)

## SITE CONDITIONS:

1. Contractor to visit the site to confirm site conditions are the same as depicted in plans before submitting bid. Coordinate access as needed with property owners. Do not disturb any private structures.

## MATERIALS:

1. Steel Sheet Piling: ASTM A328, ASTM A572, or ASTM A690.
2. Structural Steel and Plates: ASTM A36.

## ELEVATIONS:

1. Elevations are according to North American Vertical Datum (NAVD) of 1988
2. The Contractor shall field verify elevations and dimensions prior to beginning construction. Stations and elevations may be adjusted as required with written approval from the Engineer.

## FILTERED WEEP HOLES:

1. 4" diameter or smaller stainless steel filter assembly for earth retaining structures, such as Jet Filter, Blue Marlin Filter, or approved equivalent containing a geotextile filter that can be serviced from front face of retaining structure.

## UTILITIES:

1. The Contractor is responsible for field locating all utilities proximate to the wall.
2. The utility locations shown in the plans are approximate.
3. Locate all above ground / aerial utilities within the vicinity of the proposed wall. All work performed near aerial utilities shall meet all local and OSHA clearance requirements
4. Locate and stay clear of all underground utilities in the vicinity of the proposed walls.
5. Coordinate with the property owners the location(s) of any private utilities (e.g., irrigation, water lines, sewage pump-out lines, and electrical conduits). Any private utilities damaged during construction shall be repaired at the cost of the Contractor. If these private utilities will require interruption or disconnection during construction, include in cost of sheet pile wall.

## SLOPE STABILITY:

1. The Contractor is responsible for providing and maintaining stable slopes adjacent to the retaining walls during construction.
2. No general excavation open cuts steeper than 2H:1V shall be made within 15 ft. of walls without approval of the Engineer.

## TEMPORARY CONSTRUCTION EASEMENT:

1. Restrict personnel, the use of equipment, and storage of materials to the area within the Temporary Construction Easement or inside the creek. Stay out of private property outside of the Temporary Construction Easement.

## HEAVY EQUIPMENT

1. Do not place or operate heavy equipment within a distance of 10ft. behind the retaining walls.

## WELDING:

1. Welding details and operations shall be in accordance with the current edition of the AASHTO/AWS D1.5 Bridge Welding Code. Welding procedures shall be submitted and approved prior to welding on the project.

## DAMAGE TO SITE:

1. Any damage to landscaping, fencing lighting, structures, irrigation, or architectural features shall be repaired / replaced as-is at no cost to the City to match existing conditions.

## PILE DRIVING:

1. Existing sheet piles may be in conflict with driving new sheet piles to full depth. Incremental removal and driving may be required. The Contractor should anticipate full removal as needed of existing sheet piles that conflict with driving new wall to full depth.
2. Driving sheet pile is only permitted Monday through Friday between the hours of 8:00 AM to 6:00 PM and Saturday between the hours of 10:00 AM to 5:00 PM. Driving sheet pile is not permitted outside of these specified times or on Sundays and Holidays.

## DISPOSAL OF MATERIAL:

1. Existing elements that are to be removed shall become the property of the Contractor, unless noted otherwise. All elements to be removed shall be handled and disposed of off site as required by local, state, and federal codes or laws, including the monitoring and protection of workers and the public during construction operations.

## SHEET PILE INSTALLATION:

1. No trenching or preformed pile holes will be allowed for the sheet piling installation. If the Contractor cannot drive sheeting to the tip elevation shown, he shall notify the Engineer immediately.

## PROTECTIVE COATING:

1. The exposed side of all sheet piling shall receive a three-coat shop applied protective coating system, comprised of an inorganic zinc primer and two coats of coal tar epoxy. Sheets shall be coated from the top of piling to a depth of 5 feet below the design scour elevation. The design scour elevation is given on the DATA TABLES sheet as the "Front of Wall" soil elevation in the "Cantilever Steel Sheet Pile Wall Data Table".

## SHOP DRAWINGS:

1. Submit shop drawings for approval before commencing with construction. Complete shop drawings to include, but not be limited to: construction sequence, selected wall sheet type, final cap details, concrete mix proportions, reinforcing steel details, shear connector details, and weep hole details.

## BID ITEM NOTE:

1. Any work associated with protecting, replacing or repairing landscaping, pavers, lighting, irrigation systems, private electrical or water lines, railings or fencing shall be considered incidental to the pay item "Steel Sheet Piling"

## FLOATING TURBIDITY BARRIERS:

Install, maintain, and remove turbidity barriers to contain turbidity in accordance with:

1. COJ Standard D-907 (Turbidity Barriers).
2. State of Florida Erosion and Sediment Control Designer and Reviewer Manual (E&SC Manual).

| | | | | | | |
|---|---|---|---|---|---|---|
| DSGN | ONE CITY. ONE JACKSONVILLE. | MORALES CONSULTING ENGINEERS, INC. 3633-610 BAYMEADOWS RD SUITE 132 JACKSONVILLE, FL 32217 PHONE 634-1386 CERT. OF AUTH. NO. 30112 | CITY OF JACKSONVILLE, FLORIDA DEPARTMENT OF PUBLIC WORKS | GENERAL NOTES | SHEET | S-2 |
| DR | | ENGINEER OF RECORD, EDUARDO J. MORALES Jr. PE FLORIDA REGISTRATION No. 41066 | DATE / SCALE / PROJECT # | | DATE | September 2020 |
| CHP | | | NOVEMBER 2025 | SANDALWOOD CANAL REPAIRS | CONTRACT NO. | 9952-05 Amd |
| APVD | | | | | | |

emora 11/19/2025 2:56:47 PM D:\MCE PROJECTS\1906_DB Marine_COJ\1906 DB Marine COJ\1906_16 Foxhaven Bulkhead\0_Drawings\Foxhaven_Wall.dgn

Docusign Envelope ID: 8756D6BD-A7AE-4762-8BDD-67F5763A581F

Exhibit Q-1

## LEGEND

- FINE SAND (SP); SLIGHTLY SILTY FINE SAND (SP-SM)
- SILTY FINE SAND (SM)
- CLAYEY FINE SAND (SC)
- ORGANIC SILTY FINE SAND (SM/PT)
- GROUNDWATER LEVEL AT TIME OF DRILLING
- B.T. — SPT BORING TERMINATED
- (SP) — UNIFIED SOIL CLASSIFICATION SYSTEM
- W / -200 / OC — NATURAL MOISTURE CONTENT (%) / FINES PASSING NO. 200 SIEVE (%) / ORGANIC CONTENT (%)
- N — STANDARD PENETRATION RESISTANCE IN BLOWS PER FT UNLESS OTHERWISE NOTED, NUMBERS TO THE LEFT OF BORING INDICATE N-VALUES.

### GRANULAR MATERIALS

| RELATIVE DENSITY | AUTOMATIC HAMMER SPT N-VALUE (BLOWS/FT) |
|---|---|
| VERY LOOSE | LESS THAN 3 |
| LOOSE | 3-8 |
| MEDIUM DENSE | 8-24 |
| DENSE | 24-40 |
| VERY DENSE | GREATER THAN 40 |

### SILTS AND CLAYS

| CONSISTENCY | AUTOMATIC HAMMER SPT N-VALUE (BLOWS/FT) |
|---|---|
| VERY SOFT | LESS THAN 1 |
| SOFT | 1-3 |
| FIRM | 3-6 |
| STIFF | 6-12 |
| VERY STIFF | 12-24 |
| HARD | GREATER THAN 24 |

NOTES:

1) DRILL AND PENETRATION TESTING WAS PERFORMED IN ACCORDANCE WITH ASTM D-1586.

2) LAYER BOUNDARIES ARE APPROXIMATE AND MAY VARY BETWEEN OR AWAY FROM BORING LOCATIONS.

3) GEOGRAPHICAL COORDINATES WERE COLLECTED USING A HAND HELD GPS UNIT AND SHOULD BE CONSIDERED APPROXIMATE

### STANDARD PENETRATION TEST DATA

| | |
|---|---|
| SPOON INSIDE DIA. | 1.5 INCHES |
| SPOON OUTSIDE DIA. | 2.0 INCHES |
| ASTM STANDARD DROP | |
| AVG. HAMMER DROP | 30.0 INCHES |
| HAMMER WEIGHT | 140.0 LBS |

### ENVIRONMENTAL CLASSIFICATION

CONCRETE: EXTREMELY AGGRESSIVE*
STEEL: EXTREMELY AGGRESSIVE*

*SOIL CLASSIFIED AS "EXTREMELY AGGRESSIVE" DUE TO THE SITE LOCATION BEING WITHIN 2,500 FT. OF A BODY OF WATER (INTRACOASTAL WATERWAY) CONNECTED TO THE ATLANTIC OCEAN WITH CHLORIDES > 6,000 PPM

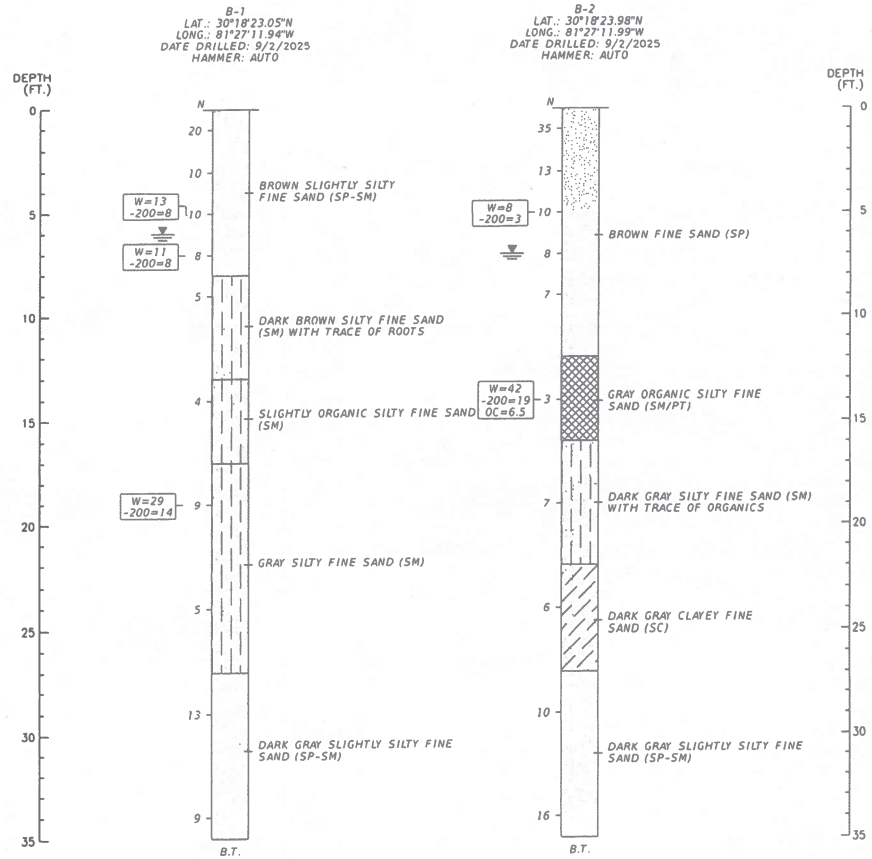


CSIGeo GEOTECHNICAL CMT CEI
2394 ST. JOHNS BLUFF ROAD, S. SUITE 200
JACKSONVILLE, FLORIDA 32246

DSGN | DR | CHK | APVD

ONE CITY. ONE JACKSONVILLE.

MCE — NORALES CONSULTING ENGINEERS, INC. 3010-1010 BANKERS HD SUITE 112 JACKSONVILLE, FL 32217 (904) 474 4104 CERT OF AUTH NO 30112
ENGINEER OF RECORD: EDUARDO J. NORALES JR. PE FLORIDA REGISTRATION NO. 34044

CITY OF JACKSONVILLE, FLORIDA
DEPARTMENT OF PUBLIC WORKS

| DATE | SCALE | PROJECT # |
|---|---|---|
| NOVEMBER 2025 | | |

REPORT OF CORE BORINGS

SANDALWOOD CANAL REPAIRS

SHEET S-3
DATE September 2020
CONTRACT NO. 9952-05 Amd.

emora 11/5/2025 3:00:05 PM D:\MCE PROJECTS\1906 DB _Marina_COJ\1906 DB Marina COJ\1906 18 Fairhaven Bulkhead\4 0_Drawings\Fairhaven Wall.dgn

Docusign Envelope ID: 8756D6BD-A7AE-4762-8BDD-67F5763A581F

Exhibit Q-1

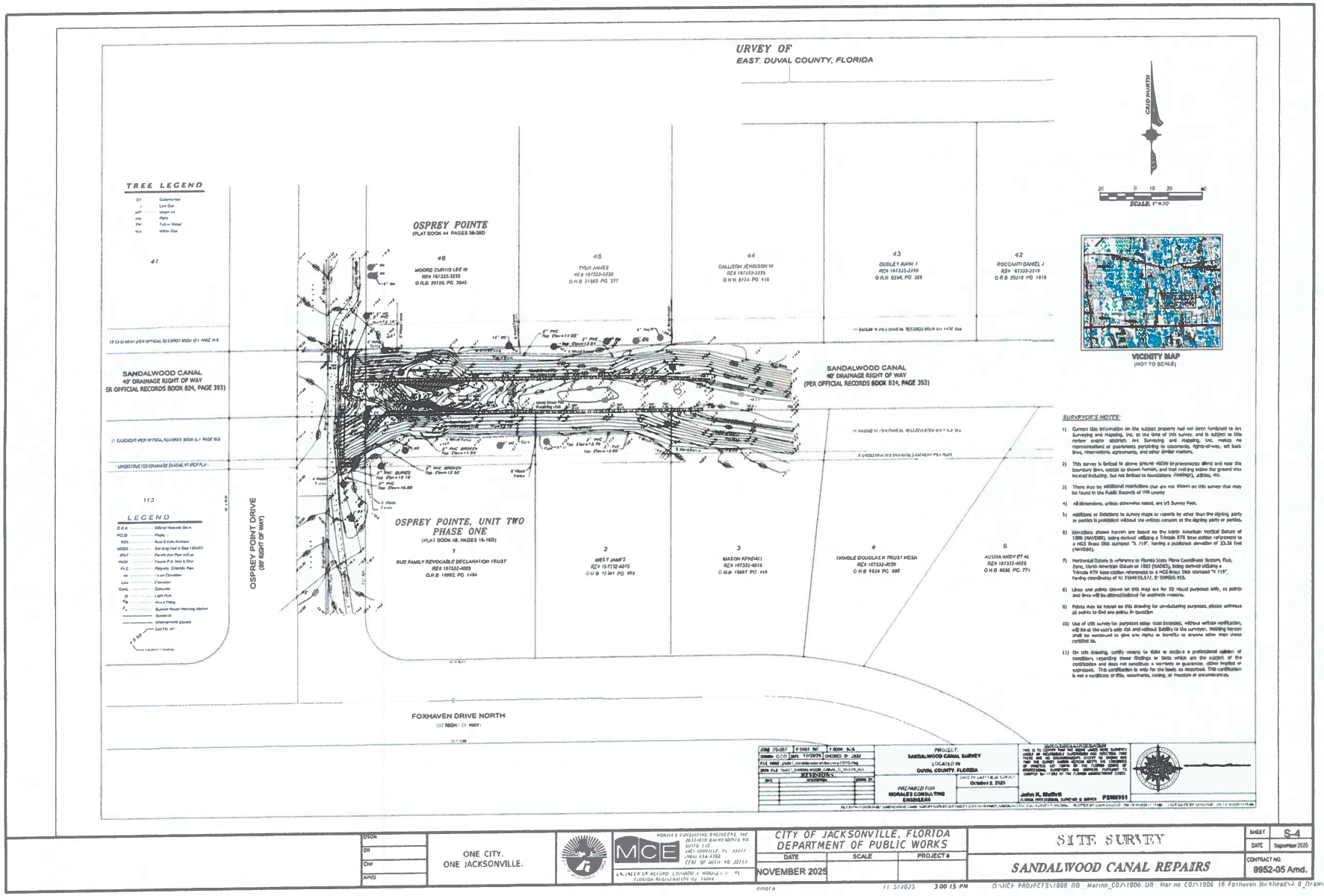

Docusign Envelope ID: 8756D6BD-A7AE-4762-8BDD-67F5763A581F

Exhibit Q-1

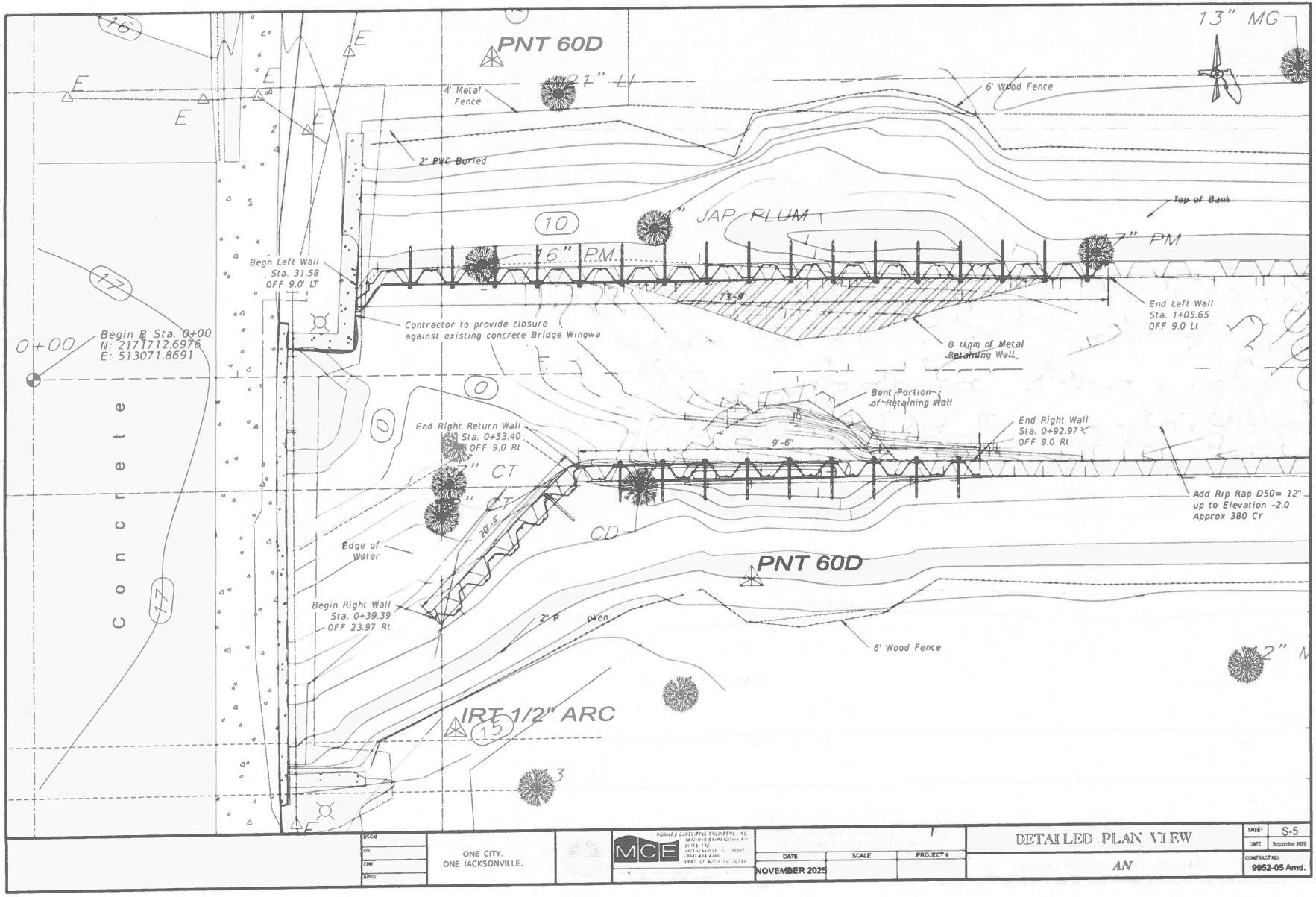

Docusign Envelope ID: 8756D6BD-A7AE-4762-8BDD-67F5763A581F

Exhibit Q-1

Notes:
1. The Pile driving method will be Vibratory Hammer.
2. Performance proof anchor pull-out testing shall be performed during normal ground water levels.

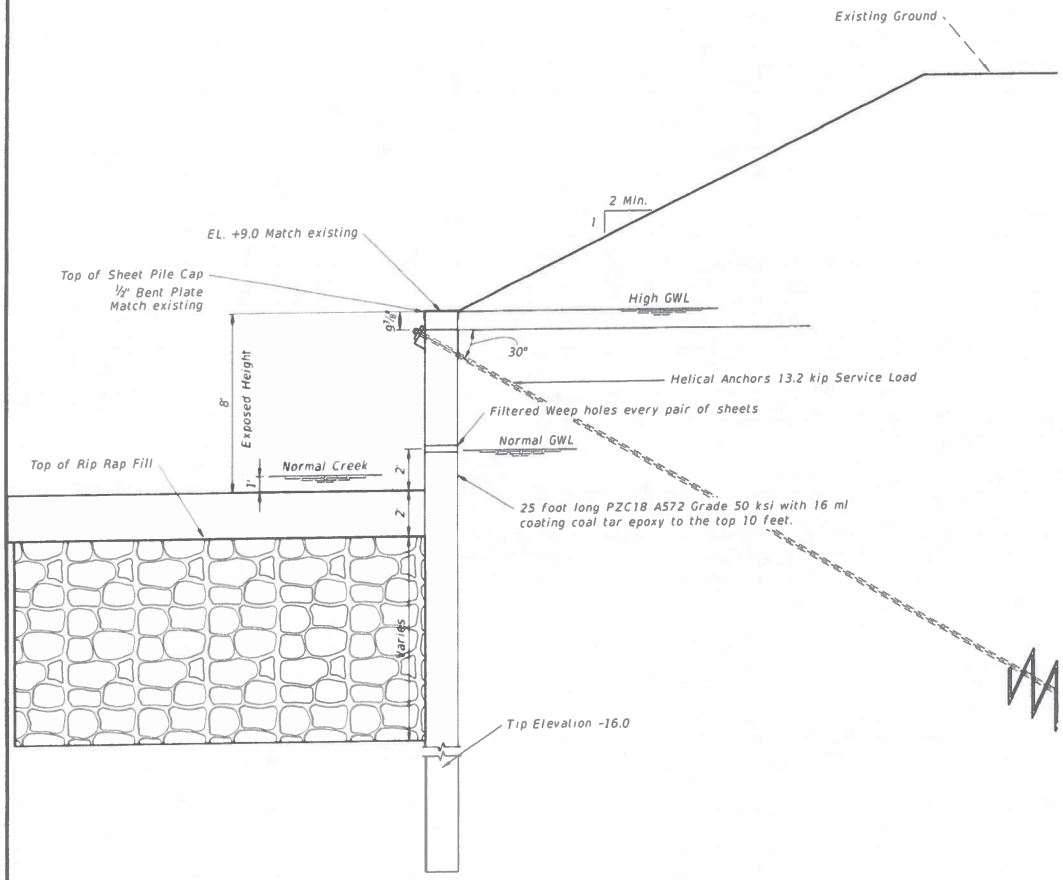


| | | | | | | |
|---|---|---|---|---|---|---|
| DSGN | ONE CITY. ONE JACKSONVILLE. | MCE | CITY OF JACKSONVILLE, FLORIDA DEPARTMENT OF PUBLIC WORKS | TYPICAL SECTION | SHEET | S-6 |
| DR | | | DATE / SCALE / PROJECT # | | DATE | September 2020 |
| CHK | | | NOVEMBER 2025 | SANDALWOOD CANAL REPAIRS | CONTRACT NO. | 9952-05 Amd. |
| APVD | | | | | | |

MORALES CONSULTING ENGINEERS, INC
1831-1019 BAYMEADOWS RD
SUITE 132
JACKSONVILLE, FL 32217
(904) 424-4186
CERT OF AUTH No 30712
ENGINEER OF RECORD: EDUARDO J MORALES Jr PE
FLORIDA REGISTRATION No. 44068

11/5/2025 3:00:13 PM D:\MCE PROJECTS\1906 DB Marina_COJ\1906 DB Marine COJ\1906 16 Fairhaven Bulkhead\J 0_Drawings\Fairhaven Wall.dgn

Docusign Envelope ID: 8756D6BD-A7AE-4762-8BDD-67F5763A581F

Exhibit Q-1

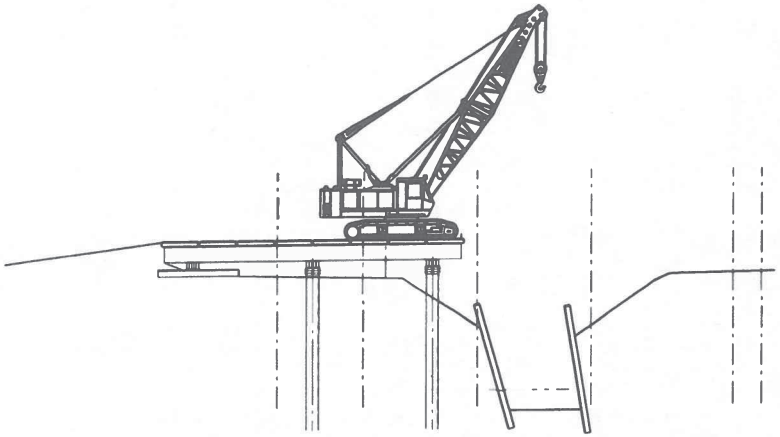

STA 0+50.00

Set up Trestle
Remove damaged Sheets
and install new sheets in
the same alignment.

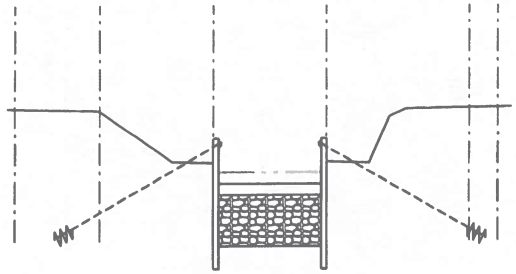

STA 0+50.00

Install Soil Anchors

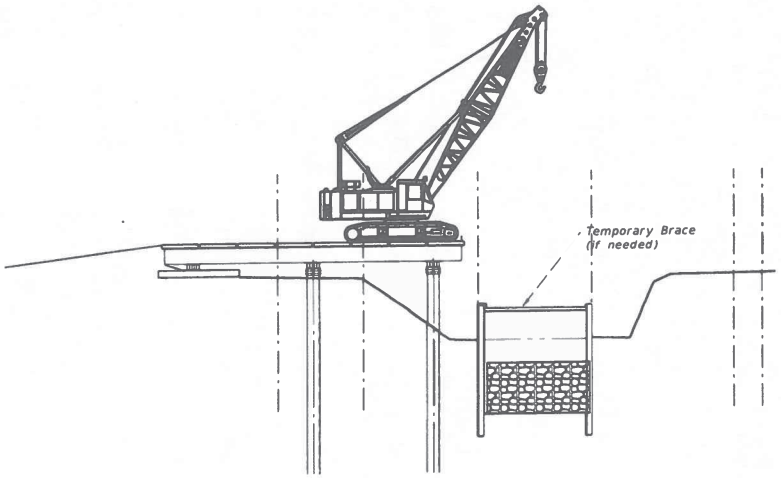


STA 0+50.00

Install braces acrodd the canal
Fill the scour area with Rip-Rap
up to elevation -2 within the area
shown on the plan

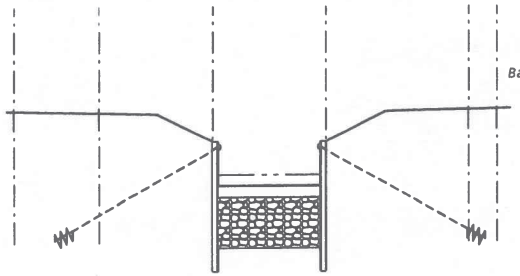

STA 0+50.00

BackFill and intall steel cap

| | | | | | | |
|---|---|---|---|---|---|---|
| DSGN | ONE CITY. ONE JACKSONVILLE. | MCE HOWLES CONSULTING ENGINEERS, INC. 1617-010 BARNETT SERVICE RD. SUITE 132 JACKSONVILLE, FL 32217 PHONE 904 4888 FAX: 904 4888 ENGINEER OF RECORD: EDWARD J. HOWLES II PE FLORIDA REGISTRATION NO. 34968 | CITY OF JACKSONVILLE, FLORIDA DEPARTMENT OF PUBLIC WORKS | CONSTRUCTION SEQUENCING | SHEET | S-7 |
| DR | | | DATE / SCALE / PROJECT # | | DATE | September 2020 |
| CHK | | | NOVEMBER 2025 | SANDALWOOD CANAL REPAIRS | CONTRACT NO. | 8952-05 Amd. |
| APVD | | | | | | |

dmorb 11/5/2025 3:00:45 PM D:\NCE PROJECTS\1906 DB_ Marina_COJ\1906 DB Mar no_COJ\1906_16 Fatheven Bulkhead\4 0_Drawings\Fatheven Wall.dgn

Docusign Envelope ID: 8756D6BD-A7AE-4762-8BDD-67F5763A581F

Exhibit Q-1

## STEEL SHEET PILE WALL WITH HELICAL SOIL ANCHORS DATA TABLE

Table Date 07 01 12

| CONSTRUCTION INFORMATION | | | | | | | | | | | | DESIGN PARAMETERS | | | | |
|---|---|---|---|---|---|---|---|---|---|---|---|---|---|---|---|---|
| WALL LOCATION | | ANCHORS | | | | | SHEET PILES | | | | | SOIL ELEVATION | | WATER ELEVATION | | |
| | | | | | | | * MINIMUM PLASTIC SECTION MODULUS ($in^3/ft$) | | | | | ** | | | | |
| STATION (begin to end) | OFFSET (ft) | MAXIMUM ANCHOR SPACING (ft) | FACTORED ANCHOR LOAD (kips/ft) | SERVICE ANCHOR LOAD (kips/ft) | ANCHOR | INSTALLATION ANGLE BELOW HORIZONTAL (degrees) | A-328 (fy=39 ksi) | A-572 (fy=50 ksi) | MINIMUM REQUIRED MOMENT OF INERTIA ($in^4/ft$) | MINIMUM WALL TIP ELEVATION (ft) | WALL TOP ELEV. (ft) | FRONT OF WALL (ft) | BACK OF WALL (ft) | FRONT OF WALL (ft) | BACK OF WALL (ft) | FACTORED DESIGN SURCHARGE LOAD (psf) |
| 0+31.58 - 1+05.65 | 9'.0 LT | 4' | 6.6 | 3.3 | SS125 | 30 | | 33.5 | 255.5 | -16.0 | +9.0 | -2.0 | 8.3 | 0.0 | +2.0 | 200.0 |
| 0+53.40 - 0+92.97 | 9'.0 RT | 4' | 6.6 | 3.3 | SS125 | 30 | | 33.5 | 255.5 | -16.0 | +9.0 | -2.0 | 8.3 | 0.0 | +2.0 | 200.0 |
| | | | | | | | | | | | | | | | | |
| | | | | | | | | | | | | | | | | |
| | | | | | | | | | | | | | | | | |
| | | | | | | | | | | | | | | | | |
| | | | | | | | | | | | | | | | | |
| | | | | | | | | | | | | | | | | |

** Minimum of Design Ground Surface or Design Scour Depth.

NOTES:

1. Wall deflections will cause distress of adjacent pavement during construction.
2. Factored Anchor Design Load = Factored Anchor Load (kips/ft) x Anchor Spacing (ft).
3. Environmental Classification is Moderately Agressive

DSGN
DR
CHK
APVD

ONE CITY.
ONE JACKSONVILLE.

MORALES CONSULTING ENGINEERS, INC.
8631-618 BAYMEADOWS RD
SUITE 132
JACKSONVILLE FL 32217
(904) 431-4366
CERT OF AUTH NO 30112
ENGINEER OF RECORD: EDUARDO J MORALES JR PE
FLORIDA REGISTRATION NO 41068

CITY OF JACKSONVILLE, FLORIDA
DEPARTMENT OF PUBLIC WORKS

| DATE | SCALE | PROJECT # |
|---|---|---|
| NOVEMBER 2025 | | |

SHEET PILE DATA TABLE

SANDALWOOD CANAL REPAIRS

SHEET S-8
DATE September 2020
CONTRACT NO. 9952-05 Amd.

emaro 11/5/2025 3:00:55 PM D:\NCE PROJECTS\1906 DB Marina_COJ\1906 DB Marina_COJ\1906_16 Fairhaven Bulkhead\2 0_Drawings\Fairhaven Wall.dgn

Docusign Envelope ID: 8756D6BD-A7AE-4762-8BDD-67F5763A581F

Exhibit Q-1

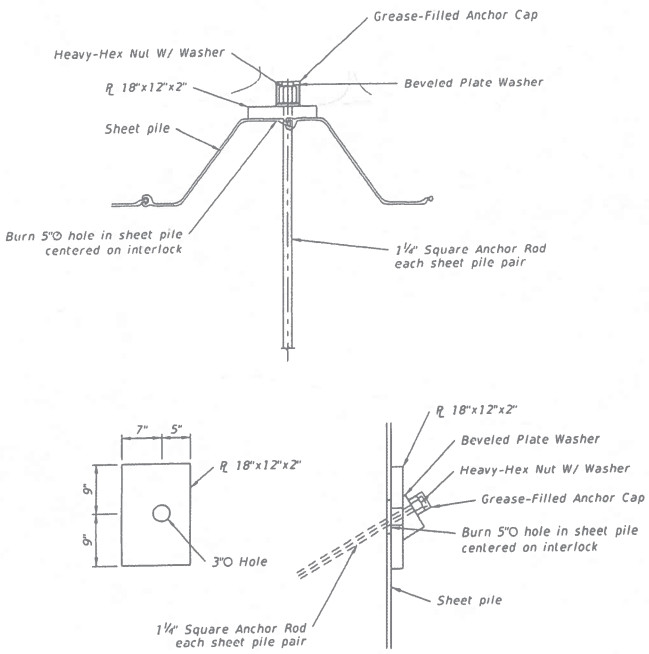


## SS125 EXTENSIONS

TORQUE STRENGTH RATING - 4,000 FT-LB
ULTIMATE CAPACITY (TENSION/COMPRESSION)-40 KIP
* BASED ON A TORQUE FACTOR (Kt)=10
ULTIMATE TENSION STRENGTH (COUPLING BOLT)-50 KIP

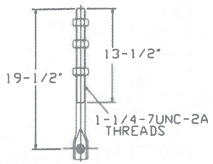


THREADED ADAPTER C1500580 FOR 1-1/4" SHAFT

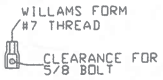


PSA15710 THREADBAR TRANSITION

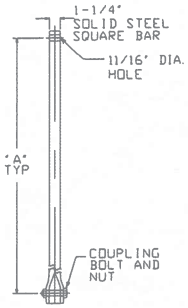


PLAIN EXTENSION

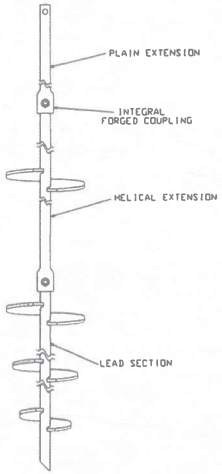


-NOTES-

1. HOT DIP GALVANIZED PER ASTM A153-(LATEST REV.)
2. LEAD AND EXTENSION SECTION AND PILOT POINT LENGTHS ARE NOMINAL.
3. SHAFT MATERIAL-HOT ROLLED ROUND-CORNERED-SQUARE (RCS) SOLID STEEL BARS PER ASTM A29; MINIMUM YIELD STRENGTH=90 KSI.
4. COUPLING BOLTS: 3/4" DIAMETER X 3" LONG HEX HEAD PER ASTM A325 TYPE 1.
5. MANUFACTURER TO HAVE IN EFFECT INDUSTRY RECOGNIZED WRITTEN QUALITY CONTROL FOR ALL MATERIALS AND MANUFACTURING PROCESSES.
6. ALL WELDING TO BE DONE BY WELDERS CERTIFIED UNDER SECTION 5 OF THE AWS CODE D1.1.
7. REFER TO SA1500545 DRAWING FOR LEAD SECTIONS AND HELICAL EXTENSIONS

| | | | | | | |
|---|---|---|---|---|---|---|
| DSGN | ONE CITY. ONE JACKSONVILLE. | MCE | CITY OF JACKSONVILLE, FLORIDA DEPARTMENT OF PUBLIC WORKS | BULKHEAD DETAILS | SHEET | S-9 |
| DR | | | DATE / SCALE / PROJECT # | | DATE | September 2020 |
| CHK | | | NOVEMBER 2025 | SANDALWOOD CANAL REPAIRS | CONTRACT NO. | 9952-05 Amd. |
| APVD | | | | | | |

MORALES CONSULTING ENGINEERS, INC 1820-B10 BRANDYWINE RD SUITE 132 JACKSONVILLE FL 32217 (904) 634 6306 CERT OF AUTH NO 32112
ENGINEER OF RECORD: EDUARDO J MORALES P.E. FLORIDA REGISTRATION No. 68048

01008

11/5/2025 3:01:04 PM D:\MCE PROJECTS\1906 DB Marina_COJ\1906_DB Marina_COJ\1906_16 Fairhaven Bulkhead\J_0_Drawings\Fairhaven Wall.dgn

Docusign Envelope ID: 8756D6BD-A7AE-4762-8BDD-67F5763A581F

Exhibit Q-1

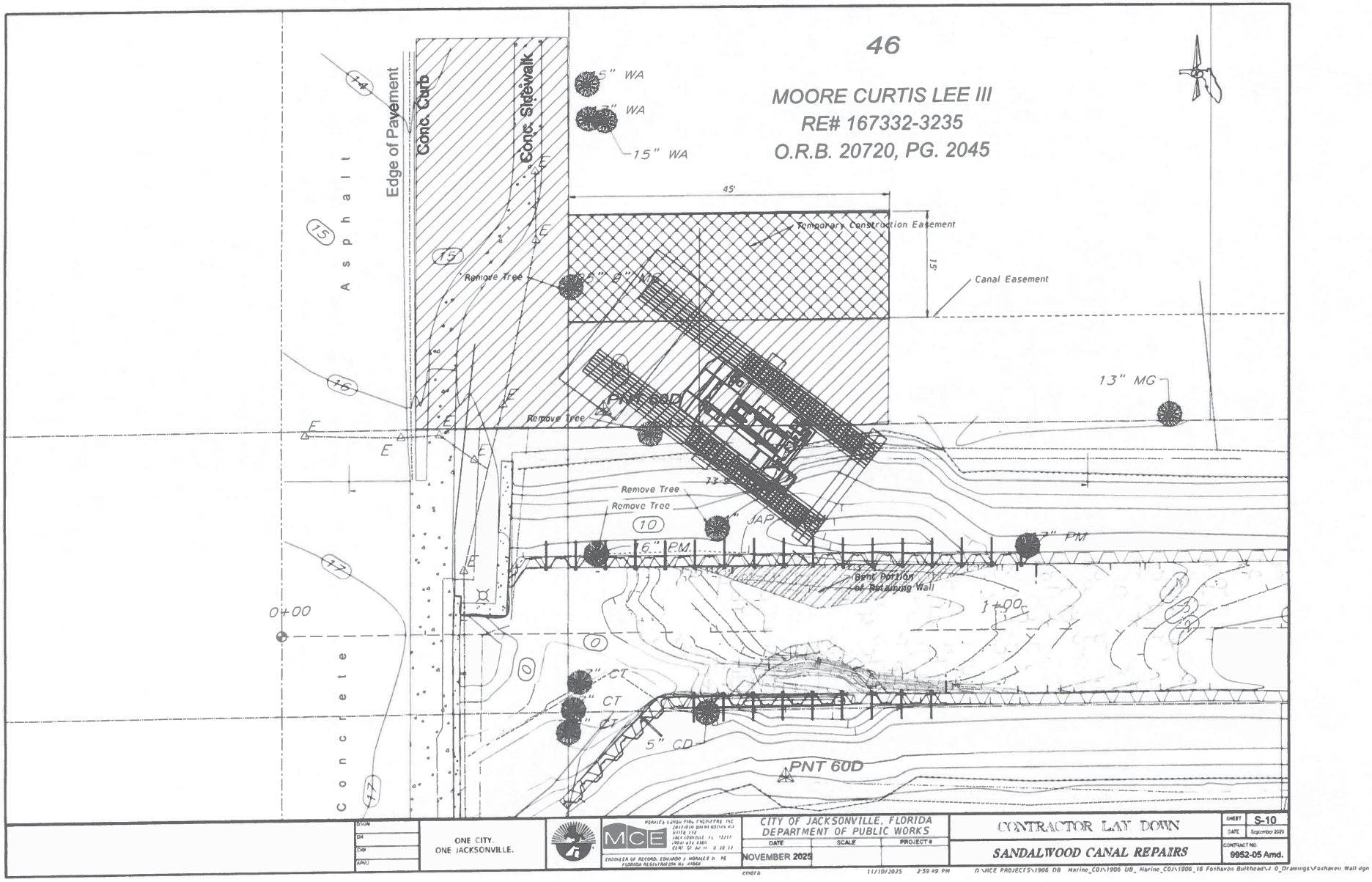

Docusign Envelope ID: 8756D6BD-A7AE-4762-8BDD-67F5763A581F

# City of Jacksonville, Florida

*Procurement Award Form (PAF)*

**Part 1 – Form Type:** JPAC Award Request: Renewals, Extensions, and Unit Price Increases

Goods and/or Services: Design Build - Marine Contracts - Foxhaven Drive Embankment Repairs

**Requested Action and Justification:**

Recommend approval to amend the award with Hal Jones Contractor, A Division of Vecellio and Grogan Inc., to incorporate Amendment #15A, which will provide 60% Design Plans and Specifications for Foxhaven Drive Embankment Repairs per attached Scope of Services and Fee Schedule, Exhibit P-1. Project not to exceed $104,875.58. Bonds are not required.

Funding is to be 50/50 between 008252- Stormwater Improvements Proj Dev. And Feasibility Study and 010622 – DSR General Capital Projects.

Funding Source Line 4:
32124.153104.565050.010622.00000000 $48,734.43

| | | | | | |
|---|---|---|---|---|---|
| **Supplier:** | Hal Jones Contractor, A Division of | **Basis of Award:** | HPTA | **BID Opening Date:** | 06/20/2019 |

| | | | | | |
|---|---|---|---|---|---|
| **POA #:** | 70110-20 | **PO #:** | TBD | **Change Order #:** | N/A |
| **Solicitation #:** | CB CDB-0153 19 | **Contract #:** | 9952-05 | **Contract Amd #:** | Amendment #15A |
| **Term:** | Project Completion | **Options:** | N/A | **Options Used:** | N/A |

| | | | | | |
|---|---|---|---|---|---|
| **Federally Funded:** | No | **JSEB Rec:** | Participation | **Bonds Waived Pursuant To:** | N/A |
| **Licenses Verified:** | Yes | **JSEB %:** | 10 | | |

| | | | | | | | | | | |
|---|---|---|---|---|---|---|---|---|---|---|
| **Fund:** | 44102 | **Center:** | 153004 | **Acct:** | 565031 | **Proj:** | 008252 | **Activity:** | 00000000 | $ 1,561.49 |
| **Fund:** | 44102 | **Center:** | 153004 | **Acct:** | 565050 | **Proj:** | 008252 | **Activity:** | 00000000 | $ 50,876.30 |
| **Fund:** | 32124 | **Center:** | 153119 | **Acct:** | 565050 | **Proj:** | 010622 | **Activity:** | 00000000 | $ 3,703.36 |

| | | | | | |
|---|---|---|---|---|---|
| **New NTE/GMP:** | $ 104,875.58 | **Contingent Amt:** | $ 0.00 | **DMP/ODPO Amt:** | $ 0.00 |

| | | | | |
|---|---|---|---|---|
| **Using Agency/BU:** | PWEN:ENGINEERING_AND_CONSTRUCTION_MANAGEMENT | | | |
| **Concurrence:** | Signed by: Scott Carter, PE 20991F8ADFC947E... | **Title:** | Acting Chief of Engineering & Construction Management | 4/22/2025 |
| **Concurrence:** | 1EFA223D5D23487... | **Title:** | DIRECTOR OF PUBLIC WORKS | 4/23/2025 |
| **Concurrence:** | | **Title:** | | |
| **Concurrence:** | | **Title:** | | |

Initial DT
Initial DT

| | | | |
|---|---|---|---|
| **Procurement Analyst/Buyer:** | Signed by: Kemp, Benjamin 12483D5BB0EA4C... | **Chief of Procurement:** | DocuSigned by: B19F1D517352458... 4/29/2025 |
| **Name:** | Kemp, Benjamin | **Name:** | Dustin L. Freeman |

| **Part 2 – JPAC Action:** All award actions subject to lawfully appropriated funds. | | **Part 3 – Final Awarding Authority Action:** | |
|---|---|---|---|
| **Members who approve:** | 3 | **Action:** | Approved |
| **Members who disapprove:** | 0 | **Signature:** | DocuSigned by: Karen Bowling 1C34E121556248 1... |
| **Date:** | 5/1/2025 | **Date:** | 5/1/2025 |

DS
Karen Bowling
Chief Administrative Officer
For: Mayor Donna Deegan
Under Authority Of:
Executive Order No: 2023-02

Docusign Envelope ID: 8756D6BD-A7AE-4762-8BDD-67F5763A581F

# PAF Instructions
## Part 1 (using agency)

**Form Type:** This form will be used for both Administrative Awards and JPAC Requests. Select type from dropdown options.

**Goods and/or Services:** Enter a brief description of the types of goods and services included in the request.

**Requested Action and Justification:** Enter a brief description of the requested action or authority being sought. i.e.; *Request permission to award the lowest, responsive responsible bidder for an ITB or award the highest ranked supplier for an RFP.* This block should also be used for additional information such as additional 4th account strings, or other information essential for contract execution.

**Supplier:** Enter awarded supplier name**.** If multiple, include in "Requested Action and Justification" box.

**Basis of Award:** Select from Lowest Price Technical Acceptable (LPTA), Highest Price Technical Acceptable (HPTA) or N/A.

**Bid Opening Date:** The date bids were unsealed by Procurement.

**POA #:** This is your 1Cloud generated Agreement number. Select Type, Enter Number.

**PO #:** Enter the PO number or agreement release number.

**Change Order #:** Provide the applicable change order number represented by this request.

**Solicitation #:** Select Prefix type, Enter Number, and Year.

**Contract #:** This number should be the same as your POA number (unless procured prior to 2020)

**Contract Amendment #:** Provide the applicable amendment number represented by this request.

**Term:** Select the Period of Performance or Term for the initial period.

**Options:** Period of time for each renewal or option.

**Options Used:** Prior to this request, enter how many options were already used.

**Federally Funded:** Select yes or no from dropdown if Federal Funds will be used.

**JSEB Rec:** Select Encouragement or JSEB Set Aside Option.

**JESB %:** If JSEB Participation, enter the percentage.

**Bonds Waived Pursuant to:** Select option from Drop down.

**Funding Sources:** Fund/Center/Account/Project/Activity, all fields are required even if zeros.

**New NTE/GMP:** Enter the new total not to exceed amount. Note, this should match the contract maximum indebtedness, if applicable**.**

**Contingent Amount:** If your agency requests an allowance for unforeseen additional expenses, then specify the amount of your requested increase and new NTE that represents the contingency allowance. This is over and above any quote.

**DMP/ODPO Account:** Enter the Direct Materials Purchase/Owner Direct Purchase Order Account. Used mainly for CIP (Capital Improvement/Construction) Projects

**Using Agency/BU:** Select one from the dropdown list.

**Concurrence:** Using Agency internal routing requirements for Electronic Signatures (follow Proc Manual for threshold requirements)

**Title:** Title of person electronically signing form.

**Attachments:** Included any supplemental information to the Procurement Award Form. i.e.; *Scope of work, previous awards*.

**Any field where there is no data available, or no entry is required, either leave it blank or enter N/A. Any fields where there is known data, include for informational purposes. Any changes to an original award should contain the data that is being changed and any other relevant data required for JPAC review and approval.*

Docusign Envelope ID: 8756D6BD-A7AE-4762-8BDD-67F5763A581F

John M. Baxter
April 21, 2025

APPROVED

EXHIBIT P-1

HAL JONES CONTRACTOR
A Division of Vecellio & Grogan, Inc.

CGC1529919

HAL JONES CONTRACTOR
A DIVISION OF VECELLIO & GROGAN, INC.

720 Talleyrand Avenue
Jacksonville, FL 32202
P.O. Box 3257 Jacksonville, FL 32206

Phone 904-355-5885
Facsimile 904-355-7648
website vecelliogrogan.com

April 17, 2025

Mr. John Baxter, P.E.
City of Jacksonville | Public Works Department
Engineering & Construction Management Division
214 N. Hogan Street, 10th Floor
Jacksonville Fl, 32202

Re: Foxhaven Drive Bulkhead Replacement - Design Development Proposal

Dear John:

Hal Jones Contractor (HJC) is pleased to offer our design proposal for the Foxhaven Drive Bulkhead Replacement. Please see the details below.

The scope of this work is for the preliminary development of the following items:

- 60% Design Plans
- 60% Design Specifications
- Surveys, soil sampling, and site investigations
- Permit applications
- GMP development and schedule

Thank you for the opportunity to offer this proposal. If you have any questions or concerns, please do not hesitate to contact me.

Sincerely,

HAL JONES CONTRACTOR
A DIVIISON OF VECELLIO & GROGAN, INC.

Greg Tolbert

Greg Tolbert
Project Manager

Docusign Envelope ID: 8756D6BD-A7AE-4762-8BDD-67F5763A581F

EXHIBIT P-1

HAL JONES CONTRACTOR
A Division of Vecellio & Grogan, Inc.

## DESIGN BUILD MARINE CONTRACT

### FOXHAVEN DRIVE BULKHEAD REPLACEMENT (SANDALWOOD CANAL)

| DESCRIPTION | UNIT | QUANTITY | UNIT COST | TOTAL COST |
|---|---|---|---|---|
| Project Management | HRS | 10 | $ 75.00 | $ 750.00 |
| Design Development Proposal | LS | 1 | $ 94,591.44 | $ 94,591.44 |
| | | | | $ - |
| DB Fee 10% | | | | $ 9,534.14 |
| | | | TOTAL: | $ 104,875.58 |

Docusign Envelope ID: 8756D6BD-A7AE-4762-8BDD-67F5763A581F

EXHIBIT P-1

# DESIGN DEVELOPMENT PROPOSAL

## FOR

## FOXHAVEN DRIVE BULKHEAD REPLACEMENT

**PREPARED BY:**

**HAL JONES CONTRACTOR**

**A DIVISION OF VECELLIO GROGAN INC.**

**&**

**MORALES CONSULTING ENGINEERS, INC.**

**April 2025**

Docusign Envelope ID: 8756D6BD-A7AE-4762-8BDD-67F5763A581F

EXHIBIT P-1



# FOXHAVEN DRIVE BULKHEAD REPLACEMENT

# DESIGN DEVELOPMENT PROPOSAL

**DATE: April 2025**

## GENERAL

This proposal is for the design and GMP development for the repairs to the existing bulkhead along Sandalwood Canal and the properties along Foxhaven Dr. in Jacksonville.

**Site**

Docusign Envelope ID: 8756D6BD-A7AE-4762-8BDD-67F5763A581F



FOXHAVEN DRIVE BULKHEAD REPLACEMNT, Design Development Proposal

**ITEMS PROVIDED**

a. Original Sandalwood Construction plan
b. Original Geotechnical report for the Sandalwood Canal project

**STILL REQUIRE**

a. Utility information concerning the location of existing utilities, pipelines, and structures of every type which may interfere with the work.
b. Topographical Survey of the site
c. Report of Geotechnical Exploration.
d. Bathometry
e. Bulkhead Structural inspection

**SCOPE OF WORK**

**GENERAL:** Preliminary development of the design, permitting, and construction cost estimate for the repairs to the existing bulkhead.

**DESCRIPTION:** The original bulkhead walls were designed for an 8-foot exposed height. Each sheet was anchored (type of anchor is unknown). It appears that during a storm event in September 2024 a large volume of water was carried by the canal. This large volume caused significant scour to the canal bottom leading to a toe failure on both sides of the canal. The toe failure caused a slope failure behind the wall which allowed some of the anchors to move and subsequently allowed the sheet piles along the south bulkhead to slip under the steel cap. At this time, we will conduct an inspection of the canal walls on both sides of the canal back to Hodges boulevard to see if there are any other signs of scour or wall movement. Once that investigation is complete, we will determine the final limits of the intended repairs. It is anticipated that material will be placed in the scour hole before repairs can be made to the bulkhead. The final limits will depend on the limits and any further distortion caused by the toe failure. We anticipate using helical soil anchors to secure the new portion of the bulkhead. Permanent TCSs will be required from private properties on either side of the project limits. In addition, a TCE will be required from the property immediately to the Nort of the construction side as that will be the only access to the site. These TCEs will need to be in place before construction starts in October.

**PRELIMINARY DESIGN AND PERMITTING**

**a.** Bulkhead Structural Inspection
**b.** Surveys, and site investigations will be necessary to develop the 60% design and specifications for the Project.
**c.** Determine Limits of repair and develop design solution.
**d.** Prepare 60% plans and specifications for the repairs to the Sandalwood Canal bulkheads
**e.** Submit applications for all permits necessary to complete the work. Including cost required application fees, and associated permit fees. Permits and approvals are anticipated from St. Johns River Water Management District, Florida Department of Environmental Protection, U.S. Army Corps of Engineers, City of Jacksonville 10-set review, and any other agencies having

Docusign Envelope ID: 8756D6BD-A7AE-4762-8BDD-67F5763A581F



jurisdiction over the work for this project.

**f.** Five (5) sets Preliminary Plans, specifications, and engineering calculations.

**GUARANTEED MAXIMUM PRICE**

Three (3) sets of its proposal consisting of the following elements:

**a.** Cost of the proposed Work
**b.** Proposed Design Build Firm's Contingency
**c.** Proposed Design Build Firm's Fees
**d.** Proposed construction time upon which the proposed GMP is based together with the schedule upon which the GCD is based.
**e.** A statement of additional services.
**f.** The time limit for acceptance of the GMP Proposal.

Docusign Envelope ID: 8756D6BD-A7AE-4762-8BDD-67F5763A581F



# APPENDIX A

## FEE PROPOSAL

Docusign Envelope ID: 8756D6BD-A7AE-4762-8BDD-67F5763A581F

EXHIBIT P-1

| PART I - GENERAL | |
|---|---|
| **1. Project:**<br>Foxhaven Drive Bulkhead Replacement | **2. Project Number** |
| **3. Name of Consultant**<br>Morales Consulting Engineers, Inc. | **4. Date**<br>4/16/2025 |

| PART II - LABOR RELATED COSTS | | | | |
|---|---|---|---|---|
| **5. Labor @ Contract Rates** | Hourly Rate | Estimated Hours | Estimated Cost | TOTAL |
| Project Manager | $ 90.00 | 20 | $ 1,800.00 | |
| Design Engineer | $ 90.00 | 240 | $ 21,600.00 | |
| Senior Engineering Tech | $ 35.00 | 120 | $ 4,200.00 | |
| Technician/CADD | $ 35.00 | 0 | $ 0.00 | |
| Clerical | $ - | 0 | $ 0.00 | |
| **TOTAL DIRECT LABOR** | $ 72.63 | 380 | | $ 27,600.00 |
| **6. Overhead (Combined Fringe Benefit & Administrative)** | | | | |
| Overhead Rate | 136.65 % x Total Direct Labor | | | $ 37,715.40 |
| **7. SUBTOTAL: Labor + Overhead** | | | | $ 65,315.40 |
| **8. PROFIT: Labor Related Costs (Item 7)** | | x | 10.00% | $ 6,531.54 |

| PART III - OTHER COSTS | | |
|---|---|---|
| **9. Miscellaneous Direct Costs** | | |
| Transportation | $ 0.00 | |
| Original Reproducibles | $ 0.00 | |
| Reproduction | $ 0.00 | |
| Shipping | $ 0.00 | |
| Other | $ 0.00 | |
| MISCELLANEOUS DIRECT COSTS SUB-TOTAL | | $ - |
| **10. SUBCONTRACTS (Lump Sum)** | | |
| Geotechnical Support CSI Geo | $ 18,034.50 | |
| ARC Survey | 4,710.00 | |
| SUBCONTRACT SUB-TOTAL | | $ 22,744.50 |
| TOTAL AMOUNT (Items 5, 6, 8, 9 and 10) | | $ 22,744.50 |
| **11. REIMBURSABLE COSTS (Limiting Amount)** | | |
| | $ 0.00 | |
| | $ 0.00 | |
| | $ 0.00 | |
| | $ 0.00 | |
| SUBTOTAL REIMBURSABLES | | $ - |

| PART IV - SUMMARY | |
|---|---|
| TOTAL AMOUNT OF CONTRACT<br>(Items 5, 6, 8, 9, 10 and 11) | **$ 94,591.44** |

Docusign Envelope ID: 8756D6BD-A7AE-4762-8BDD-67F5763A581F



# APPENDIX B

## PROPOSAL
## (BACKUP)

Docusign Envelope ID: 8756D6BD-A7AE-4762-8BDD-67F5763A581F

EXHIBIT P-1

**ARC SURVEYING & MAPPING, INC.**
5202 SAN JUAN AVENUE, JACKSONVILLE, FL 32210
PHONE (904) 384-8377 FAX (904) 384-8388
WWW. ARCSURVEYORS.COM

April 4, 2025

Morales Consulting Engineers
Jacksonville, FL
904.434.4366
EMorales@morales-ce.com

Re: Sandalwood Canal Surveying Services
Jacksonville, FL

Ed,

As requested, Arc Surveying and Mapping, Inc. (Arc) is providing a proposal for performing a topographic survey and at the above referenced project.

1) **General Scope:** Arc will provide all equipment and labor resources necessary to research, locate and or establish the site control, acquire topographic survey and provide the results of the survey in a digital CADD format as well as a signed and seal survey map.

Task to include:

- Establish / Verify Site Control.
- Perform a topographic Survey of approximately 200-ft of Sandalwood Canal beginning at Osprey Point Dr. and continuing east to the end of the existing bulkhead. Survey to include cross-sections across the canal at 25-ft intervals and include a detail survey of the shoreline including the existing bulkhead. Limits to include topography to the R/W limits and include all shoreline visible features.
- Provide mapping products and digital products.

a) **Horizontal Coordinate System and Vertical Datum:** Arc shall confirm and utilize as the horizontal datum the Florida State Plane Coordinate System, East Zone, North American Datum of 1983 (NAD83). Arc shall confirm and utilize as the vertical datum the National American Vertical Datum of 1988 (NAVD88).

2) **Fee Schedule: $4,710.00**

3) **Schedule of Deliverables:**
   a) One digital cad file depicting survey result.
   b) One set of signed and sealed record drawings depicting the results of the survey.

**PAYMENT TERMS:** Payment is due within 30 days of the date of the invoice. Client shall notify Arc, in writing, of any objections, if any, to an invoice within ten days of the date of the invoice. Otherwise, the client shall deem the invoice proper and acceptable. In the event the undersigned fails to make payment on the terms herein specified, the undersigned agrees to pay all costs and reasonable attorney's fees incurred by Arc, whether suit is filed or not. Furthermore, the undersigned agrees that the Duval County Circuit Court in Jacksonville, Florida will be the sole jurisdiction and venue for any legal actions filed because of any dispute concerning this agreement, including interpretation, enforcement, and collection actions.

Arc Surveying and Mapping appreciates the opportunity to work with you on this project and are available to answer any questions or concerns you may have.

Sincerely,
Arc Surveying and Mapping
Richard J Sawyer
Richard J. Sawyer, PSM, CH
Vice President

***Please sign in the space provided below acknowledging acceptance.***

Accepted By: _____ Date: _____
For: Morales Consulting Engineers

Docusign Envelope ID: 8756D6BD-A7AE-4762-8BDD-67F5763A581F

EXHIBIT P-1

CSIGeo
Geotechnical · CMT · CEI

**Estimated Fee Proposal**
**Geotechnical Investigation**
**Sandalwood Canal Sheet Pile Walls**
**Jacksonville, Florida**

2394 St. Johns Bluff Road S, Suite 200
Jacksonville, Florida 32246
tel: (904) 641-1993

| Item Description | Unit | Number of Units | Cost / Unit | | Estimated Cost |
|---|---|---|---|---|---|
| **Field Investigation** | | | | | |
| Track Rig Mobilization | ea. | 1 | $1,900.00 | /ea. | $1,900.00 |
| 2 SPT Boring at 50' | ln. ft. | 100 | $16.50 | /ln. ft. | $1,650.00 |
| Extra Samples (Continuous Sampling to 20') | ea. | 6 | $47.00 | /ea. | $282.00 |
| Temporary Casing | ln. ft. | 50 | $10.75 | /ln. ft. | $537.50 |
| Grout Borehole | ln. ft. | 100 | $7.50 | /ln. ft. | $750.00 |
| Muck Probing in Sandalwood Canal | day | 1 | $2,150.00 | /day | $2,150.00 |
| Difficult Access/Standby Time to access canal | hr. | 3 | $375.00 | /hr. | $1,125.00 |
| Boring Layout/Utility Clearance | hr. | 3 | $124.00 | /hr. | $372.00 |
| **Subtotal:** | | | | | **$8,766.50** |
| **Laboratory Testing** | | | | | |
| Moisture Content | ea. | 12 | $22.00 | /ea. | $264.00 |
| Percent Fines | ea. | 12 | $54.00 | /ea. | $648.00 |
| Organic Content | ea. | 6 | $54.00 | /ea. | $324.00 |
| Atterberg Limits | ea. | 6 | $115.00 | /ea. | $690.00 |
| Lab Corrosion Series Test - (Environmental Corrosion) | ea. | 2 | $300.00 | /ea. | $600.00 |
| **Subtotal:** | | | | | **$2,526.00** |
| **Engineering/Support Services** | | | | | |
| Sr. Geotechnical Engineer | hr. | 10 | $204.00 | /hr. | $2,040.00 |
| Staff Engineer | hr. | 22 | $124.00 | /hr. | $2,728.00 |
| CADD | hr. | 10 | $119.00 | /hr. | $1,190.00 |
| Geotechnical Technician | hr. | 8 | $98.00 | /hr. | $784.00 |
| **Subtotal:** | | | | | **$6,742.00** |
| **TOTAL:** | | | | | **$18,034.50** |

**Notes:**

1. This Fee Estimate assumes that access will be granted by homeowners to get as close as possible to the edge of the canal and without access issues or the need for clearing operations.
2. Our Deliverables will consist of a geotechnical report with soil parameters for sheet pile wall design (by others).

**Approved By:**

**Signature** _____ **Date** _____

**Typed Name** _____ **Tel** _____

**Title** _____ **Email** _____

**Address** _____

Docusign Envelope ID: 8756D6BD-A7AE-4762-8BDD-67F5763A581F

EXHIBIT P-1

## Baxter, John - PWEN

**From:** Greg Tolbert <Greg.Tolbert@haljonesvg.com>
**Sent:** Monday, April 21, 2025 9:06 AM
**To:** Baxter, John - PWEN; Ed Morales
**Subject:** RE: Foxhaven Drive Bulkhead - temporary work

**EXTERNAL EMAIL:** This email originated from a non-COJ email address. Do not click any links or open any attachments unless you trust the sender and know the content is safe.

Good morning John,

In terms of schedule, we foresee 30 days from NTP to get the field work completed, then 30 days to create the preliminary submittal. Another 30 days after receipt of any comments to reach 60% plans submittal. We can confirm that the scope and fee were prepared based on the DCP package and site visit conducted with COJ on March 28th.

On anther note, the immediate temporary work to bore holes in the wall for drainage can be done this Friday. Ed, please chime in with comments but Julian and I were assuming one hole per sheet pile pair, for about 5 pairs where the water is holding. We don't intend to bill for the work, if this is roughly the scope.

Thanks,

*Greg Tolbert*
*Sr. Project Manager*

Hal Jones Contractor
A Division of Vecellio & Grogan, Inc.
720 Talleyrand Avenue
Jacksonville, Florida 32202
Phone: (904)355-5885

---

**From:** Baxter, John - PWEN <JBaxter@coj.net>
**Sent:** Friday, April 18, 2025 12:55 PM
**To:** Greg Tolbert <Greg.Tolbert@haljonesvg.com>; Ed Morales <EMorales@morales-ce.com>
**Subject:** Re: Foxhaven Drive Bulkhead - temporary work

Greg,

Docusign Envelope ID: 8756D6BD-A7AE-4762-8BDD-67F5763A581F

**From:** Baxter, John - PWEN
**To:** PWENFinance; Deschenes, Fay - PWEN
**Cc:** Scott, Robert - PWEN; Carroll, James - PWGM; Smallwood, Tim - PWGM
**Subject:** Foxhaven Drive Embankment Repair, HAL JONES, 60% and GMP development
**Date:** Monday, April 21, 2025 10:19:23 AM
**Attachments:** image003.png
image004.png
2025 04 21 PROPOSAL PACKAGE - 60% DESIGN DEVELOPMENT 4.17.25 (002)-signed.pdf

---

Please prepare a request to issue a Purchase order to this vendor based on the information shown below. The scope of work is strictly design services for now and to prepare a GMP. Once this work is completed then an additional request will be made for construction PO.

**Project Name:** Foxhaven Drive Embankment Repair
Council District: 13
**Vendor:** Hal Jones Contractor, A Division of Vecillio and Grogan Inc.
**Amount:** $104,875.58
**Contract:** DB Services for Marine contract – Annual Contracts
**Fund Account:** 50% - 008252- Stormwater Improvements Proj Dev. And Feasibility Stud
50% - 010622 – DSR General Capital Projects

---

**From:** Greg Tolbert <Greg.Tolbert@haljonesvg.com>
**Sent:** Monday, April 21, 2025 9:06 AM
**To:** Baxter, John - PWEN <JBaxter@coj.net>; Ed Morales <EMorales@morales-ce.com>
**Subject:** RE: Foxhaven Drive Bulkhead - temporary work

**EXTERNAL EMAIL:** This email originated from a non-COJ email address. Do not click any links or open any attachments unless you trust the sender and know the content is safe.

Good morning John,

In terms of schedule, we foresee 30 days from NTP to get the field work completed, then 30 days to create the preliminary submittal. Another 30 days after receipt of any comments to reach 60% plans submittal. We can confirm that the scope and fee were prepared based on the DCP package and site visit conducted with COJ on March 28th.

On anther note, the immediate temporary work to bore holes in the wall for drainage can be done this Friday. Ed, please chime in with comments but Julian and I were assuming one hole per sheet pile pair, for about 5 pairs where the water is holding. We don't intend to bill for the work, if this is roughly the scope.

Thanks,

*Greg Tolbert*
*Sr. Project Manager*

Hal Jones Contractor
A Division of Vecellio & Grogan, Inc.
720 Talleyrand Avenue
Jacksonville, Florida 32202
Phone: (904)355-5885

---

**From:** Baxter, John - PWEN <JBaxter@coj.net>
**Sent:** Friday, April 18, 2025 12:55 PM
**To:** Greg Tolbert <Greg.Tolbert@haljonesvg.com>; Ed Morales <EMorales@morales-ce.com>
**Subject:** Re: Foxhaven Drive Bulkhead - temporary work

Greg,

Thank you for submitting the updated scope and fee for the 60% design development, dated April 17, 2025.

Please confirm or clarify the following:

- **Schedule**
  A proposed design schedule was not included. Please provide anticipated dates or durations for major milestones, including the 60% plan submittal and any coordination meetings.
- **Design Criteria Package**
  Can you confirm that the scope and fee were prepared based on the Design Criteria Package (DCP) and a site visit with the City?

Subject to those clarifications, we are good with the proposed scope and fee.

Thank you,
John M. Baxter, P.E.
Project Manager
City of Jacksonville | Public Works Department
(904) 255-8725
JBaxter@coj.net

---

**From:** Greg Tolbert <Greg.Tolbert@haljonesvg.com>
**Sent:** Friday, April 18, 2025 7:45 AM
**To:** Baxter, John - PWEN <JBaxter@coj.net>; Ed Morales <EMorales@morales-ce.com>

Docusign Envelope ID: 8756D6BD-A7AE-4762-8BDD-67F5763A581F

**Cc:** Scott, Robert - PWEN <Scott@coj.net>
**Subject:** RE: Foxhaven Drive Bulkhead - temporary work

**EXTERNAL EMAIL:** This email originated from a non-COJ email address. Do not click any links or open any attachments unless you trust the sender and know the content is safe.

Good morning John,

Please see our attached design development proposal for Foxhaven Drive. I'm working on a plan for the weep holes / immediate drainage now and will give you a call to confirm that. Let me know if you have any questions about the proposal. We certainly appreciate the opportunity.

Thanks,

*Greg Tolbert*
*Sr. Project Manager*

Hal Jones Contractor
A Division of Vecellio & Grogan, Inc.
720 Talleyrand Avenue
Jacksonville, Florida 32202
Phone: (904)355-5885

---

**From:** Greg Tolbert
**Sent:** Thursday, April 17, 2025 11:31 AM
**To:** Baxter, John - PWEN <JBaxter@coj.net>; Ed Morales <EMorales@morales-ce.com>
**Cc:** Scott, Robert - PWEN <Scott@coj.net>
**Subject:** RE: Foxhaven Drive Bulkhead - temporary work

Hey John,

Thanks for following up. We're steady working on it, I'm a few days behind where I'd like to be since I took a week off last week when my wife had our baby, but plan to have a proposal to you shortly.

*Greg Tolbert*
*Sr. Project Manager*

Hal Jones Contractor
A Division of Vecellio & Grogan, Inc.
720 Talleyrand Avenue
Jacksonville, Florida 32202
Phone: (904)355-5885

---

**From:** Baxter, John - PWEN <JBaxter@coj.net>
**Sent:** Wednesday, April 16, 2025 9:21 AM
**To:** Ed Morales <EMorales@morales-ce.com>; Greg Tolbert <Greg.Tolbert@haljonesvg.com>
**Cc:** Scott, Robert - PWEN <Scott@coj.net>
**Subject:** RE: Foxhaven Drive Bulkhead - temporary work

Just checking on this, how is the scope and fee proposal coming along?

---

**From:** Ed Morales <EMorales@morales-ce.com>
**Sent:** Friday, April 4, 2025 8:09 AM
**To:** Baxter, John - PWEN <JBaxter@coj.net>; Greg Tolbert <Greg.Tolbert@haljonesvg.com>
**Cc:** Scott, Robert - PWEN <Scott@coj.net>
**Subject:** RE: Foxhaven Drive Bulkhead - temporary work

**EXTERNAL EMAIL:** This email originated from a non-COJ email address. Do not click any links or open any attachments unless you trust the sender and know the content is safe.

Thanks John, Yes that is good information.

**Ed J. Morales Jr., PE, PMP**

**Jacksonville, Fla.**
**Office (904) 434-4366**

---

**From:** Baxter, John - PWEN <JBaxter@coj.net>
**Sent:** Friday, April 4, 2025 7:54 AM
**To:** Ed Morales <EMorales@morales-ce.com>; Greg Tolbert <Greg.Tolbert@haljonesvg.com>
**Cc:** Scott, Robert - PWEN <Scott@coj.net>
**Subject:** RE: Foxhaven Drive Bulkhead - temporary work

Docusign Envelope ID: 8756D6BD-A7AE-4762-8BDD-67F5763A581F

Is that what you need?

**5.1 Preliminary Weir Design Considerations**

It is our opinion that the subsurface conditions along the canal banks are suitable for the proposed weirs provided the proper site preparation occurs during construction.

Any structures or portions of structures to be constructed below grade should be designed to resist lateral earth pressures appropriate for their depth below existing grade, the estimated normal seasonal high groundwater table and surface water level. The following parameters may be used for weir design:

| Type of Soil | Moist Unit Weight (pcf) | Effective Unit Weight (pcf) | Angle of Internal Friction (ϕ) (degrees) | Coefficient of Active Earth Pressure $K_a$ | Coefficient of At-Rest Earth Pressure $K_0$ | Coefficient of Passive Earth Pressure $K_p$ | Coefficient of Sliding Friction μ |
|---|---|---|---|---|---|---|---|
| Free-draining Sands (Fill) | 115 | 58 | 32 | 0.31 | 0.47 | 3.25 | 0.29 |
| Suitable In-Place Soils | 110 | 53 | 30 | 0.33 | 0.5 | 3.0 | 0.27 |

It should be anticipated that groundwater control measures will be required to facilitate excavation and compaction operations at any below grade structure areas.

As the project progresses and more definitive information is available concerning detailed structural loading and the locations for the proposed weirs, we recommend the information be supplied to us to provide detailed foundation design and site preparation/earthwork construction recommendations prior to final design.

---

**From:** Ed Morales <EMorales@morales-ce.com>
**Sent:** Thursday, April 3, 2025 3:43 PM
**To:** Baxter, John - PWEN <JBaxter@coj.net>; Greg Tolbert <Greg.Tolbert@haljonesvg.com>
**Cc:** Scott, Robert - PWEN <Scott@coj.net>
**Subject:** RE: Foxhaven Drive Bulkhead - temporary work

**EXTERNAL EMAIL:** This email originated from a non-COJ email address. Do not click any links or open any attachments unless you trust the sender and know the content is safe.

Hi John, Thanks for the original sandalwood plans, would it be possible to get a copy of the project specifications? Apparently, the plans reference the geotechnical investigation as well as the sheet pile wall design parameters that are within the specifications. Specifically, Table 5.1 is referenced.

**Ed J. Morales Jr., PE, PMP**

MORALES CONSULTING ENGINEERS

**Jacksonville, Fla.**
**Office (904) 434-4366**

---

**From:** Baxter, John - PWEN <JBaxter@coj.net>
**Sent:** Friday, March 28, 2025 3:27 PM
**To:** Greg Tolbert <Greg.Tolbert@haljonesvg.com>; Ed Morales <EMorales@morales-ce.com>
**Cc:** Scott, Robert - PWEN <Scott@coj.net>
**Subject:** Foxhaven Drive Bulkhead - temporary work

Greg,

As discussed today at our site visit this afternoon, with Ed and Julian, we're evaluating a failing bulkhead where there's approximately a 4-foot difference in elevation between the canal water surface and the water level behind the bulkhead. The pressure buildup is pushing against the structure, pulling out the anchors and further destabilizing the embankment—some of which is starting to encroach onto private property.

We're hoping to implement a temporary solution to help stabilize the area while the permanent repair design is developed and construction funding is programmed. Specifically, we're asking if Hal Jones Contracting could bore a few relief holes into the bulkhead to allow the water to drain and reduce hydrostatic pressure.

I did reach out to our Right of Way and Stormwater Maintenance (RWSM) personnel to see if they had any ability to perform the work, but they do not have the means or equipment to complete this type of request.

If this is something your team can assist with, please provide a fee proposal. If the total is under $6,000, we can issue a purchase order under our sole source provider guidelines.

Let me know if you have any questions. Appreciate your help with this.

Thank you.

Docusign Envelope ID: 8756D6BD-A7AE-4762-8BDD-67F5763A581F

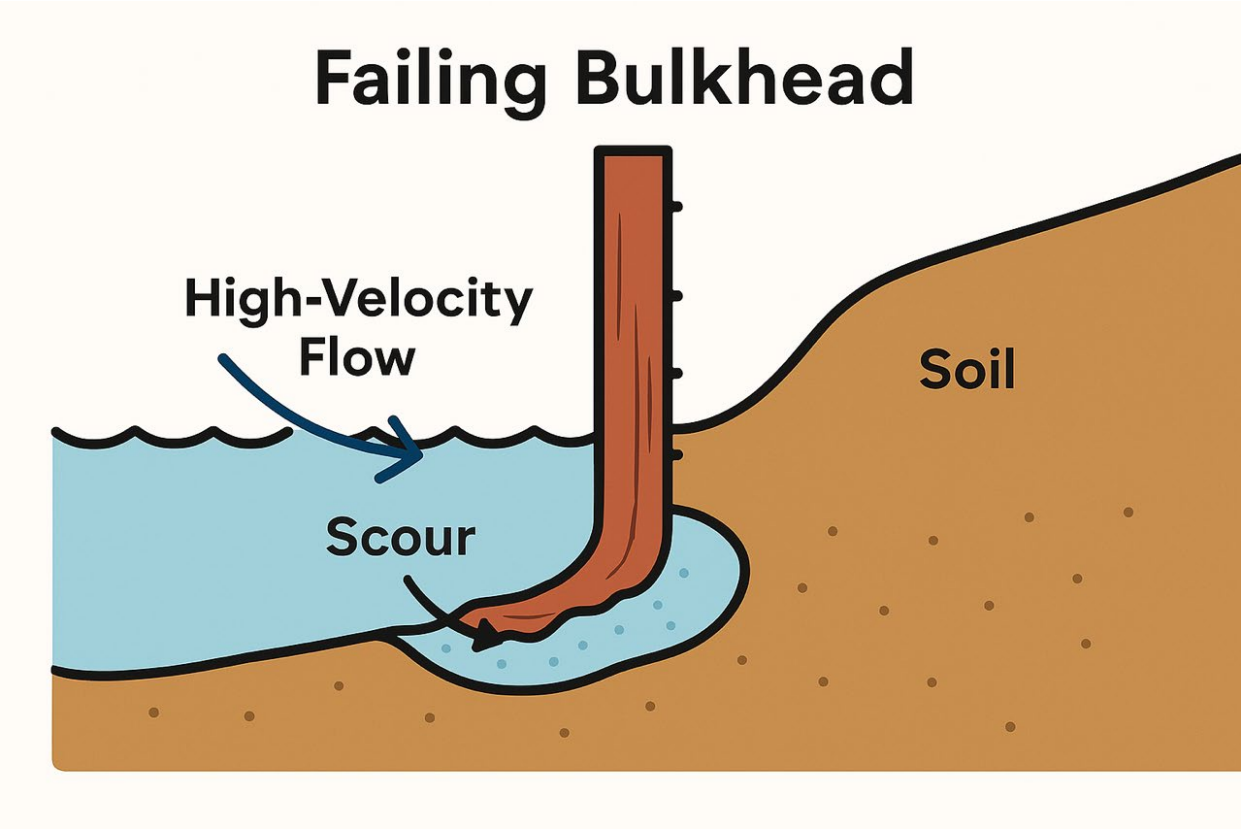


John M. Baxter, P.E.
Project Manager
City of Jacksonville | Public Works Department
214 North Hogan Street, 10th Floor
Jacksonville, Florida 32202
(904) 255-8725
Jacksonville.gov - Welcome

Docusign Envelope ID: 8756D6BD-A7AE-4762-8BDD-67F5763A581F

**SUBJECT: RFQ-DESIGN-BUILD SERVICES FOR MARINE PROJECTS- ANNUAL CONTRACTS**

**BID # CDB-0153-19** **OPEN DATE: 2019-05-15**

**COMPETITIVE SEALED PROPOSAL EVALUATION COMMITTEE**

**KIND AND BASIS OF CONTRACT: CONSTRUCTION – DESIGN/BUILD- REQUEST FOR QUALIFICATIONS**

**AGENCY: PUBLIC WORKS**

**BASIS OF AWARD: EVALUATION CRITERIA**

**NUMBER OF BIDS INVITED: 7** **NUMBER RECEIVED: 3** **OTHER: 1**

**SUMMARY OF BIDS AND RECOMMENDED ACTIONS:**

Recommended approval to utilize the second and final renewal option with Hal Jones Contractor, a division of Vecellio & Grogan, Inc., for contract number 9952-02. Period of Service will be from December 10, 2023 through December 9, 2025 with no renewal options remaining. The annual expenditure amount for the renewal period will be $6,000,000.00 per year ($12,000,000.00 total) for a total revised award amount no-to-exceed $36,000,000.00.

To be executed by formal contract amendment through Office of General Counsel.

**ATTACHMENTS:** Recommendation Memo, Vendor Letters, Previous Award(s)

**ANALYST:** BENJAMIN KEMP

**RESPECTFULLY SUBMITTED:** DUSTIN FREEMAN, CHIEF PROCUREMENT DIVISION

CONCURRENCE BY: **Robin G. Smith, P.E., Chief, Engineering and Construction Mgmt.**

---

**(ALL AWARD ACTIONS SUBJECT TO LAWFULLY APPROPRIATED FUNDS)**

ACTION OF CSPEC COMMITTEE ON RECOMMENDATIONS ABOVE

MEMBERS APPROVING 5 MEMBERS DISAPPROVING 0 DATE: 11/16/2023

OTHER

---

ACTION OF AWARDING AUTHORITY DATE 11/17/2023

APPROVED ✓ DISAPPROVED:

OTHER:

SIGNATURE OF AUTHENTICATION

Karen Bowling
Chief Administrative Officer
For: Mayor Donna Deegan
Under Authority Of:
Executive Order No: 2023-02

Docusign Envelope ID: 8756D6BD-A7AE-4762-8BDD-67F5763A581F

Docusign Envelope ID: 8756D6BD-A7AE-4762-8BDD-67F5763A581F

# City of Jacksonville, Florida

***Donna Deegan, Mayor***

Department of Public Works
Engineering & Construction Management Division
214 N. Hogan Street, 10th Floor
Jacksonville, FL 32202
(904) 255-8762
www.coj.net

A NEW DAY.

October 25, 2023

TO: Dustin Freeman, Chairman
Professional Services Evaluation Committee

THRU: Nina Sickler, P.E.
Director of Public Works

FROM: Robin G. Smith, P. E.
Chief, Engineering and Construction Management

SUBJECT: Amendment 2 Contract Renewal CDB-0153-19 Contract 9952-02/POA-70110-20
Hal Jones Contractor, a Division of Vecellio & Grogan, Inc.
Design-Build Services for Marine Projects- Annual Contracts

---

Contract #9952-02 between the City and Hal Jones Contractor, a Division of Vecellio & Grogan, Inc. is set to expire on December 9, 2023. All work has been performed satisfactorily for the past two years. Section C-4 of the contract allows for two, two-year renewals. Therefore, we wish to extend the contract for the 2nd of the two-year renewals and increase the upset limit by $6,000,000 per year, as allowed, for a total of a $12,000,000.00 increase. In addition, Hal Jones Contractor, a Division of Vecellio & Grogan, Inc., has requested a rate increase for themselves as well as their subconsultants as shown in Exhibit C and is committed to meeting the 10% JSEB participation goals established for this contract.

Accordingly, this is to recommend that Contract No. 9952-02, originally executed December 9, 2019, between the City and Hal Jones Contractor, a Division of Vecellio & Grogan, Inc. for Design-Build Services for Marine Projects- Annual Contracts be amended to increase the rates as requested in Exhibit C, to increase the maximum indebtedness by $12,000,000.00 to a new not to exceed limit of $36,000,000.00 and to extend the Period of Service from December 10, 2023 to December 9, 2025; with all other terms and conditions of the Agreement remaining unchanged

RGS/lw

cc: Robert Scott, P.E., Engineering and Construction Management

Docusign Envelope ID: 8756D6BD-A7AE-4762-8BDD-67F5763A581F

EXHIBIT C

HAL JONES CONTRACTOR
A Division of Vecellio & Grogan, Inc.

CGC1527871

**HAL JONES CONTRACTOR**
**A DIVISION OF VECELLIO & GROGAN, INC.**

720 Talleyrand Avenue
Jacksonville, FL 32202
P.O. Box 3257 Jacksonville, FL 32206

Greg Bedenbaugh
Division President

Phone 904-355-5885
Facsimile 904-355-7648
website vecelliogrogan.com

October 20, 2023

Ms. Lori West
Engineering Contract Manager
City of Jacksonville
Engineering and Construction Management Division
214 N. Hogan Street, 10th Floor
Jacksonville, Florida 32202

Re: COJ Contract No. 9952-02
Design-Build Services for Marine Contracts – Annual Contracts
Renewal Request

Dear Ms. West:

This letter serves to inform the City of Jacksonville that Hal Jones Contractor, a Division of Vecellio & Grogan, Inc. wishes to renew our Design-Build Services for Marine Contracts – Annual Contracts, Contract No. 9952-05 for another two-year term. We have attached renewal rates and JSEB form per your request.

Please let me know if there is anything else you require.

Regards,

HAL JONES CONTRACTOR
A DIVISION OF VECELLIO & GROGAN, INC.

Gregory A. Bedenbaugh
Division President

cc: Robert Scott - COJ

Docusign Envelope ID: 8756D6BD-A7AE-4762-8BDD-67F5763A581F

EXHIBIT C

**Appendix H**

**SCHEDULE OF JSEB SUBCONTRACTOR/SUBCONSULTANT PARTICIPATION**

NAME OF BIDDER Hal Jones Contractor - A Division of Vecellio & Grogan, Inc.

PROJECT TITLE Design-Build Services Marine Projects - Annual Contract

BID NUMBER CDB-0153-19 TOTAL BASE BID AMOUNT

***Please list all JSEBs**

| NAME OF SUB FIRM | ADDRESS OF FIRM | TYPE OF SUB (if certified) | TYPE OF WORK TO BE PERFORMED | TOTAL CONTRACT VALUE |
|---|---|---|---|---|
| Morales Consulting Engineering, Inc. | 3832-010 Baymeadows Road Jacksonville, FL 32217 | JSEB | Design, Structural | TBD |
| | | | | |
| | | | | |
| | | | | |
| | | | | |
| | | | | |
| | | | | |
| | | | | |

The undersigned acknowledges and agrees that, if any of the above-listed JSEBs are not, for any reason, properly certified with the City, in accordance with Ordinance 2004-602, at the time of bid opening, the same will not be counted toward meeting the participation percentage goal as defined herein.

The undersigned will enter into a formal Agreement with the JSEB Suppliers/Consultants/Subcontractors identified herein for work listed in this schedule, as well as any applicable alternates, conditioned upon execution of a contract with the City of Jacksonville. Under penalties of perjury I declare that I have read the foregoing conditions and instructions and the facts are true to the best of my knowledge and beliefs.

Signature: Signature of Prime Contractor Title: Division President Date: 10/20/2023

Print Name: Gregory A. Bedenbaugh

Attach additional list of subcontractors/subconsultants as needed

**JSEB FORM 1**

Docusign Envelope ID: 8756D6BD-A7AE-4762-8BDD-67F5763A581F

EXHIBIT C

**EXHIBIT A**

**NAME OF CONSULTANT** Hal Jones Contractor-A Division of Vecellio & Grogan, Inc.
**Contract Number** CDB-0153-19

## SCHEDULE OF PROPOSED RATES

1. Average hourly direct labor rates (without Fringe Benefits)

| | | | |
|---|---|---|---|
| Principal, Branch Manager or Senior Officer | $ | 100.00 | hr. |
| Project Manager | $ | 75.00 | hr. |
| Quality Control Manager | $ | 60.00 | hr. |
| Superintendent | $ | 65.00 | hr. |
| Clerical | $ | 28.00 | hr. |

2. Total Overhead Rate (to be applied to Direct Labor) 150.00 %

3. Profit Rate (to be applied to Direct Labor plus Overhead) 10.00 %

4. Cost of 4-Man Survey Crew per 8 hour day (if applicable) $ N/A

5. Other Direct Project Costs per Unit (please specify)

_____

_____

_____

6. Estimated percentage of total fee to be performed by subconsultants 25 to 50 %

7. Please provide any other relevant rates that may apply to this project including average direct hourly labor rates for other categories of proposed personnel

_____

_____

_____

Docusign Envelope ID: 8756D6BD-A7AE-4762-8BDD-67F5763A581F

EXHIBIT C

**EXHIBIT A**

**NAME OF CONSULTANT** **Morales Consulting Engineers, Inc.**
**Contract Number** **CDB-0153-19**

**SCHEDULE OF PROPOSED RATES**

1. Average hourly direct labor rates (without Fringe Benefits)

| | | | |
|---|---|---|---|
| Principal, Branch Manager or Senior Officer | $ | 90.00 | hr. |
| Project Manager (Responsible Professional) | $ | 100.00 | hr. |
| Design Engineer or Architect (Registered) | $ | 100.00 | hr. |
| Design or Technician (Non-Registered) | $ | 35.00 | hr. |
| Drafter or CADD Operator | $ | 35.00 | hr. |
| Field Inspector | $ | 35.00 | hr. |
| Clerical (Typist, Word Processor, Document Assembly, etc.) | $ | 22.00 | hr. |

2. Total Overhead Rate (to be applied to Direct Labor) 136.65 %

3. Profit Rate (to be applied to Direct Labor plus Overhead) 10.00 %

4. Cost of 4-Man Survey Crew per 8 hour day (if applicable) $ N/A

5. Other Direct Project Costs per Unit (please specify)

_____

_____

_____

6. Estimated percentage of total fee to be performed by subconsultants 0.0 %

7. Please provide any other relevant rates that may apply to this project including average direct hourly labor rates for other categories of proposed personnel

_____

_____

_____

Docusign Envelope ID: 8756D6BD-A7AE-4762-8BDD-67F5763A581F

EXHIBIT C

EXHIBIT A

**NAME OF CONSULTANT** **WSP**
**Contract Number** **CDB-0153-19**

## SCHEDULE OF PROPOSED RATES

1. Average hourly direct labor rates (without Fringe Benefits)

| | | | |
|---|---|---|---|
| Chief Engineer | $ | 100.82 | hr. |
| Principal | $ | 88.48 | hr. |
| Principal Engineer, Project Manager | $ | 74.12 | hr. |
| Principal Engineer, Geotechnical | $ | 83.66 | hr. |
| Senior Principal Geotechnical Engineer | $ | 59.93 | hr. |
| Tech Professional 3 - Geotechnical | $ | 53.01 | hr. |
| Tech Professional 1 - Civil | $ | 32.35 | hr. |
| Senior 1 Geologist | $ | 50.48 | hr. |
| Principal Geotechnical Engineer | $ | 58.16 | hr. |
| Senior 1 Geotechnical Engineer | $ | 57.69 | hr. |
| Senior Geotechnical Engineer | $ | 48.95 | hr. |
| Associate Engineer Technical | $ | 72.12 | hr. |
| Project Geotechnical Engineer | $ | 30.21 | hr. |
| Staff Geotechnical Engineer | $ | 28.00 | hr. |
| CADD Technician 4 | $ | 35.01 | hr. |
| CADD Operator | $ | 26.64 | hr. |
| Sr. Project Coordinator | $ | 34.97 | hr. |
| Clerical (Typist, Word Processor, Document Assembly, etc.) | $ | 22.00 | hr. |

2. Total Overhead Rate (to be applied to Direct Labor) 174.27 %

3. Profit Rate (to be applied to Direct Labor plus Overhead) 10.00 %

4. Cost of 4-Man Survey Crew per 8 hour day (if applicable) $ N/A hr.

5. Other Direct Project Costs per Unit (please specify)

_____

_____

6. Estimated percentage of total fee to be performed by subconsultants 0.0 %

7. Please provide any other relevant rates that may apply to this project including average direct hourly labor rates for other categories of proposed personnel

_____

Docusign Envelope ID: 8756D6BD-A7AE-4762-8BDD-67F5763A581F

EXHIBIT C

**EXHIBIT A**

**NAME OF CONSULTANT** **ENG Engineering, Inc.**
**Contract Number** **CDB-0153-19**

## SCHEDULE OF PROPOSED RATES

| | | | | |
|---|---|---|---|---|
| 1. | Average hourly direct labor rates (without Fringe Benefits) | | | |
| | Principal (Partner or Senior Officer) | $ | 100.00 | hr. |
| | Project Manager (Responsible Professional) | $ | 60.00 | hr. |
| | Design Engineer | $ | 45.00 | hr. |
| | Designer/Technician/Field Technician | $ | 35.00 | hr. |
| | Drafter CADD Operator | $ | 25.00 | hr. |
| | Field Inspector | $ | 35.00 | hr. |
| | Clerical (Typist, Word Processor, Document Assembly, etc.) | $ | 20.00 | hr. |
| | Infrared Camera Operator (minimum 4 hours) | $ | 80.00 | hr. |
| 2. | Total Overhead Rate (to be applied to Direct Labor) | | 150.00 | % |
| 3. | Profit Rate (to be applied to Direct Labor plus Overhead) | | 10.00 | % |
| 4. | Cost of Reproduction and Printing | | | |
| | Blueprint | | $0.35/square foot | |
| | Copies | | $0.30/sheet | |
| 5. | Other Direct Project Costs per Unit (please specify) | | | |
| | Mileage | | $0.545/mile | |
| | Travel | | Cost | |
| | Supplies | | Cost | |
| | Special Equipment | | Cost | |
| | Literature | | Cost | |
| | Infrared Camera | | $500/day | |

Docusign Envelope ID: 8756D6BD-A7AE-4762-8BDD-67F5763A581F

EXHIBIT C

**EXHIBIT A**

**NAME OF CONSULTANT** Arc Surveying & Mapping, Inc.
**Contract Number** CDB-0153-19

## SCHEDULE OF PROPOSED RATES

1. Average hourly direct labor rates (without Fringe Benefits)

| | | | |
|---|---|---|---|
| Project Manager (Responsible Professional) | $ | 62.50 | hr. |
| CADD Mapping | $ | 140.00 | hr. |
| Professional Licensed Surveyor | $ | 185.00 | hr. |
| Design Engineer or Architect (Registered) | $ | N/A | hr. |
| Designer or Technician (Non-Registered) | $ | N/A | hr. |
| Drafter or CADD Operator | $ | 40.81 | hr. |
| Field Inspector | $ | N/A | hr. |
| Clerical (Typist, Word Processor, Document Assembly, etc.) | $ | 75.00 | hr. |

2. Total Overhead Rate (to be applied to Direct Labor) 175.00 %

3. Profit Rate (to be applied to Direct Labor plus Overhead) 10.00 %

4. Cost of 4-Man Survey Crew per 8 hour day (if applicable) $ N/A

5. Other Direct Project Costs per Unit (please specify)

6. Estimated percentage of total fee to be performed by subconsultants 0 %

7. Please provide any other relevant rates that may apply to this project including average direct hourly labor rates for other categories of proposed personnel

Topo Crew Day Rate: $1,850.00

Hydrographic Crew Day Rate: $2,850.00

Laser Scan Crew Day Rate: $2,500.00

Docusign Envelope ID: 8756D6BD-A7AE-4762-8BDD-67F5763A581F

**SUBJECT: RFQ-DESIGN-BUILD SERVICES FOR MARINE PROJECTS- ANNUAL CONTRACTS**

**BID # CDB-0153-19** **OPEN DATE: 2019-05-15**

## COMPETITIVE SEALED PROPOSAL EVALUATION COMMITTEE

**KIND AND BASIS OF CONTRACT:** CONSTRUCTION – DESIGN/BUILD- REQUEST FOR QUALIFICATIONS

**AGENCY:** PUBLIC WORKS

**BASIS OF AWARD:** EVALUATION CRITERIA

**NUMBER OF BIDS INVITED:** 7 **NUMBER RECEIVED:** 3 **OTHER:** 1

**SUMMARY OF BIDS AND RECOMMENDED ACTIONS:**

Recommended approval to utilize the first renewal option with Hal Jones Contractor, a division of Vecellio & Grogan, Inc Period of Service will be from December 10, 2021 through December 9, 2023 with one (1) two (2) year renewal option remaining. The annual expenditure amount for the renewal period will be $6,000,000.00 per year for a total revised award amount no-to-exceed $24,000,000.00

To be executed by formal contract amendment through Office of General Counsel

**ATTACHMENTS:** Recommendation Memo, Vendor Letters, Previous Award(s)

**ANALYST:** BRYAN MATUS

**RESPECTFULLY SUBMITTED:** GREGORY PEASE, CHIEF PROCUREMENT DIVISION

CONCURRENCE BY: Robin G. Smith, P.E., Chief, Engineering and Construction Mgmt.

---

**(ALL AWARD ACTIONS SUBJECT TO LAWFULLY APPROPRIATED FUNDS)**

ACTION OF CSPEC COMMITTEE ON RECOMMENDATIONS ABOVE

MEMBERS APPROVING 5 MEMBERS DISAPPROVING 0 DATE: 9/23/21

OTHER

---

ACTION OF AWARDING AUTHORITY DATE 9-24-21

APPROVED ✓ DISAPPROVED:

OTHER:

SIGNATURE OF AUTHENTICATION

Brian Hughes
Chief Administrative Officer
For Mayor Lenny Curry
Under Authority of:
Executive Order No: 2019-02

Docusign Envelope ID: 8756D6BD-A7AE-4762-8BDD-67F5763A581F

Docusign Envelope ID: 8756D6BD-A7AE-4762-8BDD-67F5763A581F

# City of Jacksonville, Florida

*Lenny Curry, Mayor*

Department of Public Works
Engineering & Construction Management Division
214 N. Hogan Street, 10th Floor
Jacksonville, FL 32202
(904) 255-8762
www.coj.net

ONE CITY. ONE JACKSONVILLE

September 13, 2021

TO: Gregory W. Pease
Chief of Procurement

THRU: John P. Pappas, P. E.
Director

FROM: Robin G. Smith, P. E.
Chief, Engineering and Construction Management

SUBJECT: CDB-0153-19 – Design-Build Services for Marine Projects- Annual Contracts
Account # Various

Contract #9952-02 between the City and Hal Jones Contractor, a Division of Vecellio & Grogan, Inc. is set to expire on December 9, 2021. All work has been performed satisfactorily for the past two years. Section C-4 of the contract allows for two, two-year renewals. Therefore, we wish to extend the contract for the 1st of the two-year renewals and increase the upset limit by $6,000,000 per year, as allowed, for a total of a $12,000,000.00 increase. There is no rate increase associated with this amendment. Hal Jones Contractor, a Division of Vecellio & Grogan, Inc., Inc. is committed to meeting the 10% JSEB participation goals established for this contract.

Accordingly, this is to recommend that Contract No. 9952-02, originally executed December 9, 2019, between the City and Hal Jones Contractor, a Division of Vecellio & Grogan, Inc. for Design-Build Services for Marine Projects- Annual Contracts be amended to increase the maximum indebtedness by $12,000,000.00 to a new not to exceed limit of $24,000,000.00 and to extend the Period of Service from December 10, 2021 to December 9, 2023; with all other terms and conditions of the Agreement remaining unchanged

cc: Lori A. West, Engineering & Construction Management

Docusign Envelope ID: 8756D6BD-A7AE-4762-8BDD-67F5763A581F

HAL JONES CONTRACTOR
A Division of Vecellio & Grogan, Inc
CGC1527871

HAL JONES CONTRACTOR
A DIVISION OF VECELLIO & GROGAN, INC

720 Talleyrand Avenue
Jacksonville, FL 32202
P.O. Box 3257 Jacksonville, FL 32206

Greg Bedenbaugh
Division President

Phone 904-355-5885
Facsimile 904-355-7648
website vecelliogrogan.com

August 26, 2021

Ms. Lori West
Engineering Contract Manager
City of Jacksonville
Engineering and Construction Management Division
214 N. Hogan Street, 10th Floor
Jacksonville, Florida 32202

Re: COJ Contract No. 9952-02
Design-Build Services for Marine Contracts – Annual Contracts
Renewal Request

Dear Ms. West:

This letter serves to inform the City of Jacksonville that Hal Jones Contractor, a Division of Vecellio & Grogan, Inc. wishes to renew our Design-Build Services for Marine Contracts – Annual Contracts, Contract No. 9952-05 for another two-year term. We have attached the JSEB form per your request.

Please let me know if there is anything else you require.

Regards,

HAL JONES CONTRACTOR
A DIVISION OF VECELLIO & GROGAN, INC.

Greg Tolbert
Project Manager

cc: Robert Scott - COJ

Docusign Envelope ID: 8756D6BD-A7AE-4762-8BDD-67F5763A581F

Appendix H

## SCHEDULE OF JSEB SUBCONTRACTOR/SUBCONSULTANT PARTICIPATION

NAME OF BIDDER Hal Jones Contractor - A Division of Vecellio & Grogan, Inc.

PROJECT TITLE Design-Build Services Marine Projects - Annual Contract

BID NUMBER CDB-0153-19 TOTAL BASE BID AMOUNT _____

*Please list all JSEBs

| NAME OF SUB FIRM | ADDRESS OF FIRM | TYPE OF SUB (if certified) | TYPE OF WORK TO BE PERFORMED | TOTAL CONTRACT VALUE |
|---|---|---|---|---|
| Morales Consulting Engineering, Inc. | 3832-010 Baymeadows Road Jacksonville, FL 32217 | JSEB | Design, Structural | TBD |
| | | | | |
| | | | | |
| | | | | |
| | | | | |
| | | | | |
| | | | | |
| | | | | |

The undersigned acknowledges and agrees that, if any of the above-listed JSEBs are not, for any reason, properly certified with the City, in accordance with Ordinance 2004-602, at the time of bid opening, the same will not be counted toward meeting the participation percentage goal as defined herein.

The undersigned will enter into a formal Agreement with the JSEB Suppliers/Consultants/Subcontractors identified herein for work listed in this schedule, as well as any applicable alternates, conditioned upon execution of a contract with the City of Jacksonville. Under penalties of perjury I declare that I have read the foregoing conditions and instructions and the facts are true to the best of my knowledge and beliefs.

Signature: _____ Title: Project Manager Date: 8/26/2021
Signature of Prime Contractor

Print Name: Greg Tolbert

Attach additional list of subcontractors/subconsultants as needed

JSEB FORM 1

Docusign Envelope ID: 8756D6BD-A7AE-4762-8BDD-67F5763A581F

Docusign Envelope ID: 8756D6BD-A7AE-4762-8BDD-67F5763A581F

SUBJECT: RFQ-DESIGN-BUILD SERVICES FOR MARINE PROJECTS- ANNUAL CONTRACTS

BID # CDB-0153-19

OPEN DATE: 05/15/2019

## COMPETITIVE SEALED PROPOSAL EVALUATION COMMITTEE

KIND AND BASIS OF CONTRACT:
CONSTRUCTION – DESIGN/BUILD- REQUEST FOR QUALIFICATIONS

AGENCY: DEPARTMENT OF PUBLIC WORKS

BASIS OF AWARD: EVALUATION CRITERIA

NUMBER OF BIDS INVITED: 7 NUMBER RECEIVED: 3 OTHER: 1

**SUMMARY OF BIDS AND RECOMMENDED ACTIONS:**
Subject bid was previously shortlisted for three firms and approved on 06/20/19, Interviews were held for the three shortlisted firms listed below and final average scores approved on 08/2/19 to enter into negotiations with #1 ranked firm Hal Jones Contractor, a division Vecellio & Grogan, Inc.

Recommend approval of award to Hal Jones Contractor, a division Vecellio & Grogan, Inc., as a result of negotiations to include Rate Schedules, per Exhibit A. The initial period of service will be for two (2) years with two (2) additional two (2) year periods upon satisfactory performance by Consultant. The maximum indebtedness will be $6,000,000.00 per year with carryover for any unused portion.

To be executed by formal contract through Office of General Counsel.

Attachments: Recommendation Memo, Rate Sheets, Term of Agreement, Previous Award(s)

BUYER Marilyn Laidler
MARILYN LAIDLER

RESPECTFULLY SUBMITTED
GREGORY PEASE, CHIEF
PROCUREMENT DIVISION

CONCURRENCE BY: William J. Joyce, P.E., Director of Operations, Public Works/Robert Skalitzky, Chief, Natural and Marine Resources

(ALL AWARD ACTIONS SUBJECT TO LAWFULLY APPROPRIATED FUNDS)
ACTION OF CSPEC COMMITTEE ON RECOMMENDATIONS ABOVE

MEMBERS APPROVING 5 MEMBERS DISAPPROVING Ø DATE: 10/24/19

OTHER

ACTION OF AWARDING AUTHORITY DATE 10/24/19

APPROVED BH DISAPPROVED:

OTHER:

SIGNATURE OF AUTHENTICATION

Brian Hughes
Chief Administrative Officer
For: Mayor Lenny Curry
Under Authority of:
Executive Order No: 2019-02

Docusign Envelope ID: 8756D6BD-A7AE-4762-8BDD-67F5763A581F

Docusign Envelope ID: 8756D6BD-A7AE-4762-8BDD-67F5763A581F

SUBJECT: RFQ-DESIGN-BUILD SERVICES FOR MARINE PROJECTS- ANNUAL CONTRACTS

BID # CDB-0153-19

OPEN DATE: 05/15/2019

# COMPETITIVE SEALED PROPOSAL EVALUATION COMMITTEE

KIND AND BASIS OF CONTRACT:
CONSTRUCTION – DESIGN/BUILD- REQUEST FOR QUALIFICATIONS

AGENCY: DEPARTMENT OF PUBLIC WORKS

BASIS OF AWARD: EVALUATION CRITERIA

NUMBER OF BIDS INVITED: 7 NUMBER RECEIVED: 3 OTHER: 1

## SUMMARY OF BIDS AND RECOMMENDED ACTIONS:

Subject bid was previously shortlisted for three firms and approved on 06/20/19; Interviews were held for the three shortlisted firms based on the final average scores, the following firms are listed alphabetically. The ranking of first, second and third designates the order of qualification of these firms to perform the required services:

3) Baker Construction Services, LLC. – 91.50
1) Hal Jones Contractor, LLC a division of Vecellio & Grogan, Inc. – 112.75
2) Superior Construction Co. SE, LLC- 104.00

Pursuant to Section 2.6 – Award of Contract of the RFP, recommend approval of award for final list to begin negotiations with number one ranked firm Hal Jones Contractor, LLC a division of Vecellio & Grogan, Inc.

Attachments: Recommendation Memo, Scoring Matrix, Section 2.6, Previous Award

BUYER Marilyn Laidler
MARILYN LAIDLER

RESPECTFULLY SUBMITTED Greg Pease
GREGORY PEASE, CHIEF
PROCUREMENT DIVISION

CONCURRENCE BY: John Pappas, P.E., Director, Public Works Department

(ALL AWARD ACTIONS SUBJECT TO LAWFULLY APPROPRIATED FUNDS)
ACTION OF CSPEC COMMITTEE ON RECOMMENDATIONS ABOVE

MEMBERS APPROVING 5 MEMBERS DISAPPROVING Ø DATE: 8/01/19

OTHER

ACTION OF AWARDING AUTHORITY DATE 8/2/19

APPROVED ✓ DISAPPROVED:

OTHER:

SIGNATURE OF AUTHENTICATION

Brian Hughes
Chief Administrative Officer
For: Mayor Lenny Curry
Under Authority of:
Executive Order No. 2019-02

Docusign Envelope ID: 8756D6BD-A7AE-4762-8BDD-67F5763A581F

Docusign Envelope ID: 8756D6BD-A7AE-4762-8BDD-67F5763A581F

SUBJECT: RFQ-DESIGN-BUILD SERVICES FOR MARINE PROJECTS- ANNUAL CONTRACTS

BID # CDB-0153-19

OPEN DATE: 05/15/2019

## COMPETITIVE SEALED PROPOSAL EVALUATION COMMITTEE

KIND AND BASIS OF CONTRACT:
CONSTRUCTION – DESIGN/BUILD- REQUEST FOR QUALIFICATIONS

AGENCY: DEPARTMENT OF PUBLIC WORKS

BASIS OF AWARD: EVALUATION CRITERIA

NUMBER OF BIDS INVITED: 7 NUMBER RECEIVED: 3 OTHER: 1

**SUMMARY OF BIDS AND RECOMMENDED ACTIONS:**
The City received three (3) proposals for evaluation and all were found to be responsive, interested, qualified and available to provide the services required by the RFP. Based on the above the following firms listed alphabetically were determined to be the most qualified. The ranking of first, second and third designates the order of qualification of these firms to perform the required services:

3) Baker Construction Services, LLC. – 66.50
1) Hal Jones Contractor, LLC a division of Vecellio & Grogan, Inc. - 82.75
2) Superior Construction Co. SE, LLC- 75.50

Pursuant to Section 2.6 – Award of Contract of the RFP, recommend approval to move forward to presentation/interviews before CSPEC.

Attachments: Recommendation Memo, Scoring Matrix, Bid Tabulation, JSEB Letter, Section 2.6

BUYER Marilyn Laidler
MARILYN LAIDLER

RESPECTFULLY SUBMITTED
GREGORY PEASE, CHIEF
PROCUREMENT DIVISION

CONCURRENCE BY: John Pappas, P.E., Director, Public Works Department

(ALL AWARD ACTIONS SUBJECT TO LAWFULLY APPROPRIATED FUNDS)
ACTION OF CSPEC COMMITTEE ON RECOMMENDATIONS ABOVE

MEMBERS APPROVING 5 MEMBERS DISAPPROVING Ø DATE: 6/20/19

OTHER

ACTION OF AWARDING AUTHORITY DATE 6/20/19

APPROVED DISAPPROVED:

OTHER:

SIGNATURE OF AUTHENTICATION

Sam E. Mousa
Chief Administrative Officer
For: Mayor Lenny Curry
Under Authority of:
Executive Order No 2015-05

Docusign Envelope ID: 8756D6BD-A7AE-4762-8BDD-67F5763A581F