Docusign Envelope ID: 02A75E60-AE0F-44F8-9C52-4DD06091AD47

City of Jacksonville, Florida

Procurement Award Form (PAF)

Part 1 – Form Type: JPAC 126.204 (a) New Award, Renewals, Waive Technical Defects, Price Increases, NTE Increases.

Goods and/or Services: Design Build Services - Fire Station 66, 67 & 76

Requested Action and Justification:

Recommend approval to amend the award with Stellar Group, Inc., for the design build of Fire Station # 66 in order to extend the project completion date to June 15, 2027. The completion date of September 22, 2026 was used incorrectly. No other changes needed.

To be executed via formal contract amendment through the Office of General Counsel

Supplier:	Stellar Group Inc	**Basis of Award:**	Highest Evaluated	**BID Opening Date:**	04/17/2019

POA #:	72137-25	**PO #:**	701336-26	**Change Order #:**	N/A
Solicitation #:	DB CDB-0164 22	**Contract #:**	72137-25	**Contract ADM #:**	2
Term:	Project Completion (Term NTE 5 Years)	**Options:**	N/A	**Options Used:**	N/A

Federally Funded:	No	**JSEB Rec:**	Participation
Licenses Verified:	Yes	**JSEB %:**	20
Bonds Required:	No	**Bonds Waived Pursuant To:**	N/A

Fund:	000000	**Center:**	000000	**Acct:**	000000	**Proj:**	00000000	**Activity:**	0000000000	$ 0.00
Fund:		**Center:**		**Acct:**		**Proj:**		**Activity:**		$
Fund:		**Center:**		**Acct:**		**Proj:**		**Activity:**		$

New NTE/GMP:	$ 9,065,062.00	**Contingent Amt:**	$ 0.00	**DMP/ODPO Amt:**	$ 0.00

Using Agency/BU:	PWEN:ENGINEERING AND CONSTRUCTION MANAGEMENT		
Concurrence:	Signed by: Scott Carter, PE 7D691F8ADFC947E...	**Title:**	CHIEF OF ENGINEERING CONSTRUCTION MANAGEMENT 8/25/2026
Concurrence:	Signed by: 1EFA223D5D23487...	**Title:**	DIRECTOR OF PUBLIC WORKS 8/27/2026
Concurrence:		**Title:**	
Concurrence:		**Title:**	

Initial DT
Initial DT

Procurement Analyst/Buyer:	Signed by: Kemp, Benjamin 4C8860FACE2449C...	**Chief of Procurement:**	Signed by: B10F1D517352456... 9/1/2026
Name:	Kemp, Benjamin	**Name:**	Dustin L. Freeman

Part 2 – JPAC Action: All award actions subject to lawfully appropriated funds.		**Part 3 – Final Awarding Authority Action:**	
Members who approve:		**Action:**	
Members who disapprove:		**Signature:**	
Date:		**Date:**	

Docusign Envelope ID: 02A75E60-AE0F-44F8-9C52-4DD06091AD47

PAF Instructions
Part 1 (using agency)

Form Type: This form will be used for both Administrative Awards and JPAC Requests. Select type from dropdown options.

Goods and/or Services: Enter a brief description of the types of goods and services included in the request.

Requested Action and Justification: Enter a brief description of the requested action or authority being sought. i.e.; *Request permission to award the lowest, responsive responsible bidder for an ITB or award the highest ranked supplier for an RFP.* This block should also be used for additional information such as additional 4th account strings, or other information essential for contract execution.

Supplier: Enter awarded supplier name**.** If multiple, include in "Requested Action and Justification" box.

Basis of Award: Select from Lowest Price Technical Acceptable (LPTA), Highest Price Technical Acceptable (HPTA) or N/A.

Bid Opening Date: The date bids were unsealed by Procurement.

POA #: This is your 1Cloud generated Agreement number. Select Type, Enter Number.

PO #: Enter the PO number or agreement release number.

Change Order #: Provide the applicable change order number represented by this request.

Solicitation #: Select Prefix type, Enter Number, and Year.

Contract #: This number should be the same as your POA number (unless procured prior to 2020)

Contract Amendment #: Provide the applicable amendment number represented by this request.

Term: Select the Period of Performance or Term for the initial period.

Options: Period of time for each renewal or option.

Options Used: Prior to this request, enter how many options were already used.

Federally Funded: Select yes or no from dropdown if Federal Funds will be used.

JSEB Rec: Select Encouragement or JSEB Set Aside Option.

JESB %: If JSEB Participation, enter the percentage.

Bonds Waived Pursuant to: Select option from Drop down.

Funding Sources: Fund/Center/Account/Project/Activity, all fields are required even if zeros.

New NTE/GMP: Enter the new total not to exceed amount. Note, this should match the contract maximum indebtedness, if applicable**.**

Contingent Amount: If your agency requests an allowance for unforeseen additional expenses, then specify the amount of your requested increase and new NTE that represents the contingency allowance. This is over and above any quote.

DMP/ODPO Account: Enter the Direct Materials Purchase/Owner Direct Purchase Order Account. Used mainly for CIP (Capital Improvement/Construction) Projects

Using Agency/BU: Select one from the dropdown list.

Concurrence: Using Agency internal routing requirements for Electronic Signatures (follow Proc Manual for threshold requirements)

Title: Title of person electronically signing form.

Attachments: Included any supplemental information to the Procurement Award Form. i.e.; *Scope of work, previous awards*.

**Any field where there is no data available, or no entry is required, either leave it blank or enter N/A. Any fields where there is known data, include for informational purposes. Any changes to an original award should contain the data that is being changed and any other relevant data required for JPAC review and approval.*

Docusign Envelope ID: 02A75E60-AE0F-44F8-9C52-4DD06091AD47

STELLAR GROUP, INC.
FIRE STATION NO. 66
CONTRACT # 72137-25

CHANGE ORDER NO. 1

NBR	MASTER ITEM DESCRIPTION	QUANTITY	UOM	UNIT COST	NET ADDITION	NET DELETION	NET TOTALS
	ERROR IN AGREEMENT						
1	In section 4. Term of the Agreement is states "The term of this Contract shall commence on the Effective Date and shall continue in full force and effect through September 22, 2026." The date of September 22, 2026 is a typo. The contract was executed on October 24, 2025 for design build services. The duration for construction alone is 341 calendar days plus the 5 day start window for a total of 346 days. The NTP for construction was issued on March 6, 2026 which puts the Substantial Completion date at February 15, 2027 which is past the September 22, 2026 date listed in the Agreement. The date should be adjusted to a later date. Typically Contract Expiration is set to be 120 days after Substantial Completion which would put it at June 15, 2027.	0.00		$0.00	$0.00	$0.00	0
	NEW ITEMS SUBTOTAL				$0.00	$0.00	$0.00
	NEW ITEMS NET TOTAL						**$0.00**
NET TOTAL CHANGE ORDER NO. 1							**$0.00**

Approved

8/20/2026
Daryl Weinstein COJ Project Manager

Docusign Envelope ID: 02A75E60-AE0F-44F8-9C52-4DD06091AD47

City of Jacksonville, Florida

Procurement Award Form (PAF)

Part 1 – Form Type: JPAC Award Request: Renewals, Extensions, and Unit Price Increases

Goods and/or Services: RFQ - Design Build Services - Fire Stations 66, 67, & 76 (Fire Station 66)

Requested Action and Justification:

Recommend approval to amend the award with Stellar Group, Inc., for the design build of Fire Station 66 to implement the Scope and Fee Summary, Exhibit A and B, to set the GMP at $9,065,062.00, with a contingency of $503,294.00, which is included. The final completion date will be September 22, 2026.

Supplier:	Stellar Group, Inc.	**Basis of Award:**	Highest Evaluated	**BID Opening Date:**	04/17/2019

POA #:	72137-25	**PO #:**	TBD	**Change Order #:**	N/A
Solicitation #:	DB CDB-0164 22	**Contract #:**	TBD	**Contract Amd #:**	1
Term:	Project Completion	**Options:**	N/A	**Options Used:**	N/A

Federally Funded:	No	**JSEB Rec:**	N/A	**Bonds Waived Pursuant To:**	N/A
Licenses Verified:	Yes	**JSEB %:**	N/A		

Fund:	32124	**Center:**	127001	**Acct:**	565051	**Proj:**	010985	**Activity:**	00000000	$ 9,065,062.00
Fund:		**Center:**		**Acct:**		**Proj:**		**Activity:**		$
Fund:		**Center:**		**Acct:**		**Proj:**		**Activity:**		$

New NTE/GMP:	$ 9,065,062.00	**Contingent Amt:**	$ 503,294.00	**DMP/ODPO Amt:**	$ 0.00

Using Agency/BU:	PWEN:ENGINEERING_AND_CONSTRUCTION_MANAGEMENT			
Concurrence:	Scott Carter, PE	**Title:**	CHIEF OF ENGINEERING CONSTRUCTION MANAGEMENT	7/9/2025
Concurrence:	Golden, Perry	**Title:**	DIRECTOR OF FIRE AND RESCUE	7/11/2025
Concurrence:	Nina Hickle	**Title:**	DIRECTOR OF PUBLIC WORKS	7/16/2025
Concurrence:		**Title:**		

Initial DT Initial NM

Procurement Analyst/Buyer:	Kemp, Benjamin	**Chief of Procurement:**	Robert Waremburg, for Dustin Freeman 7/22/2025
Name:	Kemp, Benjamin	**Name:**	Dustin L. Freeman

Part 2 – JPAC Action: All award actions subject to lawfully appropriated funds.		**Part 3 – Final Awarding Authority Action:**	
Members who approve:	3	**Action:**	Approved
Members who disapprove:	0	**Signature:**	Karen Bowling
Date:	7/24/2025	**Date:**	7/24/2025

Karen Bowling
Chief Administrative Officer
For: Mayor Donna Deegan
Under Authority Of:
Executive Order No: 2023-02

Docusign Envelope ID: 02A75E60-AE0F-44F8-9C52-4DD06091AD47

PAF Instructions
Part 1 (using agency)

Form Type: This form will be used for both Administrative Awards and JPAC Requests. Select type from dropdown options.

Goods and/or Services: Enter a brief description of the types of goods and services included in the request.

Requested Action and Justification: Enter a brief description of the requested action or authority being sought. i.e.; *Request permission to award the lowest, responsive responsible bidder for an ITB or award the highest ranked supplier for an RFP.* This block should also be used for additional information such as additional 4th account strings, or other information essential for contract execution.

Supplier: Enter awarded supplier name**.** If multiple, include in "Requested Action and Justification" box.

Basis of Award: Select from Lowest Price Technical Acceptable (LPTA), Highest Price Technical Acceptable (HPTA) or N/A.

Bid Opening Date: The date bids were unsealed by Procurement.

POA #: This is your 1Cloud generated Agreement number. Select Type, Enter Number.

PO #: Enter the PO number or agreement release number.

Change Order #: Provide the applicable change order number represented by this request.

Solicitation #: Select Prefix type, Enter Number, and Year.

Contract #: This number should be the same as your POA number (unless procured prior to 2020)

Contract Amendment #: Provide the applicable amendment number represented by this request.

Term: Select the Period of Performance or Term for the initial period.

Options: Period of time for each renewal or option.

Options Used: Prior to this request, enter how many options were already used.

Federally Funded: Select yes or no from dropdown if Federal Funds will be used.

JSEB Rec: Select Encouragement or JSEB Set Aside Option.

JESB %: If JSEB Participation, enter the percentage.

Bonds Waived Pursuant to: Select option from Drop down.

Funding Sources: Fund/Center/Account/Project/Activity, all fields are required even if zeros.

New NTE/GMP: Enter the new total not to exceed amount. Note, this should match the contract maximum indebtedness, if applicable**.**

Contingent Amount: If your agency requests an allowance for unforeseen additional expenses, then specify the amount of your requested increase and new NTE that represents the contingency allowance. This is over and above any quote.

DMP/ODPO Account: Enter the Direct Materials Purchase/Owner Direct Purchase Order Account. Used mainly for CIP (Capital Improvement/Construction) Projects

Using Agency/BU: Select one from the dropdown list.

Concurrence: Using Agency internal routing requirements for Electronic Signatures (follow Proc Manual for threshold requirements)

Title: Title of person electronically signing form.

Attachments: Included any supplemental information to the Procurement Award Form. i.e.; *Scope of work, previous awards*.

**Any field where there is no data available, or no entry is required, either leave it blank or enter N/A. Any fields where there is known data, include for informational purposes. Any changes to an original award should contain the data that is being changed and any other relevant data required for JPAC review and approval.*

Docusign Envelope ID: 02A75E60-AE0F-44F8-9C52-4DD06091AD47

Exhibit A

Scope of Services

Docusign Envelope ID: 02A75E60-AE0F-44F8-9C52-4DD06091AD47

stellar | TAKING SOLUTIONS FURTHER®

City of Jacksonville - Fire Station 66

GMP Deliverable

June 26, 2025

PLANNING | DESIGN | PRE-CONSTRUCTION | CONSTRUCTION | REFRIGERATION | MECHANICAL & UTILITY | BUILDING ENVELOPE | TOTAL OPERATIONS & MAINTENANCE

Docusign Envelope ID: 02A75E60-AE0F-44F8-9C52-4DD06091AD47

June 26, 2025

Mr. Dan VanSickle
City of Jacksonville | Department of Public Works
214 N. Hogan Street – 10th Floor
Jacksonville, FL 32202

RE: Fire Station 66 – GMP Deliverable

Dear Mr. VanSickle,

On behalf of Stellar we are pleased to present our GMP Deliverable for the Fire Station 66 project. Along with the GMP you will find our GMP Budget, Assumptions & Clarifications, Project Documents and Drawings, and the proposed Project Schedule.

Again, thank you for the opportunity and we look forward to another successful project with you.

Sincerely,

Stellar Group, Inc.

Spencer Draper
Project Manager

Cc: Tim Jenkins – Senior Vice President
Raj Ramkumar – Director of Preconstruction
Scott Wright – Project Executive

Enc: Fire Station 66 GMP Deliverable

Docusign Envelope ID: 02A75E60-AE0F-44F8-9C52-4DD06091AD47

stellar | TAKING SOLUTIONS FURTHER®

City of Jacksonville
Fire Station 66

GMP

June 26, 2025

Table of Contents

1. GMP Budget

2. Assumptions and Clarifications

3. Project Documents and Drawings

4. Project Schedule

© Stellar 2014

Docusign Envelope ID: 02A75E60-AE0F-44F8-9C52-4DD06091AD47

Exhibit B

Contract Fee Summary

Docusign Envelope ID: 02A75E60-AE0F-44F8-9C52-4DD06091AD47

stellar | TAKING SOLUTIONS FURTHER®

GMP Budget

© Stellar 2014

Docusign Envelope ID: 02A75E60-AE0F-44F8-9C52-4DD06091AD47

stellar
TAKING SOLUTIONS FURTHER

DATE: JUNE 26, 2025
PROJECT: COJ FIRE STATION NO. 66
LOCATION: JACKSONVILLE, FL
PROJ NUM: 07XXX-223

SITE AREA (AC): 1.52
BUILDING AREA (GSF): 9,100

CITY OF JACKSONVILLE FIRE STATION NO. 66 GMP BUDGET

SITE		$	2,406,794	$	1,588,123	Per Acre
BUILDING		$	4,632,288	$	509.04	Per SF
BUILDING PERMIT/APPROVAL (ALLOWANCE)			Included			
	SUBTOTAL	$	7,039,082			
CONTINGENCY ON CONSTRUCTION COST	7.15%	$	503,294			
OWNER CONTINGENCY	1.50%	$	105,586			
TARIFF CONTINGENCY	2.25%	$	158,379			
	SUBTOTAL	$	7,806,342			
PERFORMANCE & PAYMENT BOND	0.69%	$	60,135			
BUILDERS RISK INSURANCE	0.53%	$	45,907			
GENERAL LIABILITY	1.65%	$	142,917			
	SUBTOTAL	$	8,055,299			
PRECONSTRUCTION FEE	0.00%	$	-			
CONSTRUCTION FEE	7.00%	$	606,313			
TOTAL CONSTRUCTION BUDGET		**$**	**8,661,612**	**$**	**951.83**	**Per SF**
FLORIDA GREEN BUILDING CONSULTING SERVICES		$	11,000			
FLORIDA GREEN BUILDING DOCUMENTATION		$	2,500			
FUNDAMENTAL COMMISSIONING		$	10,150			
PQH DESIGN AND CA		$	193,300			
GAI DESIGN AND CA		$	186,500			
TOTAL DESIGN AND CONSTRUCTION BUDGET		**$**	**9,065,062**	**$**	**996.16**	**Per SF**

© The Stellar Group

Docusign Envelope ID: 02A75E60-AE0F-44F8-9C52-4DD06091AD47

stellar
TAKING SOLUTIONS FURTHER

DATE: JUNE 26, 2025
PROJECT: COJ FIRE STATION NO. 66
LOCATION: JACKSONVILLE, FL
PROJ NUM: 07XXX-223

SITE AREA: 1.52 AC
MO: 8
WK: 35

SITEWORK

SPEC. NO.	DESCRIPTION	UNIT	QUANTITY	UNIT COST		BUDGET
30	SITE EXCAVATION AND GRADING				$	461,801
31	SITE PAVING				$	366,426
32	SITE DEVELOPMENT				$	425,087
33	LANDSCAPING				$	144,684
34	SITE UTILITIES				$	823,297
35	SITE ELECTRICAL				$	185,500
				SUBTOTAL	$	2,406,794
	CONTINGENCY ON CONSTRUCTION COST	7.2%			$	172,086
	OWNER CONTINGENCY	1.5%			$	36,102
	TARIFF CONTINGENCY	2.25%			$	54,153
				SUBTOTAL	$	2,669,134
	P&P BOND	0.69%			$	20,561
	BUILDERS RISK	0.53%			$	15,696
	GENERAL LIABILITY	1.65%			$	48,866
				SUBTOTAL	$	2,754,258
	PRECONSTRUCTION FEE	0.00%			$	-
	CONSTRUCTION FEE	7.00%			$	207,310
				TOTAL SITE CONSTRUCTION BUDGET:	**$**	**2,961,567**

© The Stellar Group

stellar
TAKING SOLUTIONS FURTHER

DATE: JUNE 26, 2025
PROJECT: COJ FIRE STATION NO. 66
PROJ NUM: 07XXX-223

SPEC. NO.	DESCRIPTION	UNIT	QUANTITY	UNIT COST	BUDGET
	SITEWORK				
30	**SITE EXCAVATION AND GRADING**				
01 10 02	TEMPORARY ROADS AND PARKING	SF	4,000	$ 2.84	$ 11,360
01 10 02	LAYDOWN AREA (6" CRUSH CRETE)	SF	2,500	$ 4.23	$ 10,564
01 10 02	6' TEMP FENCING - IN-GROUND	LF	1,327	$ 18.55	$ 24,619
31 20 00	SITE DEMOLITION	AC	1.52	$ 4,054	INCLUDED
31 20 00	RELOCATE "QUIET PLACE" MARKER BY GARDER SOC.	LS	1	$ 0.00	NOT INCLUDED
31 20 00	CURB CUTS (FOR NEW ENTRANCES/EXITS)	LF	230	$ 22.17	INCLUDED
31 20 00	CLEARING AND GRUBBING	LS	1	$ 60,727	INCLUDED
31 20 00	EARTHWORK	LS	1	$ 0.00	INCLUDED
31 20 00	MOBILIZATION	LS	1	$ 22,500	INCLUDED
31 20 00	SITE SURVEYING AND LAYOUT	HR	80	$ 175.00	INCLUDED
31 20 00	TRAFFIC CONTROL	LS	1	$ 5,500	INCLUDED
31 20 00	SITE DEWATERING	AC	1.52	$ 8,000	$ 12,124
31 20 00	TESTING AND INSPECTIONS	LS	1	$ 8,500	INCLUDED
31 20 00	EROSION CONTROL	LS	1	$ 10,400	INCLUDED
31 20 00	SILT FENCE	LF	1,327	$ 3.50	INCLUDED
31 20 00	INLET PROTECTION	EA	5	$ 250.00	INCLUDED
31 20 00	CONSTRUCTION ENTRANCE	EA	2	$ 2,250	INCLUDED
31 20 00	EROSION CONTROL MAINTENANCE	HR	242	$ 31.50	$ 7,638
31 20 00	SWPPP MONITORING AND NPDES PERMIT	LS	1	$ 27,000	$ 27,000
31 20 00	EROSION AND SEDIMENT CONTROL INSPECTIONS	LS	1	$ 2,500	$ 2,500
31 20 00	CLEARING AND GRUBBING	AC	1.52	$ 3,500	INCLUDED
31 20 00	STRIP TOPSOIL AND VEGETATION	SY	7,335	$ 1.15	INCLUDED
31 20 00	IMPORT FILL	CY	4,950	$ 9.00	INCLUDED
31 20 00	MASS GRADE AND BALANCE SITE	SY	7,335	$ 3.15	INCLUDED
31 20 00	CONSTRUCT NEW BUILDING PAD	SY	1,011	$ 6.50	INCLUDED
31 20 00	12" STABILIZATION COURSE	SY	625	$ 4.40	INCLUDED
31 20 00	FINE GRADING AT PAVING	SY	1,613	$ 4.50	INCLUDED
31 20 00	FINISH GRADING	SY	4,029	$ 3.50	INCLUDED
31 20 00	EARTHWORK AND SITE PREP INCL SITE GC'S	LS	1	$ 365,996	$ 365,996
	TOTAL SITE EXCAVATION AND GRADING				**$ 461,801**
31	**SITE PAVING**				
32 12 00	ASPHALT PAVING - HEAVY DUTY - 2.5" + 8" BASE	SY	625	$ 66.63	INCLUDED
32 12 00	ASPHALT PAVING - PATCH	SY	300	$ 80.00	INCLUDED
32 12 00	SUBGRADE AND BASES	LS	1	$ 0.00	INCLUDED
32 12 00	ASPHALT PAVING AND STRIPING	LS	1	$ 140,616	$ 140,616

© The Stellar Group

stellar
TAKING SOLUTIONS FURTHER

DATE: JUNE 26, 2025
PROJECT: COJ FIRE STATION NO. 66
PROJ NUM: 07XXX-223

SPEC. NO.	DESCRIPTION	UNIT	QUANTITY	UNIT COST	BUDGET
32 13 00	CONCRETE CURBS/CURB AND GUTTER	LF	1,206	$ 27.98	INCLUDED
32 13 00	WALKS AND SLABS 4"	SF	1,488	$ 6.20	INCLUDED
32 13 00	CONCRETE ENTRANCE AND PATIO SOG 4"	SF	841	$ 0.00	w/BUILDING
32 13 00	CONCRETE CROSS PANS (AT NEW ENTRANCES/EXITS)	SF	496	$ 22.13	$ 10,976
32 13 00	CONCRETE CONDENSER PAD	SF	60	$ 8.77	INCLUDED
32 13 00	CONCRETE HOSE BIB PAD	SF	12	$ 8.77	INCLUDED
32 13 00	CONCRETE GENERATOR PAD 10"	SF	115	$ 25.54	INCLUDED
32 13 00	SLAB ON GRADE - STORAGE/EXTRACTOR	SF	266	$ 8.77	INCLUDED
32 13 00	GATE CANTILEVER PAD (30'LX2'-6"W)	EA	1	$ 4,500	$ 4,500
32 13 00	DUMPSTER PAD 6"	SF	204	$ 8.77	INCLUDED
32 13 00	CONCRETE DRIVEWAY PAVING 8"	SF	6,263	$ 10.75	INCLUDED
32 13 00	CONCRETE PAVING APRON 8"	SF	6,121	$ 10.75	INCLUDED
07 92 00	CAULK EXTERIOR SLABS	LF	2,266	$ 3.98	$ 9,018
32 13 00	SITE STAIRS	LF	60	$ 52.42	INCLUDED
32 13 00	SITE STAIR RAILINGS	LF	36	$ 250.00	$ 9,000
05 50 00	8" STEEL PROTECTION BOLLARDS - EXTERIOR	EA	16	$ 750.00	INCLUDED
05 50 00	REFLECTIVE BOLLARD SLEEVE - EXTERIOR	EA	16	$ 173.14	$ 2,770
32 13 00	ADA SIDEWALK RAMP	EA	1	$ 519.00	INCLUDED
32 13 00	ADA WARNING PADS (TRUNCATED DOME)	EA	4	$ 660.50	INCLUDED
32 13 00	24"Ø FLAG POLE BASE	EA	1	$ 750.26	INCLUDED
32 13 00	SITE CONCRETE (DRIVES, SIDEWALKS, PADS)	LS	1	$ 189,545	$ 189,545
32 17 23	PAVEMENT MARKING - HC PARKING	EA	1	$ 52.55	INCLUDED
32 17 23	STRIPING & MARKING - STD PARKING	EA	24	$ 6.75	INCLUDED
32 17 23	TRAFFIC SIGNAGE	EA	5	$ 250.00	INCLUDED
	TOTAL SITE PAVING				**$ 366,426**

32 **SITE DEVELOPMENT**

05 50 00	CONCRETE RETAINING WALL FOUNDATION	LF	290	$ 315.43	$ 91,474
32 32 00	MASONRY RETAINING WALLS	SF	1,920	$ 62.90	$ 120,765
05 50 00	RETAINING WALL GUARDRAIL (3 LINE) ALLOWANCE	LF	290	$ 225.00	$ 65,250
33 00 00	FABRIC AND DRAINAGE AT RETAINING WALLS	LF	290	$ 75.00	$ 21,750
03 00 00	WF3.0 - TRASH ENCL. CONTINUOUS FDN. - 1'x4'	CY	5	$ 0.00	INCLUDED
04 20 00	8" CMU - TRASH ENCLOSURE WALLS - 8'H	SF	437	$ 0.00	INCLUDED
04 20 00	PRECAST CAP - TRASH SCREEN/ENCL. WALLS	LF	41	$ 0.00	INCLUDED
32 30 00	TRASH ENCLOSURE GATES	EA	1	$ 5,950	INCLUDED
03 00 00	WF2.0 - STORAGE AREA CONTINUOUS FDN. - 1'x2'	CY	7	$ 0.00	INCLUDED
04 20 00	8" CMU - STORAGE ENCLOSURE WALLS - 9'-4"H	SF	753	$ 0.00	INCLUDED
08 20 00	STORAGE ENCLOSURE HM DR - SEE BUILDING	EA	1	$ 0.00	INCLUDED
08 20 00	STORAGE ENCLOSURE COILING DR - SEE BUILDING	EA	1	$ 0.00	INCLUDED
07 30 00	COMPOSITION SHINGLES - STORAGE/EXTRACTOR	SF	327	$ 0.00	INCLUDED
07 30 00	METAL FASCIA W/DRIP - STORAGE/EXTRACTOR	LF	73	$ 0.00	INCLUDED
32 31 00	CHAIN LINK FENCING, 8'H W/PRIVACY SLATS	LF	528	$ 85.82	$ 45,310
32 31 00	CHAIN LINK FENCING - 8'H POND PERIMETER	LF	502	$ 65.82	$ 33,039
32 31 00	SLIDING GATE, NON-RATED 24'L x 8'H	EA	1	$ 32,276	$ 32,276
32 31 00	MOTORIZED DRIVE GATE PREMIUM	EA	1	$ 5,373	$ 5,373

© The Stellar Group

stellar
TAKING SOLUTIONS FURTHER

DATE: JUNE 26, 2025
PROJECT: COJ FIRE STATION NO. 66
PROJ NUM: 07XXX-223

SPEC. NO.	DESCRIPTION	UNIT	QUANTITY	UNIT COST	BUDGET
32 31 00	SWING GATE, 6'W MANUAL	EA	2	$ 1,750	$ 3,500
32 31 00	PRIVACY SLATS			$ 0.00	INCLUDED
32 33 00	BIKE RACKS (U-RACK)	EA	1	$ 557.43	$ 557
10 14 00	MONUMENT SIGN		0	$ 0.00	NOT REQ'D
10 75 00	FLAGPOLES (NO BEACON LIGHT)	EA	1	$ 5,792	$ 5,792
	TOTAL SITE DEVELOPMENT				**$ 425,087**
33	**LANDSCAPING**				
32 90 00	LANDSCAPING	SF	35,422	$ 3.50	$ 123,860
32 90 00	TREES				INCLUDED
32 90 00	SHRUBS				INCLUDED
32 90 00	GROUND COVERS				INCLUDED
32 90 00	PINE BARK MULCH	CY	30	$ 65.00	INCLUDED
32 90 00	METAL EDGING	LF	250	$ 12.00	INCLUDED
32 90 00	FINE GRADING	SF	35,422	$ 0.16	INCLUDED
32 90 00	TOP SOIL AMENDMENTS	CY	656	$ 4.00	$ 2,624
32 90 00	TREE PROTECTION	EA	32	$ 100.00	$ 3,200
32 90 00	TREE MITIGATION - ALLOWANCE	LS	1	$ 15,000	$ 15,000
32 90 00	SOD - BERMUDA GRASS	SF	7,084	$ 0.70	INCLUDED
32 90 00	SOD - BAHIA GRASS	SF	28,338	$ 0.48	INCLUDED
32 80 00	IRRIGATION	SF	35,422	$ 1.43	INCLUDED
	TOTAL LANDSCAPING				**$ 144,684**
34	**UTILITIES**				
33 00 00	STORM DEMOLITION	LS	1	$ 26,750	$ 26,750
33 00 00	STORM DRAIN	LS	1	$ 343,064	$ 343,064
33 00 00	SANITARY SEWER	LS	1	$ 181,221	$ 181,221
33 00 00	PUMP STATION AND FORCEMAIN				NOT REQ'D
33 00 00	WATER MAIN, FIRE MAIN AND IRRIGATION TO HOSE BIB	LS	1	$ 209,287	$ 209,287
33 00 00	SITE UTILITY DEWATERING ALLOWANCE	LS	1	$ 32,100	$ 32,100
33 00 00	24"Ø RCP STORM SEWER	LF	354	$ 95.00	INCLUDED
33 00 00	30"Ø RCP STORM SEWER	LF	91	$ 119.55	INCLUDED
33 00 00	INLET - TYPE C	EA	4	$ 4,725	INCLUDED
33 00 00	INLET - TYPE H	EA	1	$ 4,725	INCLUDED
33 00 00	YARD DRAINS - ALLOW	EA	6	$ 1,250	$ 7,500
33 00 00	MANHOLE - TYPE 7	EA	2	$ 7,348	INCLUDED
33 00 00	24" MES OUTLET STRUCTURE	EA	2	$ 2,688	INCLUDED
33 00 00	RETENTION POND	SF	13,651	$ 12.31	INCLUDED
33 00 00	RETENTION POND - BAHIA SOD BANKS (21'W)	LS	1	$ 7,200	INCLUDED
33 00 00	4" SDR 35 SANITARY SEWER	LF	79	$ 53.49	INCLUDED
33 00 00	8" SDR 18 SANITARY SEWER	LF	32	$ 164.10	INCLUDED

© The Stellar Group

stellar
TAKING SOLUTIONS FURTHER

DATE: JUNE 26, 2025
PROJECT: COJ FIRE STATION NO. 66
PROJ NUM: 07XXX-223

SPEC. NO.	DESCRIPTION	UNIT	QUANTITY	UNIT COST	BUDGET
33 00 00	10" SDR 18 SANITARY SEWER	LF	37	$ 189.90	INCLUDED
33 00 00	10" SDR 18 SANITARY SEWER - RE-ROUTE	LF	226	$ 208.89	INCLUDED
33 00 00	PVC FITTINGS AND CLEANOUTS	EA	15	$ 950.00	INCLUDED
33 00 00	SANITARY SEWER MANHOLES	EA	2	$ 6,290	INCLUDED
33 00 00	SANITARY SEWER MANHOLES - RE-ROUTE	EA	1	$ 6,290	INCLUDED
33 00 00	CITY SEWER - CONNECT TO EXISTING SERVICE	EA	2	$ 8,700	INCLUDED
33 00 00	TEMPORARY SEWER DIVERSION - ALLOWANCE	LS	1	$ 20,000	$ 20,000
33 00 00	GROUT FILL ABANDONED SEWER PIPE (8"DIA)	LF	225	$ 15.00	$ 3,375
33 00 00	DOMESTIC WATER SERVICE - 2" SCH-80	LF	125	$ 34.00	INCLUDED
33 00 00	FIRE WATER SERVICE - 8" DR-18	LF	273	$ 60.50	INCLUDED
33 00 00	IRRIGATION WATER SERVICE - 2" SCH-80	LF	167	$ 52.50	INCLUDED
33 00 00	HOSE BIB 2" - ON CONCRETE PAD	EA	1	$ 1,017	INCLUDED
33 00 00	FIRE HYDRANT ASSY. - ON-SITE	EA	1	$ 8,250	INCLUDED
33 00 00	METER BOX	EA	2	$ 2,850	INCLUDED
33 00 00	8" DBL CHECK BACKFLOW PREVENTER	EA	1	$ 8,500	INCLUDED
33 00 00	2.0" BACKFLOW PREVENTER	EA	1	$ 4,128	INCLUDED
33 00 00	CITY WATER - CONNECT TO EXISTING SERVICE	EA	1	$ 8,400	INCLUDED
33 00 00	FIRE PERMIT AND TESTING	EA	1	$ 3,500	INCLUDED
33 00 00	STREET CROSSINGS	EA	1	$ 10,016	INCLUDED
33 00 00	TRAFFIC CONTROL	LS	1	$ 10,000	INCLUDED
	TOTAL UTILITIES				**$ 823,297**
35	**SITE ELECTRICAL**				
33 70 00	TELEPHONE & POWER CONDUITS		0	$ 0.00	INCLUDED
33 70 00	LED SITE LIGHTING POLE - PARKING AND DRIVEWAY		0	$ 0.00	INCLUDED
33 70 00	LIGHTING CONDUIT & WIRE, 1" PVC		0	$ 0.00	INCLUDED
33 70 00	CONDUIT & SIGNAL WIRING - TRAFFIC SGNL PREEMPT	LS	1	$ 27,500	$ 27,500
32 13 00	PAVEMENT PATCHING FOR CONDUIT INSTALLATION	LS	1	$ 8,000	$ 8,000
33 70 00	SITE ELECTRICAL - SEE BUILDING	LS	1	$ 150,000	$ 150,000
	TOTAL SITE ELECTRICAL				**$ 185,500**

© The Stellar Group

Docusign Envelope ID: 02A75E60-AE0F-44F8-9C52-4DD06091AD47

stellar
TAKING SOLUTIONS FURTHER

		MAIN LEVEL:	9,100
		2ND LEVEL:	0
		TYP LEVEL:	0
DATE:	JUNE 26, 2025	NUM TYP LVLS:	0
PROJECT:	COJ FIRE STATION NO. 66	GROSS SQ.FT:	9,100
LOCATION:	JACKSONVILLE, FL	MO	8
PROJ NUM:	07XXX-223	WK	35

NEW FIRE STATION BUILDING

SPEC. NO.	DESCRIPTION	UNIT	QUANTITY	UNIT COST	BUDGET	COST/ SQ.FT.
01	GENERAL CONDITIONS				$ 598,391	$ 65.76
02	DEMOLITION				$ -	$ -
03	STRUCTURAL EXCAVATION AND FOUNDATIONS				$ 243,494	$ 26.76
04	SUPERSTRUCTURE				$ 61,251	$ 6.73
05	ENCLOSURE				$ 520,924	$ 57.24
06	ROOFING AND SHEET METAL				$ 136,190	$ 14.97
07	ROUGH CARPENTRY				$ 275,621	$ 30.29
08	FINISH CARPENTRY				$ 98,710	$ 10.85
09	THERMAL AND MOISTURE PROTECTION				$ 16,085	$ 1.77
10	DOORS FRAMES AND HARDWARE				$ 166,773	$ 18.33
11	PARTITIONS				$ 170,668	$ 18.75
12	FINISHES				$ 200,278	$ 22.01
13	SPECIALTIES				$ 102,875	$ 11.30
14	EQUIPMENT AND FURNISHINGS				$ 88,738	$ 9.75
15	SPECIAL CONSTRUCTION				$ 105,486	$ 11.59
16	VERTICAL TRANSPORTATION				$ -	$ -
17	FIRE PROTECTION				$ 100,423	$ 11.04
18	PLUMBING				$ 202,260	$ 22.23
19	HVAC				$ 485,012	$ 53.30
20	ELECTRICAL				$ 862,947	$ 94.83
21	SECURITY AND LIFE SAFETY				$ 111,163	$ 12.22
	JEA UTILITY FEES (ALLOWANCE)				$ 75,000	$ 8.24
	BUILDING PERMIT AND FEES (ALLOWANCE)				$ 10,000	$ 1.10
				SUBTOTAL	$ 4,632,288	$ 509.04
	CONTINGENCY ON CONSTRUCTION COST	7.2%			$ 331,209	$ 36.40
	OWNER CONTINGENCY	1.5%			$ 69,484	
	TARIFF CONTINGENCY	2.25%			$ 104,226	$ 11.45
				SUBTOTAL	$ 5,137,207	$ 564.53
	P&P BOND	0.69%			$ 39,574	$ 4.35
	BUILDERS RISK	0.53%			$ 30,210	$ 3.32
	GENERAL LIABILITY	1.65%			$ 94,051	$ 10.34
				SUBTOTAL	$ 5,301,042	$ 582.53
	PRECONSTRUCTION FEE	0.00%			$ -	$ -
	CONSTRUCTION FEE	7.00%			$ 399,003	$ 43.85
	TOTAL BUILDING CONSTRUCTION BUDGET:				**$ 5,700,045**	$ 626.38

© The Stellar Group

stellar
TAKING SOLUTIONS FURTHER

DATE: JUNE 26, 2025
PROJECT: COJ FIRE STATION NO. 66
PROJ NUM: 07XXX-223

SPEC. NO.	DESCRIPTION	UNIT	QUANTITY	UNIT COST	BUDGET	COST/ SQ.FT.
	BUILDING					
1	**INDIRECT JOB COSTS**					
01 00 01	GENERAL CONDITIONS				$ 598,391	$ 65.76
	TOTAL INDIRECT JOB COSTS				**$ 598,391**	**$ 65.76**
2	**DEMOLITION**					
	NOT USED					
	TOTAL DEMOLITION				**$ -**	**$ -**
3	**STRUCTURAL EXCAVATION AND FOUNDATIONS**					
31 20 10	STRUCTURAL EXCAVATION		0	$ 0.00	INCLUDED	$ -
03 31 00	FOUNDATION DEWATERING	SF	9,100	$ 0.52	$ 4,732	$ 0.52
03 31 00	FINE GRADING		0	$ 0.16	INCLUDED	$ -
03 31 00	F5.0 - COLUMN/PAD FOOTINGS - 5'-0"x5'-0"x1'-0"	CY	4	$ 0.00	INCLUDED	$ -
03 31 00	F6X4 - COLUMN/PAD FOOTINGS - 6'-0"x4'-0"x1'-6"	CY	12	$ 0.00	INCLUDED	$ -
03 31 00	WF2.0 - CONTINUOUS WALL FTGS - 2'-0"x1'-0"	CY	23	$ 0.00	INCLUDED	$ -
03 31 00	WF3.0 - CONTINUOUS WALL FTGS - 3'-0"x1'-0"	CY	23	$ 0.00	INCLUDED	$ -
03 31 00	SLAB ON GRADE (4")	SF	5,785	$ 0.00	INCLUDED	$ -
03 31 00	SLAB ON GRADE (10")	SF	3,905	$ 0.00	INCLUDED	$ -
03 31 00	THICKENED SLAB EDGE	CY	4	$ 0.00	INCLUDED	$ -
03 31 00	BUILDING FOUNDATIONS AND SLABS ON GRADE	LS	1	$ 219,015	$ 219,015	$ 24.07
03 31 00	TERMITE TREATMENT UNDER BUILDING SLAB	SF	9,100	$ 0.19	$ 1,747	$ 0.19
01 10 02	MATERIAL TESTING	LS	1	$ 18,000	$ 18,000	$ 1.98
	TOTAL STRUCTURAL EXCAVATION AND FOUNDATIONS				**$ 243,494**	**$ 26.76**
4	**SUPERSTRUCTURE**					
04 20 00	TIE BEAMS AT OVERHEAD DOORS		0	$ 0.00	NOT REQ'D	$ -
05 50 00	8" STEEL PROTECTION BOLLARDS - INTERIOR	EA	12	$ 0.00	INCLUDED	$ -
05 50 00	REFLECTIVE BOLLARD SLEEVE - INTERIOR	EA	12	$ 173.14	$ 2,078	$ 0.23
05 50 00	MISCELLANEOUS STEEL/SADDLES AND EMBEDS	LS	1	$ 42,793	$ 42,793	$ 4.70
01 10 02	BUILDING SURVEYING AND LAYOUT	SF	9,100	$ 1.80	$ 16,380	$ 1.80
	TOTAL SUPERSTRUCTURE				**$ 61,251**	**$ 6.73**

© The Stellar Group

stellar
TAKING SOLUTIONS FURTHER

DATE: JUNE 26, 2025
PROJECT: COJ FIRE STATION NO. 66
PROJ NUM: 07XXX-223

SPEC. NO.	DESCRIPTION	UNIT	QUANTITY	UNIT COST	BUDGET	COST/ SQ.FT.
5	**ENCLOSURE**					
04 20 00	SPLIT FACE CMU 8" - BLDG SCREEN WALL	SF	398	$ 0.00	INCLUDED	$ -
04 20 00	SPLIT FACED CMU 8" - LOAD BEARING	SF	4,550	$ 0.00	INCLUDED	$ -
04 20 00	SPLIT FACED CMU 12" - LOAD BEARING	SF	941	$ 0.00	INCLUDED	$ -
04 20 00	MASONRY PILASTERS		0	$ 0.00	INCLUDED	$ -
04 20 00	MASONRY COLUMNS - COVERED PATIOS	EA	4	$ 0.00	INCLUDED	$ -
04 20 00	MASONRY	LS	1	$ 452,000	$ 452,000	$ 49.67
04 20 00	SET AND GROUT HM FRAMES IN CMU WALLS	EA	10	$ 480.00	INCLUDED	$ -
08 40 00	EXTERIOR STOREFRONT	SF	81	$ 0.00	INCLUDED	$ -
08 40 00	PUNCH WINDOWS (TYPE A, B, C & E)	SF	187	$ 0.00	INCLUDED	$ -
08 40 00	ALUMINUM ENTRANCE DOORS & HARDWARE (8'H)	EA	1	$ 0.00	INCLUDED	$ -
01 10 02	FINAL GLASS CLEANING	SF	343	$ 0.95	$ 324	$ 0.04
08 40 00	GLASS AND GLAZING	LS	1	$ 68,600	$ 68,600	$ 7.54
	TOTAL ENCLOSURE				**$ 520,924**	**$ 57.24**
6	**ROOFING AND SHEET METAL**					
07 30 00	ARCHITECTURAL SHINGLES W/ICE AND WATER SHIELD	SF	11,274	$ 8.43	$ 95,000	$ 10.44
07 21 29	SPRAY FOAM INSULATION - R-38 W/FIRE BARRIER COAT	SF	9,237	$ 4.46	$ 41,190	$ 4.53
07 21 29	SPRAY FOAM INSULATION - UNGROUTED CMU CELLS				INCLUDED	$ -
07 60 00	PREFINISHED BREAK METAL AT PERIM ROOF FASCIA	LF	468	$ 0.00	INCLUDED	$ -
07 60 00	PREFINISHED BREAK METAL AT PATIO AND ENTRY	LF	35	$ 0.00	INCLUDED	$ -
07 60 00	GUTTERS & DOWNSPOUTS	LF	823	$ 0.00	INCLUDED	$ -
	TOTAL ROOFING AND SHEET METAL				**$ 136,190**	**$ 14.97**
7	**ROUGH CARPENTRY**					
06 10 00	WOOD PREFAB ROOF TRUSS FRAMING AND SHEATHIN(	SF	11,013	$ 22.35	$ 246,095	$ 27.04
06 10 00	SOFFIT FRAMING	SF	1,133	$ 0.00	INCLUDED	$ -
06 10 10	FASCIA FRAMING	LF	823	$ 0.00	INCLUDED	$ -
06 10 10	VINYL PANEL SOFFIT - NON-PERFORATED	SF	805	$ 0.00	INCLUDED	$ -
06 10 10	METAL SOFFITS - ALUMINUM	SF	328	$ 0.00	INCLUDED	$ -
06 10 00	HOISTING FOR TRUSSES (80T RT)	LS	1	$ 0.00	INCLUDED	$ -
06 10 10	PLYWOOD BACKING AT ELEC & COMM RMS			$ 0.00	INCLUDED	$ -
06 10 10	BLOCKING AT DOORS			$ 0.00	INCLUDED	$ -
06 10 10	BLOCKING AT WINDOWS			$ 0.00	INCLUDED	$ -
06 10 10	BLOCKING AT CASEWORK			$ 0.00	INCLUDED	$ -
06 10 10	BLOCKING AT GARAGE OH DOOR TRACK	LF	150	$ 0.00	INCLUDED	$ -
06 10 10	ROUGH CARPENTRY	SF	9,100	$ 3.24	$ 29,526	$ 3.24
	TOTAL ROUGH CARPENTRY				**$ 275,621**	**$ 30.29**
8	**FINISH CARPENTRY**					

stellar
TAKING SOLUTIONS FURTHER

DATE: JUNE 26, 2025
PROJECT: COJ FIRE STATION NO. 66
PROJ NUM: 07XXX-223

SPEC. NO.	DESCRIPTION	UNIT	QUANTITY	UNIT COST	BUDGET	COST/ SQ.FT.
06 20 00	SS W/INT. SINKS - MEN'S/WOMEN'S/CHIEF BATHROOMS	LF	20	$ 0.00	INCLUDED	$ -
06 20 00	MARBLE WINDOW SILLS	LF	35	$ 27.60	INCLUDED	$ -
06 20 00	P-LAM SHELVING - EMS STORAGE 127	LF	18	$ 0.00	INCLUDED	$ -
06 20 00	P-LAM SHELVING - STORAGE 107	LF	24	$ 0.00	INCLUDED	$ -
06 20 00	SHOWER BENCH - MEN'S TOILET 120			$ 0.00	BY OWNER	$ -
06 20 00	SHOWER BENCH - WOMEN'S TOILET 116			$ 0.00	BY OWNER	$ -
06 20 00	PLASTIC LAMINATE BASE CABINETS - CHIEF ROOM 123	LF	3	$ 0.00	INCLUDED	$ -
06 20 00	PLASTIC LAMINATE DRAWER CABINETS - DISPATCH 102	LF	13	$ 0.00	INCLUDED	$ -
06 20 00	PLASTIC LAMINATE BASE CABINETS - DISPATCH 102	LF	6	$ 0.00	INCLUDED	$ -
06 20 00	PLASTIC LAMINATE BASE CABINETS - PRIVATE 117	LF	3	$ 0.00	INCLUDED	$ -
06 20 00	STAINLESS STEEL BASE CABINETS - KITCHEN				w/EQUIP & FURN	
06 20 00	PLASTIC LAMINATE COUNTERTOPS 24" - CHIEF RM 123	LF	7	$ 0.00	INCLUDED	$ -
06 20 00	PLASTIC LAMINATE COUNTERTOPS 24" - DISPATCH 102	LF	28	$ 0.00	INCLUDED	$ -
06 20 00	PLASTIC LAMINATE COUNTERTOPS 24" - PRIVATE 117	LF	6	$ 0.00	INCLUDED	$ -
06 20 00	LOW WALL CAP - BUNK ROOM	LF	115	$ 0.00	INCLUDED	$ -
06 20 00	PLASTIC LAMINATE HELMET STORAGE - BUNKER	LF	110	$ 0.00	INCLUDED	$ -
06 20 00	PLASTIC LAMINATE BOOTH STORAGE - BUNKER	LF	110	$ 0.00	INCLUDED	$ -
06 20 00	PLASTIC LAMINATE UPPER CABINETS - KITCHEN	LF	26	$ 0.00	INCLUDED	$ -
06 20 00	PLASTIC LAMINATE UPPER CABINETS - LAUNDRY 119	LF	6	$ 0.00	INCLUDED	$ -
06 20 00	PLASTIC LAMINATE UPPER CABS - ICE MKR/CORR 106	LF	5	$ 0.00	INCLUDED	$ -
06 20 00	PLASTIC LAMINATE LINEN CABINETS - MEN'S RR	LF	3	$ 0.00	INCLUDED	$ -
06 20 00	PLASTIC LAMINATE LINEN CABINETS - WOMEN'S RR	LF	2	$ 0.00	INCLUDED	$ -
06 20 00	PLASTIC LAMINATE LINEN CABINETS - TOILET RM 104	LF	3	$ 0.00	INCLUDED	$ -
06 20 00	FINISH CARPENTRY	LS	1	$ 98,710	$ 98,710	$ 10.85
	TOTAL FINISH CARPENTRY				**$ 98,710**	**$ 10.85**
9	**THERMAL AND MOISTURE PROTECTION**					
07 92 00	BUILDING, DOOR & WINDOW CAULKING	SF	1,689	$ 2.32	$ 3,918	$ 0.43
07 92 00	CAULK CMU CONTROL JOINTS	LF	720	$ 10.40	$ 7,484	$ 0.82
07 92 00	INTERIOR COSMETIC CAULKING	SF	9,100	$ 0.51	$ 4,682	$ 0.51
	TOTAL THERMAL AND MOISTURE PROTECTION				**$ 16,085**	**$ 1.77**
10	**DOORS FRAMES AND HARDWARE**					
08 20 00	HOLLOW METAL FRAMES, WELDED	EA	31	$ 0.00	INCLUDED	$ -
08 20 20	HOLLOW METAL DOORS	EA	13	$ 0.00	INCLUDED	$ -
08 20 20	HOLLOW METAL DOOR/FRAME/HARDWARE (ADDITIONA	EA	1	$ 3,000	INCLUDED	$ -
08 20 30	WOOD DOOR	EA	18	$ 0.00	INCLUDED	$ -
08 70 00	FINISH HARDWARE	EA	31	$ 0.00	INCLUDED	$ -
08 10 10	UNLOAD & DISTRIBUTE DR, FRAME, HDWE	EA	62	$ 34.65	$ 2,148	$ 0.24
08 10 10	SECURE HARDWARE STORAGE	EA	1	$ 850.00	$ 850	$ 0.09
08 10 10	TEMPORARY DOORS AND LOCKS	LS	1	$ 2,000	$ 2,000	$ 0.22
08 20 30	DOORS FRAMES AND HARDWARE - FURNISH	LS	1	$ 87,779	$ 87,779	$ 9.65
08 10 10	DOORS, FRAMES, HARDWARE - INSTALL				INCLUDED	$ -

stellar
TAKING SOLUTIONS FURTHER

DATE: JUNE 26, 2025
PROJECT: COJ FIRE STATION NO. 66
PROJ NUM: 07XXX-223

SPEC. NO.	DESCRIPTION	UNIT	QUANTITY	UNIT COST	BUDGET	COST/ SQ.FT.
08 30 00	NON-INSULATED OVERHEAD DOORS	LS	1	$ 73,996	$ 73,996	$ 8.13
08 30 00	NON-INSULATED SECTIONAL OH DOOR (14'x14')	EA	6	$ 8,166	INCLUDED	$ -
08 30 00	S1 - LED OVERHEAD DOOR SAFETY LIGHTS (2 PER DR)	EA	12	$ 1,092	INCLUDED	$ -
08 30 00	COILING OVERHEAD DOOR (6'-8"x7-4") - AT EXTRACTOR	EA	1	$ 6,118	INCLUDED	$ -
08 40 10	GLAZE SIDELITES & BORROW LITES	SF	6	$ 0.00	INCLUDED	$ -
08 40 10	INT STOREFRONT DOORS (8'H)	EA	1	$ 0.00	INCLUDED	$ -
	TOTAL DOORS FRAMES AND HARDWARE				**$ 166,773**	**$ 18.33**
11	**PARTITIONS**					
01 74 00	DUMPSTERS (PER LOAD)	LDS	41	$ 425.00	$ 17,595	$ 1.93
08 40 10	INTERIOR STOREFRONT - 1/4" SINGLE GLAZING	SF	75	$ 0.00	INCLUDED	$ -
09 20 00	TYPE 4B PARTITION - 3-5/8___	LF	6	$ 0.00	INCLUDED	$ -
09 20 00	TYPE 6 PARTITION - 3-5/8, LOW WALL	LF	116	$ 0.00	INCLUDED	$ -
09 20 00	TYPE 7 PARTITION - 3-5/8, 25GA, BATT INSUL	LF	298	$ 0.00	INCLUDED	$ -
09 20 00	TYPE 7B PARTITION - 3-5/8, 25GA, NO INSUL	LF	92	$ 0.00	INCLUDED	$ -
09 20 00	TYPE 7S PARTITION - 3-5/8, 25GA, SMOKE	LF	111	$ 0.00	INCLUDED	$ -
09 20 00	TYPE 8 PARTITION - 3-5/8, KNEE WALL	LF	3	$ 0.00	INCLUDED	$ -
09 20 00	TYPE 9 PARTITION - 6", 25GA BATT INSUL	LF	58	$ 0.00	INCLUDED	$ -
09 20 00	TYPE 10 PARTITION - 6" 1-SIDE WALL - PLUMBING	LF	21	$ 0.00	INCLUDED	$ -
09 20 00	GWB FURRED ON CMU- 2-1/2"	LF	386	$ 0.00	INCLUDED	$ -
09 20 00	INTERIOR DRYWALL PARTITIONS	LS	1	$ 147,158	$ 147,158	$ 16.17
09 20 00	LEVEL 5 FINISH PREMIUM	LS	1	$ 5,000	INCLUDED	$ -
01 10 02	INTERIOR LAYOUT	SF	9,100	$ 0.65	$ 5,915	$ 0.65
						$ -
	TOTAL PARTITIONS				**$ 170,668**	**$ 18.75**
12	**FINISHES**					
09 30 00	CERAMIC TILE FLOOR	SF	159	$ 0.00	INCLUDED	$ -
09 30 00	WATERPROOF AT TILE FLOORS/WALLS	SF	3,669	$ 0.00	INCLUDED	$ -
09 30 00	TILE BASE	LF	245	$ 0.00	INCLUDED	$ -
09 30 00	CERAMIC TILE WALLS	SF	1,595	$ 0.00	INCLUDED	$ -
09 30 00	CERAMIC TILE BACKSPLASH - KITCHEN	SF	74	$ 0.00	INCLUDED	$ -
09 30 00	CERAMIC TILE - FLOOR AND WALLS	SF	1,754	$ 0.00	INCLUDED	$ -
09 90 00	CLEAR FLOOR SEALER ONLY	SF	4,631	$ 0.00	INCLUDED	$ -
03 35 00	POLISH, STAIN AND SEAL CONCRETE	SF	4,003	$ 8.46	$ 33,860	$ 3.72
07 92 00	CAULK CONTROL JOINTS - EXPOSED CONCRETE FLRS	LF	1,345	$ 5.95	$ 8,003	$ 0.88
09 60 00	SHEET RUBBER FLOORING	SF	214	$ 0.00	INCLUDED	$ -
09 60 00	FLOOR PROTECTION (SIKA PROGUARD DURACOVER)	SF	9,100	$ 2.07	$ 18,830	$ 2.07
09 60 00	REMOVAL/DISPOSAL OF FLOOR PROTECTION	SF	9,100	$ 0.06	$ 573	$ 0.06
09 60 00	RESILIENT BASE, 4"	SF	1,472	$ 2.22	INCLUDED	$ -
09 60 00	RESILIENT FLOORING AND CERAMIC TILE	LS	1	$ 42,389	$ 42,389	$ 4.66
09 20 00	DRYWALL CEILINGS	SF	631	$ 0.00	INCLUDED	$ -
09 50 00	ACT-1 2X2 ACOUSTIC CEILINGS (WASHABLE)	SF	4,337	$ 0.00	INCLUDED	$ -
09 50 00	ACT-2 2X2 ACOUSTIC CEILINGS	SF	3,751	$ 0.00	INCLUDED	$ -

stellar
TAKING SOLUTIONS FURTHER

DATE: JUNE 26, 2025
PROJECT: COJ FIRE STATION NO. 66
PROJ NUM: 07XXX-223

SPEC. NO.	DESCRIPTION	UNIT	QUANTITY	UNIT COST	BUDGET	COST/ SQ.FT.
09 50 00	ACOUSTIC CEILINGS	LS	1	$ 55,055	$ 55,055	$ 6.05
09 90 00	FINISH HM DOORS AND HM FRAMES	EA	44	$ 0.00	INCLUDED	$ -
09 90 00	PAINT CMU OR CONCRETE WALLS (INCL BLK FILLER)	SF	4,752	$ 0.00	INCLUDED	$ -
09 90 00	WATER REPELLANT/SEAL - EXTERIOR MASONRY	SF	5,889	$ 0.00	INCLUDED	$ -
09 90 00	PAINT DRYWALL WALLS	SF	15,773	$ 0.00	INCLUDED	$ -
09 90 00	PAINT BOLLARDS		0	$ 0.00	NOT REQ'D	$ -
09 90 00	PAINTING	SF	9,100	$ 3.22	$ 29,283	$ 3.22
09 90 00	PUNCHLIST	SF	9,100	$ 0.30	$ 2,730	$ 0.30
01 10 02	FINAL CLEANUP	SF	9,100	$ 1.05	$ 9,555	$ 1.05
	TOTAL FINISHES				**$ 200,278**	**$ 22.01**
13	**SPECIALTIES**					
10 28 00	JANITOR MOP/BROOM HOLDER	EA	1	$ 250.00	INCLUDED	$ -
10 10 00	BACK PAINTED GLASS MARKERBOARDS		0	$ 0.00	BY OWNER	$ -
10 14 00	SIGNAGE PLAQUES AND LETTERING	LS	1	$ 15,379	$ 15,379	$ 1.69
10 14 00	ALUMINUM BUILDING LETTERING (8"H)		0	$ 0.00	INCLUDED	$ -
10 14 00	ALUMINUM BACKER BOARD (AT BUILDING SIGN)		0	$ 0.00	INCLUDED	$ -
10 14 00	FIRE RESCUE PLAQUE/EMBLEM (31.5" x 31.5")		0	$ 0.00	INCLUDED	$ -
10 14 00	POWDER COATED ALUMINUM BACK BOARD	LS	1	$ 5,160	$ 5,160	$ 0.57
10 14 00	INTERIOR SIGNS	EA	22	$ 0.00	INCLUDED	$ -
10 26 00	FRP WALL PROTECTION (JANITOR 118/LAUNDRY 119)	SF	242	$ 3.20	$ 775	$ 0.09
10 40 00	FEC - FIRE EXTINGUISHERS AND CABINETS (RECESSED	EA	4	$ 0.00	INCLUDED	$ -
10 40 00	FKC - KITCHEN FIRE EX. AND CABINET (RECESSED)	EA	1	$ 0.00	INCLUDED	$ -
10 40 00	FH - FIRE EXTINGUISHERS ON BRACKETS	EA	2	$ 0.00	INCLUDED	$ -
10 40 00	FIRE EXTINGUISHERS	LS	1	$ 7,153	$ 7,153	$ 0.79
10 51 00	WOOD LOCKERS 24" x 24" x 84" - LOCKER ROOM 121	EA	31	$ 0.00	INCLUDED	$ -
10 51 00	WOOD LOCKERS 24" x 24" x 84" - CHIEF ROOM 123	EA	6	$ 0.00	INCLUDED	$ -
10 51 00	WOOD LOCKERS 24" x 24" x 84" - CORR/PANTRY 114	EA	3	$ 0.00	INCLUDED	$ -
10 51 00	WOOD LOCKERS	LS	1	$ 50,653	$ 50,653	$ 5.57
10 21 00	TOILET PARTITIONS	EA	5	$ 0.00	INCLUDED	$ -
10 21 00	URINAL SCREEN	EA	1	$ 0.00	INCLUDED	$ -
10 21 00	SHOWER PARTITIONS	EA	2	$ 0.00	INCLUDED	$ -
10 21 00	SHOWER ROD AND CURTAIN	EA	4	$ 0.00	INCLUDED	$ -
10 28 00	TOILET ACCESSORIES MEN'S BATHROOM	EA	1	$ 0.00	INCLUDED	$ -
10 28 00	TOILET ACCESSORIES WOMEN'S BATHROOM	EA	1	$ 0.00	INCLUDED	$ -
10 28 00	TOILET ACCESSORIES SMALL TOILETS	EA	2	$ 0.00	INCLUDED	$ -
10 28 00	TOILET PARTITIONS AND ACCESSORIES	LS	1	$ 23,755	$ 23,755	$ 2.61
	TOTAL SPECIALTIES				**$ 102,875**	**$ 11.30**
14	**EQUIPMENT AND FURNISHINGS**					
11 21 73	WASHER EXTRACTOR (135LB CAPACITY)			$ 0.00	By Owner	$ -
11 40 00	WASHER - INSTALL ONLY	EA	1	$ 260.50	$ 261	$ 0.03
11 40 00	DRYER - INSTALL ONLY	EA	1	$ 245.00	$ 245	$ 0.03

stellar
TAKING SOLUTIONS FURTHER

DATE: JUNE 26, 2025
PROJECT: COJ FIRE STATION NO. 66
PROJ NUM: 07XXX-223

SPEC. NO.	DESCRIPTION	UNIT	QUANTITY	UNIT COST	BUDGET	COST/ SQ.FT.
11 40 00	ICEMAKER - INSTALL ONLY	EA	1	$ 442.00	$ 442	$ 0.05
11 40 00	ELECTRIC RANGE - INSTALL ONLY	EA	2	$ 320.00	$ 640	$ 0.07
11 40 00	REFRIGERATOR/FREEZER - INSTALL ONLY	EA	2	$ 442.00	$ 884	$ 0.10
11 40 00	TELEVISION - INSTALL ONLY	EA	1	$ 279.00	$ 279	$ 0.03
11 40 00	60" RANGE HOOD - FURNISH AND INSTALL (NO FP)	EA	1	$ 8,000	INCLUDED	$ -
12 20 00	MINI BLINDS INCL. BLACKOUT ROLLER SHADES	LS	1	$ 2,836	$ 2,836	$ 0.31
12 35 31	STAINLESS STEEL OPEN BASE CABINETS - KITCHEN	LF	9	$ 0.00	INCLUDED	$ -
12 35 31	STAINLESS STEEL BASE CABINETS - KITCHEN	LF	14	$ 0.00	INCLUDED	$ -
12 35 31	STAINLESS STEEL SINK BASE CABINETS - KITCHEN	LF	4	$ 0.00	INCLUDED	$ -
12 35 31	STAINLESS STEEL ISLAND W/ SS COUNTERTOP	LF	4	$ 0.00	INCLUDED	$ -
12 35 31	STAINLESS STEEL COUNTERTOPS 24" - KITCHEN	LF	31	$ 0.00	INCLUDED	$ -
12 35 31	STAINLESS STEEL COUNTERTOP - ICE MKR/CORR 114	LF	5	$ 0.00	INCLUDED	$ -
12 35 31	STAINLESS STEEL COUNTERTOPS 24" - CORR. 106	LF	5	$ 0.00	INCLUDED	$ -
12 35 31	STAINLESS STEEL WALL END CAPS	EA	3	$ 0.00	INCLUDED	$ -
12 35 31	STAINLESS STEEL PACKAGE - BASE CABS, CTOPS	LS	1	$ 83,151	$ 83,151	$ 9.14
	TOTAL EQUIPMENT AND FURNISHINGS				**$ 88,738**	**$ 9.75**
15	**SPECIAL CONSTRUCTION**					
13 34 00	RELOCATE METAL BUILDING (40'x40') FS76 TO FS66	LS	1	$ 65,486	$ 65,486	$ 7.20
13 34 00	RELOCATE MOBILE HOME (28'X56') FS76 TO FS66	LS	1	$ 40,000	$ 40,000	$ 4.40
	TOTAL SPECIAL CONSTRUCTION				**$ 105,486**	**$ 11.59**
16	**VERTICAL TRANSPORTATION**					
	NOT USED					
	TOTAL VERTICAL TRANSPORTATION				**$ -**	**$ -**
17	**FIRE SPRINKLER**					
21 00 00	FIRE SPRINKLER SYSTEM	SF	9,100	$ 11.04	$ 100,423	$ 11.04
	TOTAL FIRE SPRINKLER				**$ 100,423**	**$ 11.04**

© The Stellar Group

stellar
TAKING SOLUTIONS FURTHER

DATE: JUNE 26, 2025
PROJECT: COJ FIRE STATION NO. 66
PROJ NUM: 07XXX-223

SPEC. NO.	DESCRIPTION	UNIT	QUANTITY	UNIT COST	BUDGET	COST/ SQ.FT.
18	**PLUMBING**					
22 00 00	PLUMBING	SF	9,100	$ 22.20	$ 202,000	$ 22.20
22 00 00	UNDERSLAB PLUMBING				INCLUDED	$ -
22 00 00	PLUMBING FIXTURES				INCLUDED	$ -
22 00 00	ELECTRIC WATER COOLER				INCLUDED	$ -
22 00 00	PLUMBING INSULATION				INCLUDED	$ -
22 00 00	FIRE STOPPING AND SAFING				INCLUDED	$ -
22 00 00	OIL INTERCEPTOR				INCLUDED	$ -
22 00 00	LINT TRAP (LAUNDRY)				INCLUDED	$ -
22 00 00	GREASE TRAP (KITCHEN)				INCLUDED	$ -
22 00 00	FLOOR DRAIN AT EXTRACTOR				INCLUDED	$ -
22 00 00	2" PIPE SLEEVE FOR FUTURE GAS LINE	LF	25	$ 10.42	$ 260	$ 0.03
	TOTAL PLUMBING				**$ 202,260**	**$ 22.23**
19	**HVAC**					
23 00 00	HVAC SYSTEM	SF	9,100	$ 45.97	$ 418,292	$ 45.97
23 00 00	SHEET METAL DUCTWORK				INCLUDED	$ -
23 00 00	GRILLES, REGISTERS, DIFFUSERS				INCLUDED	$ -
23 00 00	FIRE/SMOKE DAMPERS				INCLUDED	$ -
23 00 00	TEMPERATURE CONTROLS				INCLUDED	$ -
23 00 00	TEST AND BALANCE				INCLUDED	$ -
23 00 00	KITCHEN HOOD (INCL VENT DUCTS)		0	$ 0.00	SEE EQUIPMENT	$ -
23 00 00	MAGNEGRIP EXHAUST CAPTURE SYSTEM (HIGH BAY)	LS	1	$ 66,720	$ 66,720	$ 7.33
	TOTAL HVAC				**$ 485,012**	**$ 53.30**
20	**ELECTRICAL**					
26 00 00	ELECTRICAL SYSTEMS	SF	9,100	$ 87.96	$ 800,447	$ 87.96
26 00 00	TRADEWINDS EMERGENCY GENERATOR			$ 0.00	INCLUDED	$ -
26 00 00	GENERATOR LOAD BANK				INCLUDED	$ -
26 00 00	FUEL LEAK DETECTION				INCLUDED	$ -
26 00 00	FUEL FOR GENERATOR (TESTING)				INCLUDED	$ -
26 00 00	FUEL FOR GENERATOR (AFTER TESTING)	LS	1	$ 2,500	$ 2,500	$ 0.27
26 00 00	ELECTRICAL DISTRIBUTION				INCLUDED	$ -
26 00 00	MECHANICAL CONNECTIONS				INCLUDED	$ -
26 00 00	LIGHTING				INCLUDED	$ -
26 00 00	LIGHTING CONTROLS				INCLUDED	$ -
26 00 00	CONVENIENCE/RECEPTACLE POWER				INCLUDED	$ -
26 00 00	LIGHTNING PROTECTION (UL MASTER LABEL PER NFPA 780)				INCLUDED	$ -

© The Stellar Group

stellar
TAKING SOLUTIONS FURTHER

DATE: JUNE 26, 2025
PROJECT: COJ FIRE STATION NO. 66
PROJ NUM: 07XXX-223

SPEC. NO.	DESCRIPTION	UNIT	QUANTITY	UNIT COST	BUDGET	COST/ SQ.FT.
26 00 00	MISC. LIGHTING & POWER - RELO. MTL. BLDG.	LS	1	$ 10,000	$ 10,000	$ 1.10
26 00 00	NEW ELECTRICAL SERVICE TO RELO. MTL. BLDG.	LS	1	$ 50,000	$ 50,000	$ 5.49
	TOTAL ELECTRICAL				**$ 862,947**	**$ 94.83**
21	**LOW VOLTAGE - SECURITY AND LIFESAFETY**					
27 00 00	COMMUNICATIONS (CONDUIT ONLY)				INCLUDED	$ -
27 00 00	TELCOM EQUIPMENT RACK				INCLUDED	$ -
27 00 00	DISTRIBUTED ANTENNA SYSTEM (BDA)			$ 0.00	NOT INCLUDED	$ -
28 00 00	FIRE ALARM				INCLUDED	$ -
28 00 00	ELECTRONIC SAFETY & SECURITY (CONDUIT ONLY)				INCLUDED	$ -
28 00 00	COJ ACCESS CONTROL HEADEND EQUIP.	LS	1	$ 20,468	$ 20,468	$ 2.25
28 00 00	FIRE STATION ALERTING SYSTEM (FSAS)	LS	1	$ 90,695	$ 90,695	$ 9.97
	TOTAL LOW VOLTAGE - SECURITY AND LIFESAFETY				**$ 111,163**	**$ 12.22**

© The Stellar Group

Docusign Envelope ID: 02A75E60-AE0F-44F8-9C52-4DD06091AD47

stellar | TAKING SOLUTIONS FURTHER®

Assumptions and Clarifications

© Stellar 2014

Docusign Envelope ID: 02A75E60-AE0F-44F8-9C52-4DD06091AD47

stellar

City of Jacksonville
Fire Station 66
Assumptions and Clarifications
June 26, 2025

01 00 00 GENERAL REQUIREMENTS

1. This GMP is largely based on Fire Station 76 100% Architectural, Structural, and MEPF drawings, and Fire Station 66 preliminary Site drawings (Grading and Drainage plan received on 05/27/25, Site plan received on 05/09/25, and Utility plan received on 05/27/25). Mechanical split system schedule received on 05/02/25. Electrical L3A panel schedule and site lighting plan received on 05/02/25.
2. We exclude impact fees.
3. We include Payment & Performance Bond.
4. We include Builders Risk insurance, but all deductibles are to be paid by Owner.
5. We exclude LEED Certifications. We include FGBC certification.
6. We do accept payments with credit cards. If a credit card is used there will be a 3% fee added to the amount being paid. This additional 3% fee is over and above the contract value.
7. Three Hundred and Forty-One (341) calendar days of construction (231 working days with a 5-day work week excluding holidays) from receipt of Owner Signed Contract/NTP and issuance of Building Permit to Substantial Completion/TCO.
8. We include relocating the double-wide mobile home and pre-engineered metal building from Fire Station 76 to Fire Station 66.
9. Please be advised that The Stellar Group has received notices from many of its Subcontractors and suppliers indicating that certain materials and equipment may be subject to new tariffs, which could result in price increases. These tariffs and any resulting price changes are beyond our control. Accordingly, while we strive to honor our quoted pricing, any increases due to newly imposed tariffs may affect the final price, even within the validity period of this quote. Following acceptance of this Proposal, The Stellar Group will confirm whether pricing remains unchanged by tariff-related adjustments and any tariff-related increases will be grounds for an adjustment to the quoted price.

02 00 00 DEMOLITION

1. We've not included for demolition as no existing structures are shown on plans to be demolished. We do include clearing the site of trees and vegetation as well as clearing the existing fire pit and signage. We do NOT have any relocation of the fire pit and signage.

03 00 00 CONCRETE

1. We include foundations, slab on grade, sidewalks, concrete driveways and structural concrete.
2. Curb & gutters are included with sitework.
3. We include foundations for the retaining walls (44lft, 66lft, and 180lft).

Docusign Envelope ID: 02A75E60-AE0F-44F8-9C52-4DD06091AD47

stellar

04 00 00 Masonry

1. Split face CMU (A-1 Block) with dry-block admixture is included.
2. We include split face CMU with cap stone for use at all retaining walls (44lft, 66lft, and 180lft).
3. CMU to be the same block and color (block color: 126, mortar color: SM250 Antique White) as used at Fire Station 64 previously, per the DCP.

05 00 00 STEEL

1. Steel bollards and miscellaneous steel are included.
2. Gates at dumpster enclosure are included.

06 00 00 ROUGH CARPENTRY & FINISH CARPENTRY

1. We include wood roof trusses and plywood sheathing.
2. Wood blocking as required.
3. Plastic laminate cabinetry is included.
4. Bunker gear storage casework is included.

07 00 00 THERMAL AND MOISTURE PROTECTION

1. GAF Timberline HDZ roof shingles are included.
2. Sheet metal gutters and downspouts are included.
3. Spray foam insulation underside of roof deck and high walls.
4. Batt insulation included at walls as indicated.
5. Foam fill insulation at CMU where indicated.
6. Caulk at CMU control joints. Caulk building, doors and windows.

08 00 00 DOORS & WINDOWS

1. Aluminum storefronts and punched windows are included.
2. All glass and glazing are included.
3. Hollow metal frames & doors and wood doors are included.
4. All door hardware is included.
5. Six (6) 14’x14’ Non-Insulated sectional overhead doors are included with accessories.
6. We include 1 coiling door at the Storage Building. The door is manually operated.

09 00 00 FINISHES

1. All framing, insulation and drywall is included.
2. 2x2 acoustical grid ceiling is included.
3. Ceramic tile floors and walls are included as indicated on plans.
4. Polished concrete floors are included as indicated on plans. We’ve included floor protection during construction to protect polished concrete finished floors.
5. Sheet rubber flooring and 4” resilient base is included as indicated on plans.
6. Paint is included as indicated on plans.

Docusign Envelope ID: 02A75E60-AE0F-44F8-9C52-4DD06091AD47

7. Level 5 finish included.

10 00 00 SPECIALTIES

1. Wood lockers are included as indicated on plans.
2. Toilet partitions and specialties as indicated on plans.
3. Fire extinguishers and cabinets as indicated on plans.
4. Signage and building lettering are included.
5. One (1) 25' flagpole is included.
6. Bollard covers.

11 00 00 EQUIPMENT

1. Washer Extractor is by owner.
2. Washer & Dryer, icemaker, electric ranges, refrigerators/freezers and television will be provided by Owner and installed by Contractor.
3. Exercise equipment, if any, is furnished and installed by Owner.

12 00 00 FURNISHINGS

1. We exclude all furniture and office equipment. To be furnished and installed by Owner.

13 00 00 SPECIAL CONSTRUCTION

1. N/A

14 00 00 CONVEYING EQUIPMENT

1. N/A

21 00 00 FIRE PROTECTION

1. We include a fire sprinkler system. We exclude a fire pump; we assume the water pressure will be adequate.

22 00 00 PLUMBING

1. Plumbing included as indicated on plans.
2. All fixtures and water coolers are included.
3. Oil interceptor, grease trap and lint trap are included.

23 00 00 HVAC

1. HVAC system and controls are included.
2. All HVAC ductwork and accessories.
3. All air distribution devices.
4. All HVAC controls.
5. Split System HVAC equipment that utilizes the new 2025 refrigerant requirements (R-454B).
6. MagneGrip exhaust capture system is included at the high bay to capture vehicle exhaust.

Docusign Envelope ID: 02A75E60-AE0F-44F8-9C52-4DD06091AD47

stellar

26 00 00 ELECTRICAL

1. All electrical gear main panels were procured separately during design phase GMP and will be furnished to successful bidding electrical contractor for installation.
2. Light fixtures are included.
3. All devices, receptacles, conduits, boxes, wiring and accessories.
4. Fire alarm system is included.
5. A Tradewinds 100kW Emergency Generator is included.
6. We have not included for a Bi-Directional Antenna System (BDA) or testing.
7. Site electrical & lighting are included.
8. Site light poles & fixtures are included.
9. Voice/Data conduits, cabling, connections are included. CAT6A is included.
10. Communications is included.
11. Electronic Safety & Security is included.
12. Traffic control from the fire station to the traffic control box at Wompi Dr and Merrill Rd.
13. We have included for Access Control head-end equipment.
14. We include the electrical required for the new split system HVAC units.

31 00 00 EARTHWORK

1. Surveying and layout are included.
2. Traffic control is included.
3. Erosion control is included.
4. Site demolition and clearing & grubbing is included.
5. Import fill, mass grade and balance site are included.
6. We exclude any removal/replacement of unsuitable soils as we have not received the geotechnical report for COJ.
7. Building pad is included.
8. Stabilization, Crush-Crete, base rock and grading required for paving.
9. All asphalt paving is included.
10. Curb & gutters.
11. All site concrete paving and sidewalks are by Division 3 Concrete subcontractor.
12. All pavement markings and striping are included.
13. We include an allowance for temporary pumping of the sewage while diverting existing line.

32 00 00 EXTERIOR IMPROVEMENTS

1. We include an allowance for landscape & irrigation.
2. Trash enclosure and gates are included.
3. Chain link fence & gates are included. Motorized gate with V-Track is included at driveway.
4. Chain link fence to include EZ Twist tie wires in lieu of standard hook ties.
5. We include an allowance for guard rails at the retaining walls; these are <u>NOT</u> traffic rated.

33 00 00 UTILITIES

1. Drawings received are preliminary and this pricing is an estimate and will be reevaluated at the completion of the Civil set.

Docusign Envelope ID: 02A75E60-AE0F-44F8-9C52-4DD06091AD47

2. All site utilities and piping are included.
3. Stormwater structures and piping are included.
4. Sanitary sewer manholes, piping and lift station are included.
5. Domestic water piping, meter box and backflow preventer are included.
6. Fire water piping and hydrant are included.
7. Site dewatering allowance.

ALLOWANCES

We've included the below listed Allowances.

1.	JEA Utility Fees	$ 75,000
2.	Building Permit Fees	$ 10,000
3.	Tree Mitigation Allowance	$ 15,000
4.	Site dewatering	$ 32,100
5.	Temporary sewer diversion	$ 20,000
6.	Retaining wall guard rail	$ 65,250

CONTINGENCIES

We've included the below listed Contingencies.

1.	Stellar Contingency 10%	$716,408
2.	Material Escalation and Tariff Contingency 3%	$214,922

Docusign Envelope ID: 02A75E60-AE0F-44F8-9C52-4DD06091AD47

stellar | TAKING SOLUTIONS FURTHER®

Project Documents and Drawings

© Stellar 2014

Docusign Envelope ID: 02A75E60-AE0F-44F8-9C52-4DD06091AD47

stellar | TAKING SOLUTIONS FURTHER®

Reference:
Fire Station 76 100%
Architectural, Structural,
and MEPF drawings

© Stellar 2014

Docusign Envelope ID: 02A75E60-AE0F-44F8-9C52-4DD06091AD47

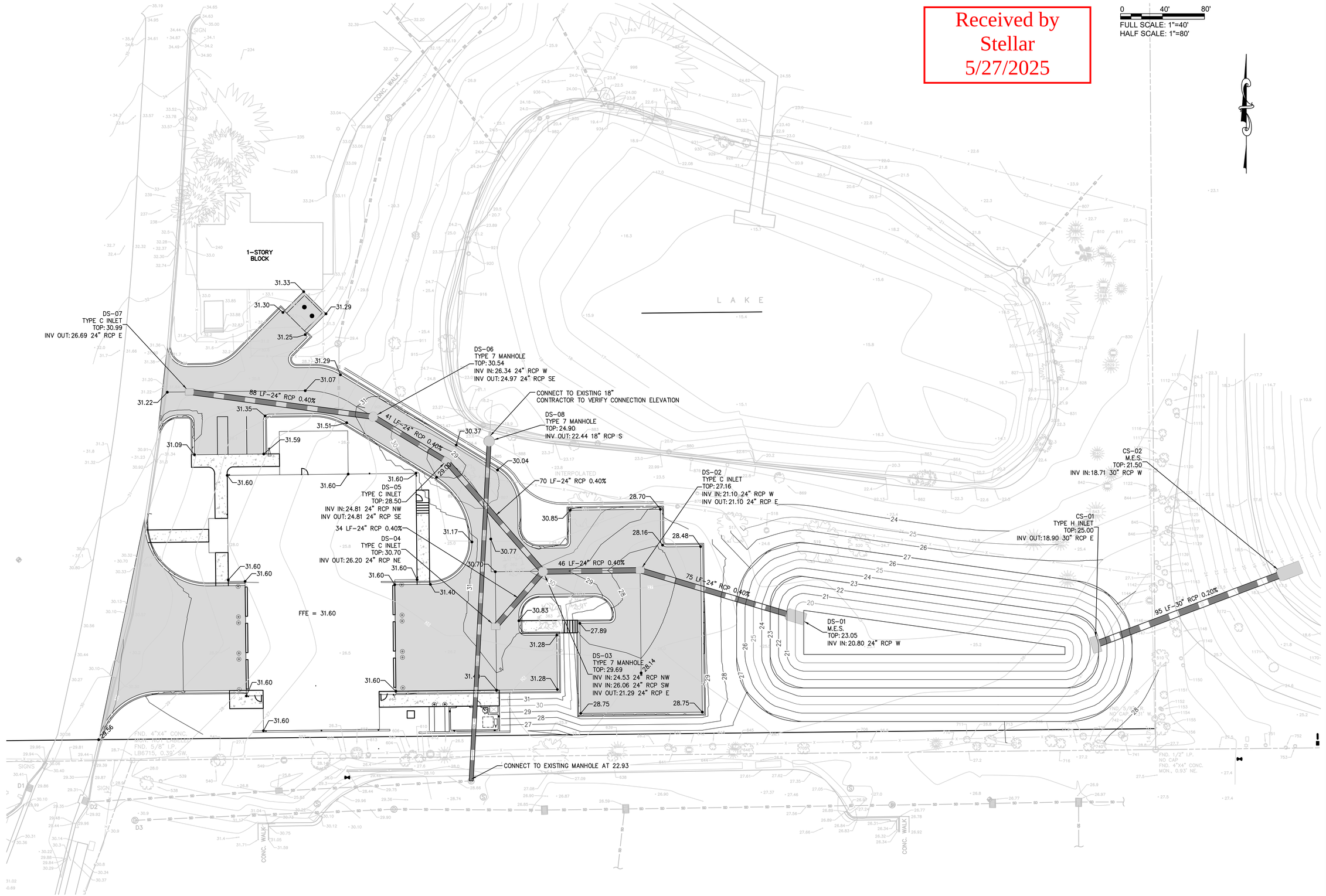

NO.	DATE	DWN	CHKD	APPVD	DESCRIPTION

REVISIONS

SCALE:
DATE:
DRAWN:
CHECKED:
APPROVED:

PRELIMINARY GRADING

COJ FIRE STATION 66
JACKSONVILLE, FLORIDA

gai consultants
EB 9951
12574 FLAGLER CENTER BLVD,
SUITE 202 JACKSONVILLE,
FLORIDA 32258
PHONE: (904) 363-1110

PROJECT NO./DASH NO.
R230834.01

SHEET
C100

\\gaiconsultants.local\BUProj\2023\R230834.01 – COJ Fire Station 66\CAD\ACAD\CONSTRUCTION PLANS\CXXX_PRELIM_GD.dwg May 26, 2025 – 7:43pm

Docusign Envelope ID: 02A75E60-AE0F-44F8-9C52-4DD06091AD47

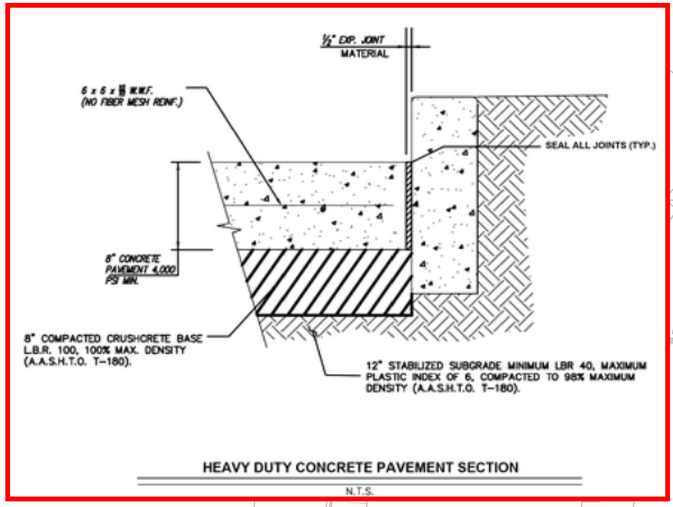

HEAVY DUTY CONCRETE PAVEMENT SECTION

N.T.S.

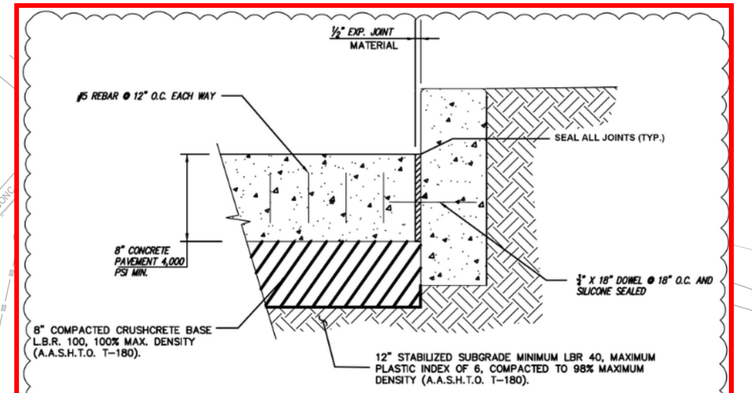

NOTE:
1. DOWEL BARS WILL ONLY BE INSTALLED BETWEEN BUILDING AND APPROACH SLAB. NO DOWEL BARS WILL BE PLACED BETWEEN APPROACH SLAB AND CURB.

APPROACH SLAB CONCRETE PAVEMENT SECTION

N.T.S.

Received by Stellar 5/09/2025

0 20' 40'
FULL SCALE: 1"=20'
HALF SCALE: 1"=40'

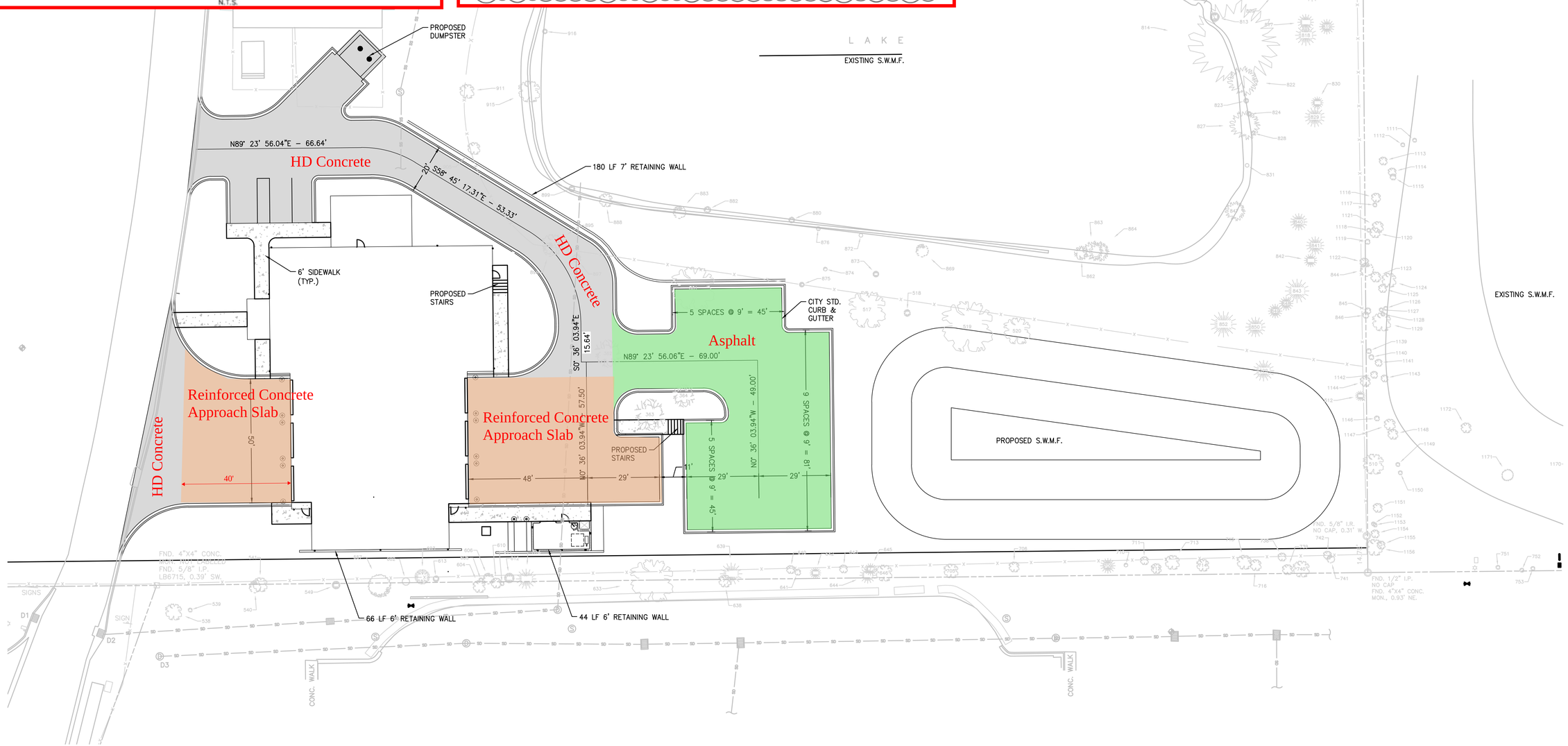

NO.	DATE	DWN	CHKD	APPVD	DESCRIPTION

REVISIONS

SCALE:
DATE:
DRAWN:
CHECKED:
APPROVED:

PRELIMINARY SITE PLAN

COJ FIRE STATION 66
JACKSONVILLE, FLORIDA

gai consultants
EB 9951
12574 FLAGLER CENTER BLVD, SUITE 202 JACKSONVILLE, FLORIDA 32258
PHONE: (904) 363-1110

PROJECT NO./DASH NO.
R230834.01

SHEET
CXXX

\\gaiconsultants.local\BUProj\2023\R230834.01 – COJ Fire Station 66\CAD\ACAD\CONSTRUCTION PLANS\CXXX_PRELIM_SITE.dwg May 09, 2025 – 11:51am

Docusign Envelope ID: 02A75E60-AE0F-44F8-9C52-4DD06091AD47

Received by
Stellar
5/27/2025

0 40' 80'
FULL SCALE: 1"=40'
HALF SCALE: 1"=80'

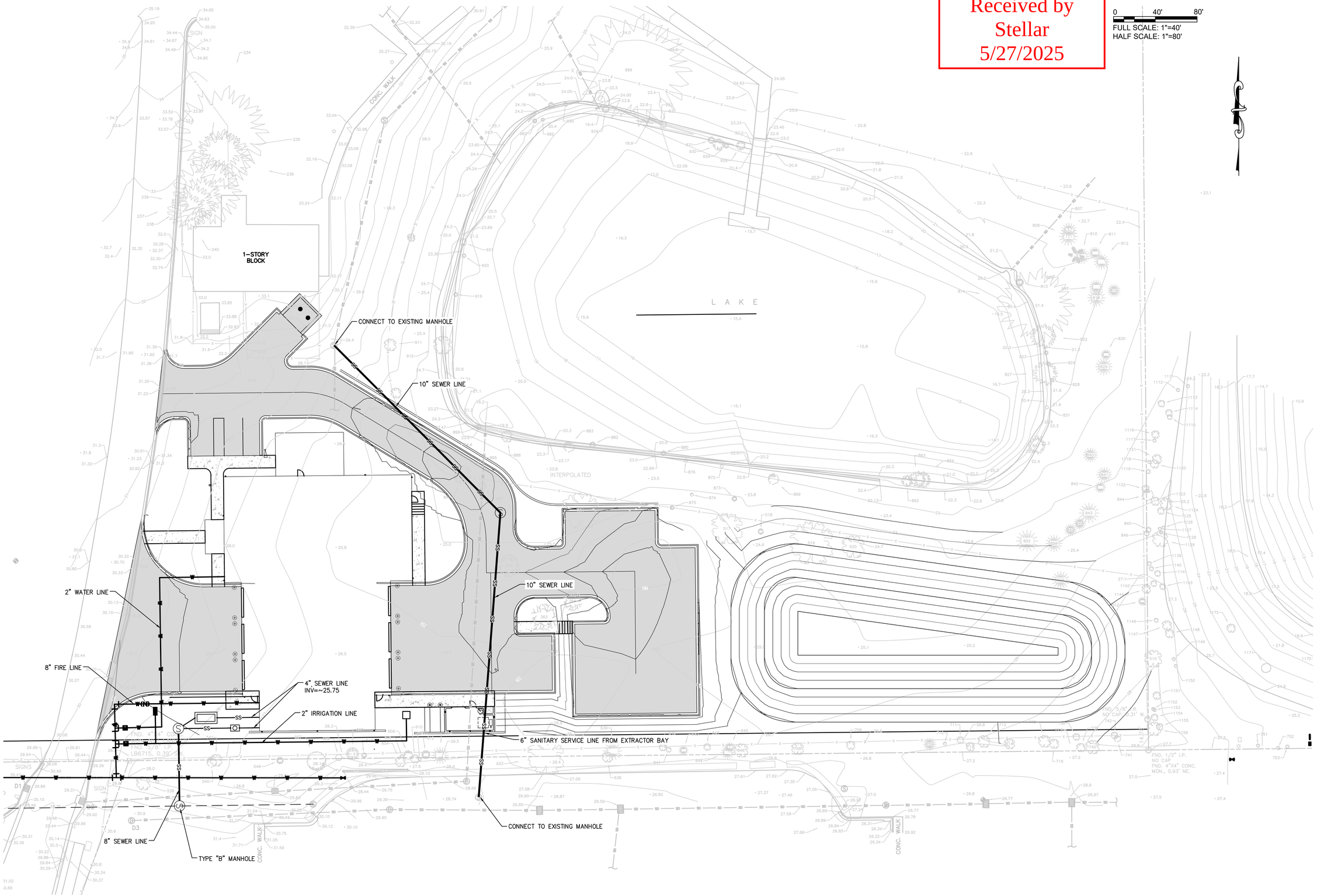

NO.	DATE	DWN	CHKD	APPVD	DESCRIPTION

REVISIONS

SCALE:
DATE:
DRAWN:
CHECKED:
APPROVED:

PRELIMINARY UTILITIES

COJ FIRE STATION 66
JACKSONVILLE, FLORIDA

gai consultants
EB 9951
12574 FLAGLER CENTER BLVD,
SUITE 202 JACKSONVILLE,
FLORIDA 32258
PHONE: (904) 363-1110

PROJECT NO./DASH NO.
R230834.01

SHEET
C100

\\gaiconsultants.local\BUProj\2023\R230834.01 – COJ Fire Station 66\CAD\ACAD\CONSTRUCTION PLANS\CXXX_PRELIM_UTIL.dwg May 26, 2025 – 7:52pm

Docusign Envelope ID: 02A75E60-AE0F-44F8-9C52-4DD06091AD47

SPLIT SYSTEM HEAT PUMP SCHEDULE

SYSTEM NUMBER	AHU-1/HP-1	AHU-2/HP-2	AHU-3/HP-3	AHU-4/HP-4
MANUFACTURER	TRANE	TRANE	TRANE	TRANE
MIN. SYSTEM SEER2/EER2	15.2/12.0	16.3/12.0	16.0/12.0	15.2/12.0
MIN. SYSTEM COP/HSPF2	3.9/9.6	3.9/9.0	3.8/8.5	3.9/9.6
INDOOR UNIT No.	AHU-1	AHU-2	AHU-3	AHU-4
SUPPLY AIRFLOW (cfm)	1050	1400	700	1050
OUTSIDE AIRFLOW (cfm)	155	255	100	150
EXT. STATIC (in. w.g.)	0.5	0.5	0.5	0.5
EVAP. FAN HP	1/2	1/2	1/3	1/2
AUX ELEC. HEAT AT 208 V (Kw) / NO. OF STAGES	7.2 / 1	7.2 / 1	5.8 / 1	7.2 / 1
UNIT VOLTS/PHASE/HZ.	208/3/60	208/3/60	208/1/60	208/3/60
ENT. AIR TEMP. DB/WB (DEG F)	77.9/65.1	78.5/65.7	77.1/64.8	76.9/64.3
LEAVING AIR TEMP DB/WB (DEG F)	55.1/53.8	54.5/53.4	54.1/53.1	55.1/53.8
NET TOTAL COOLING (BTU/H)	34,153	53,970	23,637	34,153
NET TOTAL SENSIBLE COOLING (BTU/H)	26,144	37,720	17,237	26,144
REV. CYCLE HEATING (BTU/H)	20,592	27,320	14,850	20,592
MCA/MCOP	33.0/35.0	33.0/35.0	38.0/40.0	33.0/35.0
MODEL No.	5TEM6D07	5TEM6D06	5TEM6D04	5TEM6D07
OUTDOOR UNIT No.	HP-1	HP-2	HP-3	HP-4
AMBIENT TEMP. (DEG. F)	95	95	95	95
UNIT VOLT/PHASE/Hz.	208/3/60	208/3/60	208/3/60	208/3/60
MCA/MCOP	16.6/25.0	18.1/30	13.0/20.0	16.6/25.0
MODEL No.	5TWA4036	5TWA4048	5TWA4024	5TWA4036
NOTES:	1-11	1-11	1-11	1-11

NOTES:

1. PROVIDE AHU WITH SINGLE POINT POWER CONNECTION. COORDINATE WITH ELECTRICAL CONTRACTOR.
2. ELECTRICAL CONTRACTOR TO PROVIDE AND INSTALL DISCONNECT SWITCH.
3. ELECTRONIC PROGRAMMABLE THERMOSTAT
4. TIME DELAY RELAY & TX VALVE
5. FILTER RACK W/ T-A FILTERS
6. FILTER DRIER
7. COMPRESSOR START ASSIST
8. HIGH & LOW PRESSURE SWITCHES
9. CRANKCASE HEATER
10. SIZE REFRIGERANT LINES PER MANUFACTURER'S RECOMMENDATIONS FOR MINIMUM CAPACITY LOSS
11. R-454B REFRIGERANT.

Received by Stellar
5/2/2025

Docusign Envelope ID: 02A75E60-AE0F-44F8-9C52-4DD06091AD47

Received by Stellar
5/2/2025

PANEL: L3A

VOLTAGE: 208/120 PH: 3 WIRE: 4
BUSSING: 400 A CU
MAINS: 400 A MLO
INCOMING: BOTTOM

ENCLOSURE: NEMA 1
MOUNTING: SURFACE
BRACING: 65 KAIC. SYM.
GROUND BAR

DESCRIPTION	POLE	CONDUIT	WIRE	GND	**	TRIP	CKT	LOAD PER PHASE A		LOAD PER PHASE B		LOAD PER PHASE C		CKT	TRIP	**	GND	WIRE	CONDUIT	POLE	DESCRIPTION
AHU-1	3	3/4	8	10	--	35	1	3.2	1.6					2	25	--	10	10	1/2	3	HP-1
							3			3.2	1.6			4							
							5					3.2	1.6	6							
AHU-2	3	3/4	8	10	--	35	7	3.2	1.7					8	30	--	10	10	1/2	3	HP-2
							9			3.2	1.7			10							
							11					3.2	1.7	12							
AHU-3	2	3/4	8	10	--	40	13	3.2	1.1					14	20	--	12	12	1/2	2	HP-3
							15			3.2	1.1			16							
SPACE ONLY	1	--	--	--	--	--	17					--	--	18	--	--	--	--	--	1	SPACE ONLY
AHU-4	3	3/4	8	10	--	35	19	3.2	2.5					20	30	A	10	10	1/2	2	DISHWASHER
							21			3.2	2.5			22							
							23					3.2	0.9	24	20	--	12	12	1/2	1	ZONE DAMPERS
EWH-1	2	1/2	10	10	--	30	25	2.2	0.1					26	20	--	12	12	1/2	1	CO SENSOR
							27			2.3	1.2			28	20	--	12	12	1/2	2	DSS-1/DCU-1
RCP-1	1	1/2	12	12	--	20	29					0.1	1.2	30							
AIR COMPRESSOR	3	1	6	10	--	60	31	3.5	--					32	--	--	--	--	--	1	SPACE ONLY
							33			3.5	--			34	--	--	--	--	--	1	SPACE ONLY
							35					3.5	1.6	36	25	--	10	10	1/2	3	HP-4
SPARE	1	--	--	--	--	20	37	--	1.6					38							
EWH-2	2	1/2	10	10	--	30	39			2.2	1.6			40							
							41					2.3	--	42	--	--	--	--	--	1	SPACE ONLY
EWH-3	2	1/2	10	10	--	30	43	2.2	--					44	--	--	--	--	--	1	SPACE ONLY
							45			2.3	--			46	--	--	--	--	--	1	SPACE ONLY
SPACE ONLY	1	--	--	--	--	--	47					--	--	48	--	--	--	--	--	1	SPACE ONLY
SPACE ONLY	1	--	--	--	--	--	49	--	--					50	--	--	--	--	--	1	SPACE ONLY
SPACE ONLY	1	--	--	--	--	--	51			--	--			52	--	--	--	--	--	1	SPACE ONLY
SPACE ONLY	1	--	--	--	--	--	53					--	--	54	--	--	--	--	--	1	SPACE ONLY
SPACE ONLY	1	--	--	--	--	--	55	--	--					56	--	--	--	--	--	1	SPACE ONLY
SPACE ONLY	1	--	--	--	--	--	57			--	--			58	--	--	--	--	--	1	SPACE ONLY
SPACE ONLY	1	--	--	--	--	--	59					--	--	60	--	--	--	--	--	1	SPACE ONLY
							KVA PER PHASE THIS SECTION	29.3		32.8		22.5									
							KVA PER PHASE FEED-THRU														
							TOTAL CONNECTED KVA	84.6													

	CONN LOAD	DEM FACT	DEM LOAD
LIGHTING LOAD	--	1.25	--
RECEPT LOAD	--	NEC	--
HVAC LOAD	65.0	0.8	52.0
EQUIPMENT LOAD	19.6	1.0	19.6
KITCHEN LOAD	--	0.65	--
TOTAL LOAD	84.6		71.6
DEMAND AMPS			199

NOTES:
1. PROVIDE 'HACR' RATED BREAKERS FOR HVAC EQUIPMENT.
2. ALL SINGLE POLE BREAKERS SHALL BE 'SWD' RATED.
3. PROVIDE HANDLE TIES FOR MULTIWIRE BRANCH CIRCUITS.

**** OCPD FEATURES**
A. GFCI BREAKER B. AFCI BREAKER C. LOCK-ON/OFF ATTACHMENT
D. RED MARKING E. L.S.I. F. L.S.I.G. G. SHUNT-TRIP

Docusign Envelope ID: 02A75E60-AE0F-44F8-9C52-4DD06091AD47

Received by Stellar
5/2/2025

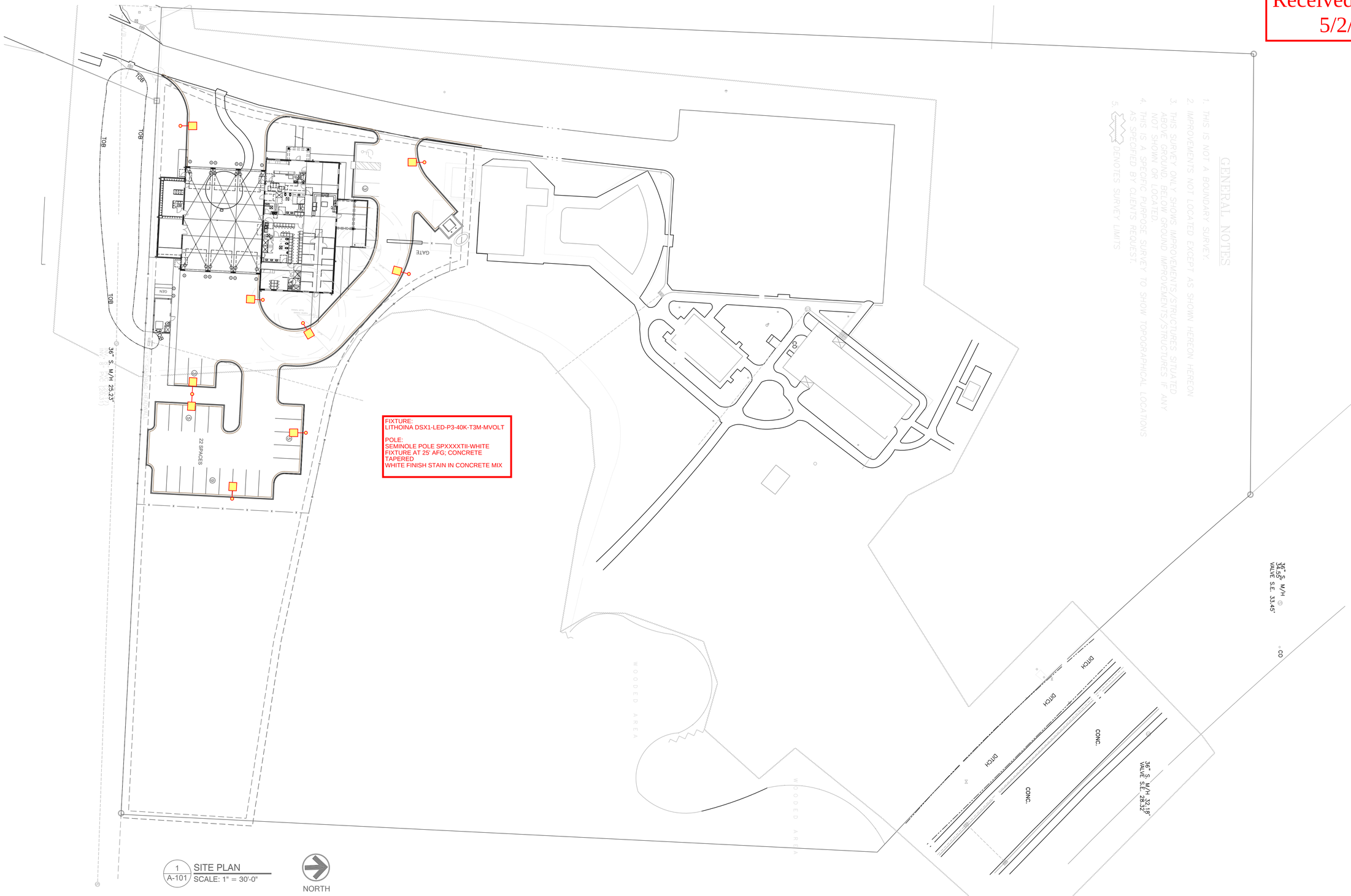

FRANK RINGHOFER AIA

NO.	DATE	ISSUE/REVISION

PQH GROUP
ARCHITECTURE · INTERIORS
DESIGN·BUILD SERVICES
4141 SOUTHPOINT DR. EAST, SUITE 200
JACKSONVILLE, FL 32216 (904) 224-0001

CITY OF JACKSONVILLE, FLORIDA
JACKSONVILLE FIRE AND RESCUE DEPARTMENT

COJ PROJ. NO. CDN-6256.409
PHASE:
DATE:

JOB NO.25010
DATE
DRAWN
CHECK --
ACCEPTED --

ARCHITECTURE
SITE PLAN

DRAWING
AS-101

© 2024 THIS DRAWING IS THE INSTRUMENT OF SERVICE AND PROPERTY OF P.O.H. GROUP DESIGN, INC. AA26002396 ANY USE OR REPRODUCTION WITHOUT THE EXPRESSED WRITTEN PERMISSION OF THIS CORPORATION IS PROHIBITED. ALL RIGHTS OF DESIGN AND INVENTION ARE EXPRESSLY RESERVED.

Docusign Envelope ID: 02A75E60-AE0F-44F8-9C52-4DD06091AD47

stellar | TAKING SOLUTIONS FURTHER®

Project Schedule

© Stellar 2014

Docusign Envelope ID: 02A75E60-AE0F-44F8-9C52-4DD06091AD47

stellar
TAKING SOLUTIONS FURTHER®

Fire Station 66
05-Jun-25

Activity ID	Activity Name	Original Duration	Rem. Duration	Start	Finish
COJ - Fire Station 66 - Design & Construction		756	323	08-May-25 A	22-Sep-26
Preconstruction		456	20	08-May-25 A	03-Jul-25
A1080	COJ Issued DCP for Design/Construction GMP Propo	0	0	08-May-25 A	
A1090	GMP Submission	25	0	09-May-25 A	06-Jun-25 A
A1010	COJ Review & Execute GMP	20	20	05-Jun-25	03-Jul-25
A1101	COJ Notice to Proceed Design	0	0		03-Jul-25
Design		55	55	08-May-25 A	22-Aug-25
A1000	Geotechnical Report by COJ	40	20	08-May-25 A	02-Jul-25
A1030	60% Design	15	15	07-Jul-25	25-Jul-25
A1045	Owner Review 60% Docs	5	5	28-Jul-25	01-Aug-25
A1050	100% Design	15	15	04-Aug-25	22-Aug-25
Permitting		107	107	25-Jul-25	01-Jan-26
A1110	SJRWMD Permitting 1st Submittal	20	20	25-Jul-25	21-Aug-25
A1120	COJ 10-Set Permitting 1st Submittal	20	20	25-Jul-25	21-Aug-25
A1130	JEA / SUE Permitting 1st Submittal	20	20	25-Jul-25	21-Aug-25
A1111	SJRWMD Address Comments	15	15	22-Aug-25	11-Sep-25
A1121	COJ 10-Set Permitting Address Comments	10	10	22-Aug-25	04-Sep-25
A1131	JEA / SUE Permitting Address Comments	15	15	22-Aug-25	11-Sep-25
A1140	Building Permit 1st Submittal	20	20	25-Aug-25	19-Sep-25
A1122	COJ 10-Set Permitting 2nd Submittal	10	10	05-Sep-25	18-Sep-25
A1112	SJRWMD 2nd Submittal	20	20	12-Sep-25	09-Oct-25
A1132	JEA / SUE Permitting 2nd Submittal	20	20	12-Sep-25	09-Oct-25
A1141	Building Permit Address Comments	10	10	22-Sep-25	03-Oct-25
A1142	Building Permit 2nd Submittal	10	10	03-Oct-25	16-Oct-25
A1135	EQD/FDEP Permitting 1st Submittal	30	30	10-Oct-25	20-Nov-25
A1143	COJ Notice to Proceed Construction	0	0		16-Oct-25
A1136	EQD/FDEP Permitting Address Comments	5	5	21-Nov-25	27-Nov-25
A1137	EQD/FDEP Permitting 2nd Submittal	10	10	28-Nov-25	11-Dec-25
A1138	EQD/FDEP Permitting Address 2nd Submittal Comme	5	5	12-Dec-25	18-Dec-25
A1139	EQD/FDEP Permitting 3rd Submittal	10	10	19-Dec-25	01-Jan-26
Construction		231	231	17-Oct-25	22-Sep-26
Sitework		199	199	17-Oct-25	06-Aug-26
A1430	Mass Clearing/Grubbing, Grading, Fill & Pond	45	45	17-Oct-25	18-Dec-25
A1510	Retaining Wall	30	30	17-Oct-25	02-Dec-25
A1440	Utilities	90	90	31-Oct-25	05-Mar-26
A1445	Signal Pre-Emption	35	35	09-Jan-26	02-Mar-26
A1450	Construct Parking Lots & Entrance Road	75	75	27-Feb-26	11-Jun-26
A1460	Sidewalks & Hardscapes	20	20	12-Jun-26	09-Jul-26
A1470	Landscape & Irrigation	20	20	10-Jul-26	06-Aug-26
Building		243	243	17-Oct-25	22-Sep-26
A1220	Mobilization	10	10	17-Oct-25	30-Oct-25



Actual Work | Critical Remaining Work | Summary
Remaining Work | Milestone

TASK filter: All Activities

© Oracle Corporation

Docusign Envelope ID: 02A75E60-AE0F-44F8-9C52-4DD06091AD47

Activity ID	Activity Name	Original Duration	Rem. Duration	Start	Finish
A1230	Building Pad	20	20	31-Oct-25	27-Nov-25
A1250	Foundations & Retaining Walls	35	35	14-Nov-25	01-Jan-26
A1260	Masonry Walls & Time Beams	35	35	19-Dec-25	05-Feb-26
A1240	Underslab MEP	15	15	23-Jan-26	12-Feb-26
A1270	Place & Finish Slab on Grade	20	20	13-Feb-26	12-Mar-26
A1280	Erect Roof Trusses & Roof Sheathing	15	15	13-Mar-26	02-Apr-26
A1290	Roofing	15	15	03-Apr-26	23-Apr-26
A1300	Interior Framing	15	15	03-Apr-26	23-Apr-26
A1320	MEP Rough In	20	20	17-Apr-26	14-May-26
A1310	Foam Insulation	15	15	24-Apr-26	14-May-26
A1295	Windows & Doors	10	10	24-Apr-26	07-May-26
A1330	Hang & Finish Drywall	15	15	15-May-26	04-Jun-26
A1350	Painting	20	20	05-Jun-26	02-Jul-26
A1335	Polished Concrete Floors	10	10	05-Jun-26	18-Jun-26
A1340	Tile Restrooms	15	15	19-Jun-26	09-Jul-26
A1390	Millwork	15	15	19-Jun-26	09-Jul-26
A1360	Acoustical Ceilings	15	15	30-Jun-26	20-Jul-26
A1370	MEP Trim & PURVIS System	15	15	16-Jul-26	05-Aug-26
A1400	Specialties & Toilet Accessories	15	15	06-Aug-26	26-Aug-26
A1410	Punchlist & Inspections	30	30	06-Aug-26	16-Sep-26
A1480	Commissioning	10	10	06-Aug-26	19-Aug-26
A1490	Owner Training	5	5	13-Aug-26	19-Aug-26
A1420	Substantial Completion/TCO	0	0		08-Sep-26
A1425	Install Owner Equipment & Furnishings	10	10	09-Sep-26	22-Sep-26
A1500	Final Completion	0	0		22-Sep-26



Actual Work | Critical Remaining Work | Summary
Remaining Work | Milestone

TASK filter: All Activities

© Oracle Corporation

Docusign Envelope ID: 02A75E60-AE0F-44F8-9C52-4DD06091AD47

3

SUBJECT: Request for Qualifications - Design Build Services -Fire Station #'s 66,67 and 76

BID #: CDB-0164-22 **OPEN DATE: 11/16/22**

COMPETITIVE SEALED PROPOSAL EVALUATION COMMITTEE

KIND AND BASIS OF CONTRACT: CONSTRUCTION – FROM DATE OF CONTRACT EXECUTION THROUGH PROJECT COMPLETION

AGENCY: PUBLIC WORKS

BASIS OF AWARD: EVALUATION CRITERIA

NUMBER OF BIDS INVITED: 47 **NUMBER RECEIVED:** 3 **OTHER:** 0

SUMMARY OF BIDS AND RECOMMENDED ACTIONS:

The City had previously issued this RFQ and the evaluation committee has evaluated proposals. Subsequently, presentations were conducted and evaluated on March 16, 2023. Based upon the combination of proposal and presentation evaluations, scores and rankings are as follows (Listed in alphabetical order):

3) Acon Construction Co., Inc. – 78.50
2) Auld & White Contractors – 109.00
1) Stellar Group – 111.50

Recommend approval of award to Stellar Group, as receiving the highest score in accordance with the evaluation and ranking above. To be executed by formal contract through Office of General Counsel.

Attachments: Recommendation Memo, Tabulation and Scoring Matrix and Specifications, and Previous Award

ANALYST JACLYN STAMOS

RESPECTFULLY SUBMITTED DUSTIN FREEMAN, CHIEF PROCUREMENT DIVISION

CONCURRENCE BY: Robin G. Smith P.E. Chief, Engineering and Construction Management

(ALL AWARD ACTIONS SUBJECT TO LAWFULLY APPROPRIATED FUNDS)

ACTION OF CSPEC COMMITTEE ON RECOMMENDATIONS ABOVE

MEMBERS APPROVING 5 MEMBERS DISAPPROVING 0 DATE: 4/6/2023

OTHER

ACTION OF AWARDING AUTHORITY DATE 4/6/23

APPROVED ✓ DISAPPROVED:

OTHER:

SIGNATURE OF AUTHENTICATION

Brian Hughes
Chief Administrative Officer
For: Mayor Lenny Curry
Under Authority of:
Executive Order No: 2019-02

Docusign Envelope ID: 02A75E60-AE0F-44F8-9C52-4DD06091AD47

City of Jacksonville, Florida

Lenny Curry, Mayor

Department of Public Works
Engineering & Construction Management Division
214 N. Hogan Street, 10th Floor
Jacksonville, FL 32202
(904) 255-8762
www.coj.net

ONE CITY. ONE JACKSONVILLE

March 30, 2023

TO: Dustin L. Freeman
Chief of Procurement

THRU: Steven D. Long, Jr. P. E.,
Director

FROM: Robin Smith, P. E.,
Chief, Engineering and Construction Management

SUBJECT: CDB- 0164-22: CSPEC-Presentation- RFQ for Fire Station #s 66, 67 and 76

Three submittals received from the City's Request for Qualifications (RFQ.) have been reviewed and ranked. After the final points for the oral interview were graded, the following firms, listed alphabetically were determined to be the most qualified of those submitting qualifications. The ranking of first, second, and third designates the order of qualification of these firms to perform the required services.

3. ACON Construction
2. Auld & White Contractors
1. Stellar Group

Accordingly, this is to request that approval be given to enter into negotiations with the Stellar Group, for Design Build Services for Fire Station #s: 66, 67 and 76.

SDL/

cc: Keith Powers, Director of Fire and Rescue / Fire Chief
Maria C. Williams. P.E., Project Manager
Lori West, Engineering and Construction Management

DESIGN BUILD SERVICES FIRE STATION #'S 66,67, AND 76

CDB-0164-22

Total Points	30 Points	20 Points	10 Points	5 Points	10 Points	5 Points	10 Points	5 Points	5 Points	30 points	OVERALL	Ranking
Vendors	Experience, Competence & Approach (similar projects)	Past Performance and Record of Professional Accomplishments	Availibility to Provide CMAR Services	Recent - current and projected workload	time & budget	Volume of Current and Prior Work Performed for Using Agencies	Financial Responsibility	Location	Quality Control Plan	Interviews	Total Points (100 max)	
Stoller Group												
Maria Williams	29.00	18.00	10.00	4.00	7.00	3.00	8.00	5.00	5.00	30.00	117.00	
Keith Powers	29.00	15.00	10.00	2.00	6.00	0.00	4.00	5.00	5.00	30.00	106.00	
Average											111.50	1
Apon Construction												
Maria Williams	29.00	15.00	7.00	4.00	7.00	1.00	6.00	5.00	5.00	0.00	79.00	
Keith Powers	29.00	15.00	10.00	1.00	9.00	0.00	5.00	5.00	4.00	0.00	78.00	
Average											78.50	3
Auld & White Contractors												
Maria Williams	27.00	19.00	10.00	4.00	6.00	1.00	9.00	5.00	5.00	25.00	111.00	
Keith Powers	29.00	18.00	10.00	5.00	6.00	0.00	10.00	5.00	4.00	20.00	107.00	
Average											109.00	2

Docusign Envelope ID: 02A75E60-AE0F-44F8-9C52-4DD06091AD47

Docusign Envelope ID: 02A75E60-AE0F-44F8-9C52-4DD06091AD47

TITLE: Request for Qualifications - Design Build Services -Fire Station #'s 66,67 and 76 BID NO.: CDB-0164-22 OPEN DATE: 16 NOVEMEBER 2022 @ 2 P.M. ANALYST: JACLYN STAMOS No. Invited: (47) No. Received (3) No Bids: (0) Recorded By: MELISSA PEIRCE Announcer: Renatta Barnett	STELLAR GROUP, INC.	ACON CONSTRUCTION	AULD & WHITE CONSTRUCTORS, LLC
CONFLICT OF INTEREST FROM ALL COMPANIES IN THE GROUP:	Y	Y	Y
DESIGNED AND CONSTRUCTED A FIREHOUSE IN LAST 5 YEARS:	STARTED PROJECTS OF FIRE STATION #36 (pqh Group, Inc, 2020), 64 (GAI Consultants, 2020), AND 65 (GAI Consultants, 2020). NONE ARE COMPELTE	COMPLETED FIRE STATION #63 (VRL ARCHITECTS, 2020-2021).	FIRE STATION #47 (2022 NOT COMPLETE), 75 (2022 NOT COMPLETE), 10 (2021-2022
REGISTARTED BUSINESS LICENSE IN THE STATE OF FLORIDA:	Y	Y	Y
EX FELON FORM (FORM A):	Y	Y	Y
TAX FORMS:	Y	Y	Y
BONDS:	Y	Y	Y
INSURANCE:	Y	Y	Y
PREQUALIFICATION - VERTICAL:	Y	Y	Y
JSEB PARTICIAPATION 20%: (THERE IS NO PRICE TO DETERMINE 20%)	TBD. ONE OF THE VENDORS THAT STATES JSEB IS NOT A JSEB COMPANY (ECS FLORIDA, LLC)	TBD.(ALL COMPANIES ARE CONFIRMED JSEB)	TBD.(ALL COMPANIES ARE CONFIRMED JSEB)
ADDENDUM(2):	Y	Y	Y

Docusign Envelope ID: 02A75E60-AE0F-44F8-9C52-4DD06091AD47

Attachment B– Evaluation Criteria

General:
Upon approval of the ranking of DBF responses under each category, the City shall conduct oral interviews for the top ranked firms in accordance with Section 287.055, F.S.. The QES will again serve as the selection committee under the auspices of CSPEC. Separate criteria and schedules will be provided to the top ranked firms under consideration for the interviews.

At the conclusion of the ranking process, the City intends to select the top-ranked DBF as specified within this RFQ. The City intends to contract with the top-ranked DBF.

The City reserves its right to terminate the design build solicitation for any proposed project and transfer it for execution through the design-bid-build delivery method.

A DBF selected to receive a DCP for a specific project shall be required to retain all employees, consultants, sub-consultants, contractors, sub-contractors, and suppliers necessary for the proper execution of the project as it has been listed in the DBF SOQ submitted in response to this solicitation unless otherwise agreed between the parties and approved by the City.

I. EXPERIENCE, COMPETENCE IN, AND APPROACH TO DESIGN AND CONSTRUCTION OF FIRE STATIONS OR SIMILAR DESIGN-BUILD PROJECTS (ABILITY OF PROFESSIONAL PERSONNEL) (30 Point Value)

Provide concise information pertaining to professional qualifications, experience, and competence of the Design Build Team or individual firms of the Design Build Team as follows:

1. Identify the lead organization and primary members of the Design Build Team. Name the DBF with whom the City will be contracting and identify if this will be a partnership, corporation, joint venture, etc.
2. Provide an organizational chart of the DBF team describing the role and responsibilities of each team member. The organizational chart can be on 11"x17" paper. Identify all team members that are pre-qualified by the City as a Jacksonville Small Emerging Business.
3. Provide proof of insurance and bonding capacity adequate to complete projects. (Appendix item)
4. Provide proof of licensing including occupational license tax for all business entities and individual professional members of the DBF team. (Appendix item)
5. The DBF team must include at a minimum the following Key Individuals in order for the SOQ to be deemed technically responsive. Identify the Key Individuals and the business entities (firms) by which those individuals are employed. Provide a clear definition of the role and responsibility of each Key Individual relative to the member firm.
   a. Project Principal - The Project Principal (Director) shall be the primary person in charge of and responsible for delivery of the Project in accordance with the Design Build Contract requirements. The Project Principal must have full authority to make the final decisions on behalf of the DBF and have responsibility for communicating these decisions to the City of Jacksonville, Florida. The Project Principal must have at least ten (10) years of requisite experience and provide at least five representative projects.
   b. Lead Design Professional – The Lead Design Professional shall be in charge of and responsible for all aspects of the design of the Project and shall be a Florida Registered Engineer or Architect or Landscape Architect. The Lead Design Professional shall have a minimum of ten (10) years of post-registration experience in design of fire stations or similar public or private facility projects, including five (5) years of supervisory experience. The Lead Design Professional shall have coordination and project management responsibilities over the Project Design Team.
   c. Specialty Design Engineer, Architect, and Landscape Architect – The Specialty Design Engineers such as Civil, Traffic, Drainage, Structural, Electrical, as well as any other necessary design professional shall comprise the Project Design Team and be responsible for preparation of construction drawings, calculations and specifications in their respective specialty. Each Specialty Engineer and other design

Docusign Envelope ID: 02A75E60-AE0F-44F8-9C52-4DD06091AD47

professional shall be licensed in the State of Florida with at least five (5) years of post-registration design experience. Each design professional shall provide at least five representative projects.

d. Construction Manager - The Construction Manager shall report directly to the Project Principal and shall be responsible for the overall coordination of projects at each fire station location including participation in the design and primary on-site responsibility for construction. The Construction Manager shall have at least five years' experience in this role and provide at least five representative projects while serving as a Construction Manager or Site Superintendent.
e. Design Quality Control Manager - The Design Quality Control Manager shall be responsible for assuring that the design of each project is in compliance with the requirements of the Design Build Contract. The Design Quality Control Manager shall be a Professional Engineer, Registered Architect, or Registered Landscape Architect licensed in the State of Florida and shall report directly to the Project Principal. The Design Quality Control Manager shall have at least 10 years of post-registration experience in design and construction. The Design Quality Control Manager will provide at least three (3) examples of requisite experience in this role.
f. Construction Quality Control Manager - The Construction Quality Control Manager shall be responsible for assuring that all workmanship and materials are in compliance with the Design Build Contract Requirements. The Construction Quality Control Manager shall have at least ten (10) years of experience in building construction, utility construction, or other representative experience related to the project type offering. The Construction Quality Control Manager will provide at least three (3) examples or requisite experience in this role.
g. All members and personnel of the Design Build Project Team shall hold licenses required for performing work on a specific project under the State of Florida or the City of Jacksonville law and ordinances including occupational tax licenses.
h. Each construction superintendent shall have at least 10 years of experience in supervising fire stations or similar construction projects.

6. Provide information demonstrating that the DBF personnel possess the required minimum qualifications specified in Item Design Build Firm's design team shall have the necessary equipment and personnel to provide the design plans and specifications in a timely manner.
7. Provide one-page resumes of the Key Individuals and other personnel that the Design Builder considers critical to the successful completion of the Project including all team members discussed above in the appendix.
8. Modification to the Design Build Firm's Team or Key Individuals and other personnel listed above is discouraged. The City will not approve requests for modification without justification. Examples of justification include changes in employment status, bankruptcy, inability to perform, organizational conflict of interest, or death of a team member. Replacement team members must be submitted to the City for approval demonstrating equivalent experience to the individual being replaced.
9. For the Project Principal, Lead Design Engineer, and Construction Manager compose a list of projects that they managed in the past. Each list shall consist of a brief description of the each fire station project managed by each of them, name of the owner the work was performed for, the owner's representative's telephone number, total construction cost, duration of construction, and any unusual features.

1. **II. PAST PERFORMANCE AND RECORD OF PROFESSIONAL ACCOMPLISHMENTS (20 Point Value).**

Provide concise information describing:

1. For the DBF including the Design Build team, provide information demonstrating the firm's qualifications for performing work included in this RFQ. The information shall consist of a list of the Designer-Builder's project experience working together on municipal projects of similar type, size and complexity over the last five (5) years. Provide a separate list of design and construction projects performed by members of the DBF team for the City. (This information may be included in the appendices and will not be counted against the 25-page limit.)

Docusign Envelope ID: 02A75E60-AE0F-44F8-9C52-4DD06091AD47

2. For each project listed, provide:
a. A brief description of the project,
b. Name of owner for whom the work was performed,
c. Name, title, and phone numbers of owner's representatives who can verify and discuss the firm's participation in these projects.
(This information may be included in the appendices and will not be counted against the 25-page limit.)

3. Provide brief answers and explanations to the following questions:
a. Has any member of the DBF team defaulted and/or been terminated on any project within the last (5) years?
b. In the past five (5) years, has any member of the DBF team been suspended, debarred, disqualified from bidding, or declared ineligible for work by any entity or are any such action pending against them?
c. How many contract claims were submitted in the past five (5) years by members of the DBF team and how were they resolved?
d. Does any member of the DBF team have active projects that are behind schedule? If so, why are the projects behind schedule?
e. Has any member of the DBF team been assessed erosion and sediment control violations and/or fines within the last five (5) years?
f. Within the last five (5) years, how many projects were constructed by the Design Builder's team that were completed three (3) or more months before the target completion date of these projects? Provide details.

4. Provide the current National Council on Compensation Insurance (NCCI) Experience Modification Rate (EMR) for each DBF team member and all major sub-contractors. Note that the minimum acceptable EMR rating cannot exceed 1.0. If the EMR rating submitted is more than 1.0, the respondent will be regarded as nonresponsive.

5. Provide DBF safety goals for the Project.

III. AVAILABILITY OF ADEQUATE PERSONNEL, EQUIPMENT, AND FACILITIES (10 Point Value).

Provide concise information pertaining to the DBF team's ability to provide adequate personnel, equipment, and facilities in order to provide required design, construction, and quality control services for the Project:
1. Provide the Team Organizational Chart listing available personnel, equipment, and facilities in the design, construction, and quality control activities.
2. Demonstrate the team's ability to commit necessary resources to successfully complete the Project.
3. Demonstrate project team's leadership capability and relevant management experience for the design, construction, and quality control requirements of the Project.
4. Demonstrate that the Design Build Team has at least two (2) Superintendent's currently on staff that have constructed at least one (1) Fire Station in the state of Florida in the last three (3) years.

IV. RECENT, CURRENT AND PROJECTED WORKLOAD (5 Point Value)

Provide the number and size of the projects currently being performed. Discuss past ability to deliver projects on a timely basis under similar current workload conditions.

V. OVERALL WILLINGNESS TO MEET BOTH TIME AND BUDGET REQUIREMENTS FOR THE PROJECTS (10 Point Value).

In an effort to remain consistent with Chapter 287, Florida Statutes, responding to this evaluation criterion necessitates that a proposer include statements and references demonstrating that the proposer met both time and budget requirements on projects of similar size and scope that were completed by the proposer

Docusign Envelope ID: 02A75E60-AE0F-44F8-9C52-4DD06091AD47

within the past three years and that the proposer is meeting both time and budget requirements on projects of similar size and scope that are currently being performed by the proposer ("Reference Projects"). As part of its response to this evaluation criterion, the proposer:

1. must submit an expressed statement of its overall willingness to meet both time and budget requirements for the project in question; and
2. should submit, without limitation, project narratives, schedules, design and construction cost and fee summaries and owner references for any Reference Projects. Any Reference Project which has been completed or for which construction is underway will segregate and identify any design-related schedule or budget impacts. Design schedule and budget information will include both the original and the current or completed schedule and cost data.

During contract negotiations, successful proposers will be required to provide a Schedule of Proposed Rates on the forms provided as "Form 6". Such rates and costs will be used in the negotiation of fees and shall remain in effect throughout the length of the contract, except – **at the sole discretion of the City** - such rates may be adjusted when an amendment to the original agreement is being negotiated; provided any increases in rates shall not exceed actual increases In the appropriate index (CPI or PPI) for the service being provided since the date of the Original Agreement (Contract). Any allowable rate adjustments for sub-consultants shall also follow this procedure.

Schedule A is provided in the RFQ for information only. **Do not return this form with your proposal.**

Proposed overhead rate is limited to 175% of direct labor. Proposed overhead rates in excess of 175% shall conform to Federal Acquisition Regulations as established by a governmental audit certified to by a Certified Public Accountant. However, under no circumstances shall the overhead rate exceed 200%. Profit rate shall only be applied to direct labor plus overhead. No mark-up or profit shall be paid on non-labor related costs, reimbursable or on services provided by sub-consultants or others.

VI. THE VOLUME OF CURRENT AND PRIOR WORK PERFORMED FOR USING AGENCIES SHALL BE CONSIDERED A MINUS FACTOR. (5 Point Value)

Provide a list of on Attachment A-1 of all local government projects on which Contractor has been awarded fees during the past five (5) years. Include those projects on which the firm was awarded as a prime contractor. Such list shall include all work for the City of Jacksonville and its various "using agencies," which is defined in the Jacksonville Ordinance Code as "a department, division, office, board, agency, commission or other unit of Buyer and independent agency required by law or voluntarily requesting to utilize the services of the Procurement] Department"; and with any of Buyer's Independent Authorities"; and on projects undertaken with others that are similar in nature to the size and scope of professional services and/or work required for the project solicitation herein. If the Contractor has not performed work for any of these agencies during the past five (5) years, the response should so clearly state.

VII. FINANCIAL RESPONSIBILITY (10 Point Value)

Provide concise information pertaining to the DBF team's financial responsibility:

A. Indicate the DBF form of business, e.g., corporation, partnership, joint venture, or sole proprietor. Provide information about years in business, change in ownership, bank references, and any other information the DBF may wish to submit to allow the City to verify financial responsibility of each member of the DBF team.
B. Provide the latest DBF Dunn & Bradstreet rating, and financial statement including current balance sheet, and a bank letter indicating the status of all accounts for each principle entity in the DBF team.
C. For a joint venture, provide pertinent complete financial information for each joint venture partner.
D. Disclose any unpaid judgments in excess of $100,000.
E. Disclose any disputed or un-adjudicated claims in excess of $500,000.
F. If the DBF or a Partner in the Joint Venture requires any financial information to be held in confidence, such information shall be submitted in sealed envelopes.
G. Provide evidence that the DBF current bonding capacity is at least $10,000,000. This evidence shall be in the form of a commitment letter from a licensed bonding company (surety).
H. The DBF (and joint venture partners) shall provide a comparison of the anticipated gross monthly

Docusign Envelope ID: 02A75E60-AE0F-44F8-9C52-4DD06091AD47

billings for the next twelve months for uncompleted work presently under contract, with monthly gross billings for design and construction over the past 24 months.

VIII. LOCATION (5 Point Value).

Document the location of Contractor's corporate headquarters, which, if located in Jacksonville, Florida, no further information is required under this criterion and maximum points will be awarded. If Contractor's corporate headquarters are not located in Jacksonville, Florida, please document the location and the nature of business of Contractor's branch office(s), if any, that are located in and/or that are closest to Jacksonville, Florida, the number of employee assigned thereto and the period of continuous existence thereof. Additionally, Contractors are requested to demonstrate, define and provide examples of their ability to provide the services contemplated herein in a manner comparable to having a local office in Jacksonville, Florida or to show that a local office is not necessary to satisfactorily perform the services required for this project, in which event maximum points may be awarded.

IX. QUALITY CONTROL PLAN (DESIGN & CONSTRUCTION) (5 Point Value)

The Quality Control Program is a critical component of the design and construction of the Project. It represents assurances to the City that the DBF is executing in accordance with the contract documents. The City will provide the quality assurance and independent testing, but the established Quality Control Program is the backbone for which the City will gauge compliance. The City shall negotiate the provisions of the acceptable Quality Control Program and finalize it prior to contract award.

Describe how the DBF proposes to incorporate the City's quality assurance requirements into his/her Quality Control Program.

The City's quality assurance requirements consist of the following elements: (a) Design Reviews by the Public Works Department, using agency, and/or design consultants hired by the City at the 30%, 60%, 90%, and 100% design completion stages or as determined by the City's PM; (b) Permits and Inspections required by local, state, and Federal regulatory agencies; (c) Reviews and Approvals by Utility Companies; (d) Submittal Reviews by the Department of Public Works or designated consultant; (e) Regular Construction Inspections performed by the Department of Public Works or designated consultant; and (f) Construction Material Testing conducted by the City's Testing Consultant.

X. ORAL INTERVIEWS

The Oral Interviews will have an additional value of thirty (30) points which will be added to the DBF Score from the evaluation of the SOQ. The three top-ranked DBFs from the SOQ Evaluation Process will be provided the criteria and scheduling information for the Oral Interviews. Final Ranking of the top three firms will be based upon the combination of scores combined from the SOQ Evaluation and the Evaluation of the Oral Interviews.

XI. SOQ POINT VALUE FOR EACH EVALUATION CRITERION

The maximum number of points as shown below may be awarded by the QES of the CSPEC to the DBF based on verifiable information provided in the SOQ for each evaluation category listed and described herein.

Failure to provide adequate information on any criterion will result in lower scores and could result in rejection of the Statement of Qualification as non-responsive.

The responses to each of the criterion will be evaluated relative to other responses received and awarded a score as listed in the table below.

Docusign Envelope ID: 02A75E60-AE0F-44F8-9C52-4DD06091AD47

Item in Attach B	Item's Title	Maximum Number of Points
I	Experience, competence in and approach to the design and construction of fire stations or similar design-build projects	30
II	Past professional accomplishments and performance	20
III	Availability of adequate personnel, equipment, and facilities	10
IV	Current Workload	5
V	Overall willingness to meet time and budget requirements for the projects	10
VI	The volume of current and prior work performed for using agencies shall be considered a minus factor	5
VII	Financial responsibility	10
VIII	Location	5
IX	Quality control plan (design & construction)	5
X	Interviews	30
	Maximum Score	130

Docusign Envelope ID: 02A75E60-AE0F-44F8-9C52-4DD06091AD47

Section 4
Description of Services and Deliverables

4.1 Project Scope

The scope of work required of the selected Design-Build Firm for this project shall include, but it shall not be limited to, the following design, permitting, and construction elements in accordance with the requirements specified in the Design Criteria Package prepared by City.

A. DESIGN

Design elements of the project (drawings, engineering calculations, reports and specifications) shall cover the following:

- Providing Preliminary (60%) and Final (100%) Design Drawings and Specifications
- Providing Final Construction Contract Documents
- Obtaining all permits and approvals from government agencies and utility companies
- Providing Quality Control for the Design Phase

A DBF selected by the City for negotiating the GMP and the GCD shall provide to the City Project Manager the complete Preliminary (60%) Design at least one week before the date established for commencing the GMP & GCD negotiations.
Design Documents prepared by the DBF shall meet all technical and formal requirements of all pertinent building codes and construction standards as prescribed by the State of Florida and the City of Jacksonville laws and ordinances. All design documents shall be prepared, signed, and sealed by licensed design professionals authorized to practice architecture, landscape architecture, and engineering in the State of Florida. Minimum 2012 AutoCAD Version shall be used in the preparation of the design drawings (AutoCAD plans to be provided to the City).

The City will make available to the selected Design Builder design drawings and specifications in the electronic format for the latest 2 fire stations building designed and for applicable site elements such as storage room/building, trash enclosure…etc.

In the Design Criteria Package, the City may also provide the Design Build Firm selected for preparing the TP and negotiating the GMP & GCD with the following design documents for a specific project:

- Topographical and Tree Survey Map including existing utilities
- Environmental Site Assessment Reports
- Geotechnical Exploration Reports
- Utility Availability Letters from JEA

B. PERMITTING

DBF shall secure and obtain all required permits and approvals from the State of Florida and the City of Jacksonville regulatory agencies as required by law. In addition, the DBF will be required to secure approval or statement of concurrence from applicable utility companies such as JEA, TECO Peoples Gas and/or Sawyer Gas, AT&T Telephone (BellSouth), Comcast, MCI Telecommunications, etc.

Permits and/or approvals from the following agencies must be secured depending on the specific category & location of each individual facility-work type improvement project:

- City of Jacksonville – Building Inspection Division
- City of Jacksonville – Development Management Group
- City of Jacksonville – Public Works Department

Docusign Envelope ID: 02A75E60-AE0F-44F8-9C52-4DD06091AD47

- St Johns River Water Management District
- Florida Department of Environmental Protection
- US Army Corps of Engineers
- Florida Department of Transportation
- JEA, TECO Peoples Gas, Sawyer Gas, Comcast, MCI telecommunications, AT&T Telephone, etc.
- Other Regulatory Agencies as it may be applicable to specific projects

C. CONSTRUCTION

The DBF shall be responsible for fully providing the following elements of each facility-work type improvement project as it may be required in the DCP for a specific project:

- Demolition of existing aboveground and/or subsurface site elements, buildings, utilities, and trees as specified in construction contract documents and a removal and lawful disposal of site/construction debris.
- Furnishing all materials, equipment, labor, and incidentals, and to execute all operations necessary for the full completion of buildings and other pertinent work including: roof repair and replacement, facility renovation, library design and construction, community center design and construction and any other facility-type as specified in the associated DCP; providing all utilities and utility connections; and all other project elements as stipulated in the approved project design drawings and specifications.
- Providing maintenance of traffic.
- Providing erosion and sediment control work.
- Providing environmental coordination.
- Providing construction project management.
- Providing Quality Control for construction.
- Obtaining the Certificate of Occupancy issued by the Building Inspection Division.
- Providing as-built drawings and certifications and obtaining acceptance of Using Agencies.
- Providing all warranty services.

The DBF shall provide all construction work, materials, products, equipment, and methods that fully comply with all appropriate building codes and construction standards as prescribed by laws and ordinances of the State of Florida and City of Jacksonville as they may relate to a specific scope of the category of facility-work type improvement project.

D. Design-Build Responsibility

The Design-Build Firm shall be responsible for survey, geotechnical investigation, design, acquisition of all permits not acquired by the City, any and all information required to modify permits acquired by the City, maintenance of traffic, erosion control, demolition, and construction on or before the Project completion date indicated in the Proposal. The Design-Build Firm will coordinate all utility relocations.

The Design-Build Firm shall be responsible for compliance with Design and Construction Criteria (Section 4.7) which sets forth requirements regarding survey, design, construction, and maintenance of traffic during construction, requirements relative to project management, scheduling, and coordination with other agencies and entities such as state and local government, utilities and the public.

The Design-Build Firm may propose changes which differ from the plans. Proposed changes must be approved by the JFRD and coordinated through the City. If changes are proposed to the configuration, the Design-Build Firm shall be responsible for preparing the necessary analyses and documentation required to satisfy requirements to obtain approval of the City. The Design-Build Firm shall provide the required documentation for review and processing. The Design-Build Firm will not be compensated for any additional costs or time resulting from proposed changes.

Docusign Envelope ID: 02A75E60-AE0F-44F8-9C52-4DD06091AD47

The Design-Build Firm shall examine the Contract Documents and the site of the proposed work carefully before submitting a Proposal for the work contemplated and shall investigate the conditions to be encountered, as to the character, quality, and quantities of work to be performed and materials to be furnished and as to the requirements of all Contract Documents. Written notification of differing site conditions discovered during the design or construction phase of the Project will be given to the City Project Manager.

The Design-Build Firm shall examine boring data, where available, and make their own interpretation of the subsoil investigations and other preliminary data and shall base their bid on their own opinion of the conditions likely to be encountered. The submission of a proposal is prima facie evidence that the Design-Build Firm has made an examination as described in this provision.

The Design-Build Firm shall demonstrate good project management practices while working on this project. These include communication with the **city** and others as necessary, management of time and resources, and documentation.

E. City Responsibility

The City of Jacksonville will provide a detailed description, location, classification, scope, availability of funds, and other requirements for each project with the Design Criteria Package.

The **City** will provide contract administration, management services, construction engineering inspection services, environmental oversight, and quality acceptance reviews of all work associated with the development and preparation of the contract plans, permits, and construction of the improvements. The **city** will provide job specific information and/or functions as outlined in this document. The cost of project administration performed by employees or consultants of the City including, but not limited to, planning, programming, design and construction project management, construction engineering inspection, preparation of the Design Criteria Package, and other administrative tasks ordinarily conducted by the City shall be excluded from the maximum cost for design and construction.

This Request for Qualifications does not commit the **City** to make studies or designs for the preparation of any proposal, nor to procure or contract for any articles or services.

The **city** does not guarantee the details pertaining to borings, as shown on any documents supplied by the **city**, to be more than a general indication of the materials likely to be found adjacent to holes bored at the site of the work, approximately at the locations indicated.

4.2 Schedule of Events

See Section 1.17 of this RFQ.

4.3 Project Requirements

A. Governing Regulations:

The services performed by the Design-Build Firm shall be in compliance with all applicable Manuals and Guidelines including the **city, department**, FHWA, AASHTO, and additional requirements specified in this document. Except to the extent inconsistent with the specific provisions in this document, the current edition, including updates, of the following Manuals and Guidelines shall be used in the performance of this work. Current edition is defined as the edition in place and adopted by the **City** at the date of advertisement of this contract with the exception of the Standard Specifications for Road and Bridge Construction (Divisions II & III), Special Provisions and Supplemental Specifications, Manual on Uniform Traffic Control Devices (MUTCD), Design Standards and Design Standards Modifications. The Design-Build Firm shall use the edition of the Standard Specifications for Road and Bridge Construction (Divisions II & III), Special Provisions and Supplemental Specifications, Design Standards and Design Standard Modifications that is in

Docusign Envelope ID: 02A75E60-AE0F-44F8-9C52-4DD06091AD47

effect at the time the Bid Price Proposals are due in the city office. The Design-Build Firm shall use the 2009 edition of the MUTCD as amended in 2012. It shall be the Design-Build Firm's responsibility to acquire and utilize the necessary manuals and guidelines that apply to the work required to complete this Project. The services will include preparation of all documents necessary to complete the Project as described in Section I of this document.

1. City of Jacksonville Design Standards
http://www.coj.net/departments/planning-and-development/development-services-division/city-standard-details-(dwg---pdf-formats).aspx

2. City of Jacksonville Standard Specifications
http://www.coj.net/departments/planning-and-development/development-services-division/city-standard-specifications.aspx

3. City of Jacksonville Land Development Procedures Manual
http://www.coj.net/departments/planning-and-development/development-services-division/land-development-procedures-manual.aspx

4. JEA Water and Sewer Standards
https://www.jea.com/Working_With_JEA/Engineering_and_Construction/Reference_Materials/Water_and_Sewer_Standards.aspx

5. Florida Department of Transportation Design Standards
http://www.dot.state.fl.us/rddesign/DesignStandards/Standards.shtm

6. Florida Department of Transportation Standard Specifications for Road and Bridge Construction (Divisions II & III), Special Provisions and Supplemental Specifications
http://www.dot.state.fl.us/programmanagement/specs.shtm

7. Florida Department of Transportation Drainage Manual
http://www.dot.state.fl.us/rddesign/Drainage/ManualsandHandbooks.shtm

8. Florida Department of Transportation Soils and Foundations Handbook
http://www.dot.state.fl.us/structures/Manuals/SFH.pdf

9. Instructions for Design Standards
http://www.dot.state.fl.us/structures/IDS/IDSportal.pdf

10. AASHTO - A Policy on Geometric Design of Highways and Streets
https://bookstore.transportation.org/collection_detail.aspx?ID=110

11. MUTCD - 2009
http://mutcd.fhwa.dot.gov/

12. Safe Mobility For Life Program Policy Statement
http://www.dot.state.fl.us/proceduraldocuments/procedures.shtm

13. Traffic Engineering and Operations Safe Mobility for Life Program
http://www.dot.state.fl.us/trafficoperations/Operations/SafetyisGolden.shtm

14. Florida Department of Transportation American with Disabilities Act (ADA) Requirements For Access To Department Facilities Procedure
http://www.dot.state.fl.us/proceduraldocuments/procedures.shtm

15. Florida Department of Transportation Florida Sampling and Testing Methods
http://www.dot.state.fl.us/statematerialsoffice/administration/resources/library/publications/fstm/disclaimer.shtm

16. Florida Department of Transportation Flexible Pavement Coring and Evaluation Procedure
http://www.dot.state.fl.us/statematerialsoffice/administration/resources/library/publications/materialsmanual/documents/v1-section32-clean.pdf

17. Florida Department of Transportation Design Bulletins and Update Memos

Docusign Envelope ID: 02A75E60-AE0F-44F8-9C52-4DD06091AD47

http://www.dot.state.fl.us/rddesign/Bulletin/Default.shtm

18. Florida Department of Transportation Utility Accommodation Manual
http://www.dot.state.fl.us/programmanagement/utilities/UAM.shtm

19. AASHTO LRFD Bridge Design Specifications
https://bookstore.transportation.org/category_item.aspx?id=BR

20. Florida Department of Transportation Flexible Pavement Design Manual
http://www.dot.state.fl.us/rddesign/PM/publicationS.shtm

21. Florida Department of Transportation Rigid Pavement Design Manual
http://www.dot.state.fl.us/rddesign/PM/publicationS.shtm

22. Florida Department of Transportation Pavement Type Selection Manual
http://www.dot.state.fl.us/rddesign/PM/publicationS.shtm

23. Florida Department of Transportation Right of Way Manual
http://www.dot.state.fl.us/rightofway/Documents.shtm

24. Florida Department of Transportation Traffic Engineering Manual
http://www.dot.state.fl.us/TrafficOperations//Operations/Studies/TEM/TEM.shtm

25. Federal Highway Administration Checklist and Guidelines for Review of Geotechnical Reports and Preliminary Plans and Specifications
http://www.fhwa.dot.gov/engineering/geotech/pubs/reviewguide/checklist.cfm

26. AASHTO Guide for the Development of Bicycle Facilities
https://bookstore.transportation.org/collection_detail.aspx?ID=116

27. Federal Highway Administration Hydraulic Engineering Circular Number 18 (HEC 18).
http://www.fhwa.dot.gov/engineering/hydraulics/library_arc.cfm?pub_number=17

28. Florida Department of Transportation Manual of Uniform Minimum Standards for Design, Construction and Maintenance for Streets and Highways
http://www.dot.state.fl.us/rddesign/FloridaGreenbook/FGB.shtm

29. Florida Department of Transportation Project Development and Environment Manual, Parts 1 and 2
http://www.dot.state.fl.us/emo/pubs/pdeman/pdeman1.shtm

30. Florida Department of Transportation Driveway Information Guide
http://www.dot.state.fl.us/planning/systems/programs/sm/accman/pdfs/driveway2008.pdf

31. AASHTO Highway Safety Manual
http://www.highwaysafetymanual.org/Pages/default.aspx

32. Florida Statutes
http://www.leg.state.fl.us/Statutes/index.cfm?Mode=View%20Statutes&Submenu=1&Tab=statutes&CFID=14677574&CFTOKEN=80981948

B. Innovative Aspects:
All innovative aspects shall be identified separately as such in the Technical Proposal. An innovative aspect does not include revisions to specifications, standards, or established City policies. Innovation should be limited to Design-Build Firm's means and methods, approach to Project, etc.

C. Geotechnical Services:

The Design-Build Firm shall be responsible for identifying and performing any geotechnical investigation, analysis and design of foundations, foundation construction, foundation load and integrity testing, and inspection dictated by the Project needs in accordance with City guidelines, procedures, and specifications.

Docusign Envelope ID: 02A75E60-AE0F-44F8-9C52-4DD06091AD47

All geotechnical work necessary shall be performed in accordance with the Governing Regulations. The Design-Build Firm shall be solely responsible for all geotechnical aspects of the Project.

D. City Commitments:

The Design-Build Firm will be responsible for adhering to the project commitments identified below: N/A

E. Environmental Permits:

1. Storm Water and Surface Water:

Plans shall be prepared in accordance with Chapters 373 and 403 (F.S.) and Chapters 40 and 62 (F.A.C.).

2. Permits:

All applicable data shall be prepared in accordance with Chapter 373 and 403, Florida Statutes, Chapters 40 and 62, Florida Administrative Code; Rivers and Harbors Act of 1899, Section 404 of the Clean Water Act, 23 CFR 771, 23 CFR 636, and parts 114 and 115, Title 33, Code of Federal Regulations. In addition to these Federal and State permitting requirements, any dredge and fill permitting required by local agencies shall be prepared in accordance with their specific regulations. Acquisition of all applicable permits will be the responsibility of the Design-Build Firm. Preparation of complete permit packages will be the responsibility of the Design-Build Firm, including but not limited to Environmental Resource Permitting (SJRWMD) and Construction Permitting (FDOT Connection Permit and Drainage Permit). As the permittee, the **City** is responsible for reviewing, approving, and signing, the permit application package including all permit modifications, or subsequent permit applications. If any agency rejects or denies the permit application, it is the Design-Build Firm's responsibility to make whatever changes necessary to ensure the permit is approved.

The Design-Build Firm will be required to pay all permit fees. Any fines levied by permitting agencies shall be the responsibility of the Design-Build Firm.

However, notwithstanding anything above to the contrary, upon the Design-Build Firm's preliminary request for extension of Contract Time being made directly to the **City** Engineer, the **City** reserves unto the **City** Engineer, in their sole and absolute discretion, according to the parameters set forth below, the authority to make a determination to grant a non-compensable time extension for any impacts beyond the reasonable control of the Design-Build Firm in securing permits. Furthermore, as to any such impact, no modification provision will be considered by the **City** Engineer unless the Design-Build Firm clearly establishes that it has continuously from the beginning of the Project aggressively, efficiently and effectively pursued the securing of the permits including the utilization of any and all reasonably available means and methods to overcome all impacts. There shall be no right of any kind on behalf of the Design-Build Firm to challenge or otherwise seek review or appeal in any forum of any determination made by the **City** Engineer under this provision.

F. Survey:

The Design-Build Firm shall perform all surveying and mapping services necessary to complete the Project including a comprehensive survey of all protected trees within the construction limits. Survey services must also comply with all pertinent Florida Statutes and applicable rules in the Florida Administrative Code. All field survey data will be furnished to the **city** surveyor in a **city** approved digital format, readily available for input and use in CADD Design files. All surveying and mapping work must be accomplished in accordance with the **department**'s Surveying Procedure, Topic Nos. 550-030-101; Right-of-Way Mapping Procedure, Topic No. 550-030-015; Aerial Surveying Standards for Transportation Projects Procedure, Topic No. 550-020-002. This work must comply with the Minimum Technical Standards for Professional Surveyors and Mappers, Chapter 5J-17, F.A.C., pursuant to Section 472.027, F.S. This survey also must comply with Chapter 177, F.S.

Docusign Envelope ID: 02A75E60-AE0F-44F8-9C52-4DD06091AD47

In the Design Criteria Package, the city may provide the site survey to the Design Build Firm selected for preparing the GMP & GCD (Section 4.1.A).

G. Verification of Existing Conditions:

The Design-Build Firm shall be responsible for verification of existing conditions, including research of all existing city records and other information.

By execution of the contract, the Design-Build Firm specifically acknowledges and agrees that the Design-Build Firm is contracting and being compensated for performing adequate investigations of existing site conditions sufficient to support the design developed by the Design-Build Firm and that any information is being provided merely to assist the Design-Build Firm in completing adequate site investigations. Notwithstanding any other provision in the contract documents to the contrary, no additional compensation will be paid in the event of any inaccuracies in the preliminary information.

H. Submittals:

Plans must meet the minimum contents of a particular phase submittal prior to submission for review. The particular phase of each submittal shall be clearly indicated on the cover sheet. Component submittals must be accompanied by sufficient information for adjoining components or areas of work to allow for proper evaluation of the component under review. Prior to providing the city with any submittals, the Design-Build Firm is required to perform a quality check of the submittal. If the submittal is incomplete or contains substantial errors, then the city will reject the submittal.

The Design-Build Firm shall provide copies of required review documents such as those listed below.

60% Component Plans

5 sets of 11" X 17" plans
5 sets of 11" X 17" each component set
5 copies of Preliminary Geotechnical Report
5 sets of documentation - structures
5 copies of Technical Special Provisions

90% Component Plans

5 sets of 11" X 17" plans
5 sets of 11" X 17" each component set
5 copies of Final Geotechnical Report
5 sets of documentation - structures
5 copies of Technical Special Provisions

Final Component Plans

5 sets of 11" X 17" plans
5 sets of 11" X 17" each component set
5 sets of final documentation
1 signed and sealed copy of Specifications Package
2 sets of electronic copies of Technical Special Provisions on CD

Construction Set:

1 set of 11"X 17" copies of the signed and sealed plans for the city to sign "Released for construction".

Final signed and sealed plans will be delivered to the city project manager a minimum of fifteen (15) calendar days (excluding Holidays) prior to construction of that component. The city project manager will send a copy of the final signed and sealed plans to the appropriate office for review and comment. Once all

Docusign Envelope ID: 02A75E60-AE0F-44F8-9C52-4DD06091AD47

comments have been satisfactorily resolved as determined by the city, the city Project Manager will initial, date, and sign each submittal as "Released for Construction". Only signed and sealed plans which are signed "Released for Construction" by the city project manager are valid and all work that the Design-Build Firm performs in advance of the city release of Plans will be at the Design-Build Firm's risk. To work at risk, the Design-Build Firm must submit signed and sealed plans and can begin working prior to the City's Project Manager providing signed "Release for Construction" plans. The Design-Build Firm shall notify the city five (5) days prior to starting work at risk. All work that the Design-Build Firm performs in advance of the city's release of Plans will be at the Design-Build Firm's risk.

As-Built Set:

The Design-Build Firm's Professional Engineer in responsible charge of the Project's design shall professionally endorse (sign, seal, and certify) the As-Built Plans, the special provisions and all reference and support documents.

The Design-Build Firm shall complete the As-Built Plans as the Project is being constructed. All changes made subsequent to the "Released for Construction" Plans shall be signed/sealed by the EOR. The As-Built Plans shall reflect all changes initiated by the Design-Build Firm or the city in the form of revisions. The record set shall be submitted prior to Project completion for city review and acceptance as a condition precedent to the city issuance of Final Acceptance.

The city shall review, certify, and accept the As-built Plans prior to issuing Final Acceptance of the project in order to complete the As-built Plans.

The Design-Build Firm shall furnish to the city, upon project completion, the following:

1 set of 11" X 17" signed and sealed plans
4 sets of 11" X 17" copies of the signed and sealed plans
5 sets of final documentation (if different from final component submittal)
2 Final Project CD's with Electronic As-built plans in CADD and PDF formats

I. Contract Term:

The design-build contract term shall be as set forth in Section 2.7 of this RFQ.

J. Project Schedule:

The Design-Build Firm shall submit a Project schedule which supports the established contract duration submitted as part of the Proposal. The Design-Build Firm's schedule should allow for up to fifteen (15) calendar days (excluding weekends and city observed Holidays) review time for city review of all submittals.

The minimum number of activities shall be those listed in the payout schedule and those listed below:

- Anticipated Award Date
- Design Submittals
- Design Survey
- Design Reviews by the city
- Design Review / Acceptance Milestones
- Materials Quality Tracking
- Geotechnical Investigation
- Start of Construction
- Clearing and Grubbing
- Construction Mobilization
- Environmental Permit Acquisition
- Permit Submittals

Docusign Envelope ID: 02A75E60-AE0F-44F8-9C52-4DD06091AD47

- Holidays (shown as non-work days)
- Additional Construction Milestones as determined by the Design-Build Firm
- Final Completion Date for All Work

K. Key Personnel/Staffing:

The Design-Build Firm's work shall be performed and directed by key personnel identified in the Technical Proposal by the Design-Build Firm. Any changes in the indicated personnel shall be subject to review and approval by the City Project Manager. The Design-Build Firm shall have available a professional staff that meets the minimum training and experience set forth in Florida Statute Chapter 455.

L. Meetings and Progress Reporting:

The Design-Build Firm shall anticipate periodic meetings with city personnel and other agencies as required for resolution of design and/or construction issues. These meetings may include:

- Technical issue resolution
- Permit agency coordination
- Scoping meetings
- Utility meetings
- Design kickoff meeting
- Comment resolution meetings
- Pre-construction meeting

During design, the Design-Build Firm shall meet with the city Design Project Manager on a monthly basis and provide a one-month look ahead of the activities to be completed during the upcoming month.

During construction, the Design-Build Firm shall meet with the City Construction Project Manager on a weekly basis and provide a one-week look ahead of the activities to be performed during the coming week.

The Design-Build Firm shall, on a monthly basis, provide written progress reports that describe the items of concern and the work performed on each task.

M. Public Involvement:

The Design-Build Firm may be required to attend and participate in Public Meetings at a time, date, and location to be determined by the city.

N. Quality Management Plan (QMP):

1. Design:

The Design-Build Firm shall be responsible for the professional quality, technical accuracy and coordination of all surveys, designs, drawings, specifications, geotechnical and other services furnished by the Design-Build Firm under this contract.

The Design-Build Firm shall provide a Design Quality Management Plan, which describes the Quality Control (QC) procedures to be utilized to verify, independently check, and review all design drawings, specifications, and other documentation prepared as a part of the contract. In addition, the QMP shall establish a Quality Assurance (QA) program to confirm that the Quality Control procedures are followed. The Design-Build Firm shall describe how the checking and review processes are to be documented to verify that the required procedures were followed. The QMP may be one utilized by the Design-Build Firm, as part of their normal operation or it may be one specifically designed for the Project. The Design-Build Firm shall submit a QMP within fifteen (15) working days following issuance of the written Notice to Proceed. A marked up set of prints from the Quality Control review will be sent in with each review submittal. The responsible Professional Engineers or Professional Surveyor that performed the Quality Control review, as well as the QA manager, will sign a statement certifying that the review was conducted.

Docusign Envelope ID: 02A75E60-AE0F-44F8-9C52-4DD06091AD47

The Design-Build Firm shall, without additional compensation, correct all errors or deficiencies in the surveys, designs, drawings, specifications, and/or other services.

No fabrication, casting, or construction will occur until all related design review and shop drawing review comments are resolved.

2. Construction:

The Design-Build Firm shall be responsible for developing and maintaining a Construction Quality Control Plan which describes their Quality Control procedures to verify, check, and maintain control of key construction processes and materials.

The Construction QC Plan will describe the sampling, testing, and reporting of all materials tests that are anticipated to be needed during the construction phase of the Project. The Design-Build Firm will ensure that the requirements of the city and department technical standards are met. As the City will be performing QA Reviews and Materials Testing as part of their CEI Process, the Design-Build Firm will provide a schedule of all anticipated testing for at least fifteen (15) days prior to any test.

The City shall maintain its rights to inspect construction activities and request any documentation from the Design-Build Firm to ensure quality products and services are being provided in accordance with city requirements and the Construction QC Plan.

O. Schedule of Values:

The Design-Build Firm will be responsible for invoicing the City based on current invoicing policy and procedure. Invoicing will be based on the completion or percentage of completion of major, well-defined tasks as defined in the schedule of values. Final payment will be made upon final acceptance by the city of the Design-Build Project. Tracking DBE participation will be required under normal procedures. The Design-Build Firm must submit the schedule of values to the city for approval. No invoices shall be submitted prior to city approval of the schedule of values.

Upon receipt of the invoice, the City Project Manager will make judgment on whether or not work of sufficient quality and quantity has been accomplished by comparing the reported percent complete against actual work accomplished.

P. Construction Engineering and Inspection:

The city is responsible for providing Construction Engineering and Inspection (CEI) and Quality Assurance Engineering.

The Design-Build Firm is subject to the **City's** Independent Assurance (IA) Procedures.

Q. Testing:

The city or its representative will perform verification and resolution testing services in accordance with the latest Specifications.

R. Adjoining Construction Projects:

The Design-Build Firm shall be responsible for coordinating construction activities with other construction Projects that are impacted by or impact this Project. This includes Projects under the jurisdiction of local governments, the city, or other regional and state agencies.

S. Use of City Owned Right of Way and Easements:

Use of City owned Right of Way by the Design-Build Firm for the purpose of equipment or material storage, lay-down facilities, pre-cast material fabrication sites, batch plants for the production of asphalt, concrete or

Docusign Envelope ID: 02A75E60-AE0F-44F8-9C52-4DD06091AD47

other construction related materials, etc. shall require advance approval by the **City**. Use of **City** owned Right of Way by the Design-Build Firm for these purposes is expressly limited to the Projects contemplated as part of this RFQ.

T. Design Issue Escalation:

All issues are to be directed to the City Project Manager. If the issue cannot be resolved at this level the City Project Manager shall forward the issue to the next level in the process. The escalation process begins with the City Project Manager, followed by the City Paving and Drainage Design Section Manager, and, if necessary to the City Engineer. Each level shall have a maximum of seven (7) calendar days (excluding weekends and City observed holidays), to answer, resolve or address the issue. The seven (7) calendar days (excluding weekends and City observed holidays) period is a response time and does not infer resolution. Questions may be expressed verbally and followed up in writing. The City Project Manager will respond in a timely manner but not to exceed seven (7) calendar days (excluding weekends and City observed holidays). The Design-Build Firm shall provide any available supporting documentation. The Design-Build Firm shall provide a similar issue escalation process for their organization with personnel of similar levels of responsibility.
The City Engineer will have the final authority on design decisions.

U. Construction Clarification, Conflict Resolution, and Issue Escalation:

In the event that construction problems occur, the resolution of those problems will be processed in one of the following two ways unless revised by a Partnering agreement:

- If the resolution does not change the original intent of the technical proposal/RFQ, then the Design-Build Firm Engineer of Record (EOR) will be responsible for developing the design solution to the construction problem and the City Project Manager will be responsible for review and response within ten (10) calendar days (excluding weekends and City observed holidays). The City Project Manager will either concur with the proposed solution or, if the City Project Manager has concerns, the issue will be escalated as described in the process below.
- If the resolution does alter the original intent of the technical proposal/RFQ then the EOR will develop the proposed solution, and send it to the City Project Manager for review and response. The City Project Manager will respond to the proposed solution within ten (10) calendar days (excluding weekends and City observed holidays). The City Project Manager will either concur with the proposed solution or the issue will be escalated as described in the process below. Changes to the original intent of the technical proposal/RFQ will require a contract change order.
- All issues are to be directed to the City Project Manager. If the issue cannot be resolved at this level the City Project Manager shall forward the issue to the next level in the process. The escalation process begins with the City Project Manager, followed by the City Construction Management Section Manager, and, if necessary, is escalated to the City Engineer. Each level shall have a maximum of seven (7) calendar days (excluding weekends and City observed holidays) to answer, resolve or address the issue. The seven (7) calendar days (excluding weekends and City observed holidays) period is a response time and does not infer resolution. Questions may be expressed verbally and followed up in writing. The City Project Manager will respond in a timely manner but not to exceed seven (7) calendar days (excluding weekends and City observed holidays). The Design-Build Firm shall provide any available supporting documentation.

Docusign Envelope ID: 02A75E60-AE0F-44F8-9C52-4DD06091AD47

SUBJECT: Request for Qualifications - Design Build Services -Fire Station #'s 66,67 and 76

BID #: CDB-0164-22 **OPEN DATE: 11/16/22**

COMPETITIVE SEALED PROPOSAL EVALUATION COMMITTEE

KIND AND BASIS OF CONTRACT: CONSTRUCTION – FROM DATE OF CONTRACT EXECUTION THROUGH PROJECT COMPLETION

AGENCY: PUBLIC WORKS

BASIS OF AWARD: EVALUATION CRITERIA

NUMBER OF BIDS INVITED: 47 **NUMBER RECEIVED:** 3 **OTHER:** 0

SUMMARY OF BIDS AND RECOMMENDED ACTIONS:
Public Works received three (3) responses for the subject RFQ. Based on the review of the responses and average scores, recommend approval to conduct interviews with the top three (3) highest scoring firms listed in alphabetical order below:

3. Acon Construction – 78.50
1. Auld & White Contractors – 86.50
2. Steller Group – 81.50

Attachments: Recommendation Memo, Tabulation and Scoring Matrix and Specifications

ANALYST JACLYN STAMOS

RESPECTFULLY SUBMITTED DUSTIN FREEMAN, CHIEF PROCUREMENT DIVISION

CONCURRENCE BY: Robin G. Smith P.E. Chief, Engineering and Construction Management

(ALL AWARD ACTIONS SUBJECT TO LAWFULLY APPROPRIATED FUNDS)
ACTION OF CSPEC COMMITTEE ON RECOMMENDATIONS ABOVE

MEMBERS APPROVING 5 MEMBERS DISAPPROVING 0 DATE: 3/2/2023

OTHER

ACTION OF AWARDING AUTHORITY DATE 3/2/23

APPROVED ✓ DISAPPROVED:

OTHER:

SIGNATURE OF AUTHENTICATION

Brian Hughes
Chief Administrative Officer
For: Mayor Lenny Curry
Under Authority of:
Executive Order No: 2019-02

Docusign Envelope ID: 02A75E60-AE0F-44F8-9C52-4DD06091AD47

City of Jacksonville, Florida

Lenny Curry, Mayor

Procurement Division
Ed Ball Building
214 N. Hogan Street, Suite 800
Jacksonville, Florida 32202

ONE CITY. ONE JACKSONVILLE.

MEMORANDUM

TO: **Competitive Sealed Proposal Evaluation Committee ("CSPEC")**

FROM: **Gregory Pease, Chief of Procurement**

DATE: **September 20, 2022**

RE: **REQUEST FOR APPROVAL TO UTILIZE COMPETITIVE SEALED PROPOSAL PROCESS**

Pursuant to Chapter 126, Part 7, § 126.701 approval is requested to utilize the Competitive Sealed Proposal process to select the most qualified Design Build Service (RFQ) for **Fire Stations 66,67 & 76** for the Public Works Department. As a follow-up to the same, the CSPEC is now requested to review and approve the solicitation documents attached hereto.

More specifically, the CSPEC is requested to review and approve the evaluation criteria as outlined in the attached Request for Qualifications ("RFQ"). Procurement's review in this matter has revealed that:

> The attached Certification Letter and the Scope of Services received from the using agency appear to be in order.
>
> The RFQ **has been** reviewed and approved by Risk Management regarding insurance and indemnification requirements.
>
> The RFQ **has been** reviewed and approved by EBO regarding JSEB participation goals and EBO recommends: 20% Participation

It is requested that the CSPEC take these issues into consideration in its review and/or approval in this matter.

CSPEC APPROVAL

Finance Director or designee

Procurement Chief or designee

General Counsel or designee

Department/Agency Representative

Public Works Director or designee