

# **Jacksonville Tree Commission**

**Wednesday Sept. 17, 2025, 9:30 AM**  
**Ed Ball Building, 10<sup>th</sup> Floor, Conference Room 5**  
**and Zoom Webinar**

**Commissioners:** Curtis Hart, Chair  
Susan Fraser  
Raul Arias  
Nina Sickler  
William Burke, Vice Chair  
Alden Howell

**Advisors:** Jonathan Colburn  
Shannon MacGillis  
Jose Regueiro  
Justin Gearhart

**Staff:** Joe Rainey

## **AGENDA**

*Order of Agenda is Subject to Change*

- 1. Call to Order - Chair**
- 2. Roll Call and Verification of Quorum – Chair**
- 3. Submittal of Speaker’s Cards – Chair**
  - a) A raised hand icon will be acknowledged by the Chair.
  - b) For those attending in person, paper speakers’ cards will be available.
- 4. Public Comment:**
- 5. Action Items:**
  - a) Approval of Minutes: August 20th, 2025 Meeting
  - b) Financial Report for Ordinance Tree Fund (15304), Charter Tree Fund (15305) and BJP (Attachment D) – Jose Regueiro
  - c) Fund Status of 630-CITY, Remove & Replace and Level 2 Programs (Attachment E) – Justin Gearhart
  - d) Level 3 Project Proposal: NONE

**e) Level 2 Project Proposal**

- i. Gatorbowl and Bay St. – Justin Gearhart
- ii. Marjenhoff Park – Kathleen McGovern
- iii. Resilient Ribault – Kathleen McGovern
- iv. Dames Point Park – Kathleen McGovern

**d) Updated Additions to Approved Species List Soapberry – Jonathan Colburn**

**6. Reports:**

- a) Status of Level 2 Tree Projects (Attachment F) – Justin Gearhart
- b) Parks Department Project Update – Kathleen McGovern/Jill Enz
- c) UFMP Update/Tree Commission Urban Forest Management Plan –Dr. Jennifer Hinton
- d) Task Force Update: Update

**7. New Business:**

**8. Old Business:**

SPAR 2025 Canopy Wooden Ballard Quote – Jonathan Colburn

**9. Adjournment** – Next meeting October 15th, 2025, 9:30am-11:30am as a Hybrid/Webinar meeting in Ed Ball Building, 10<sup>th</sup> Floor, Public Works Office, conference room 5.





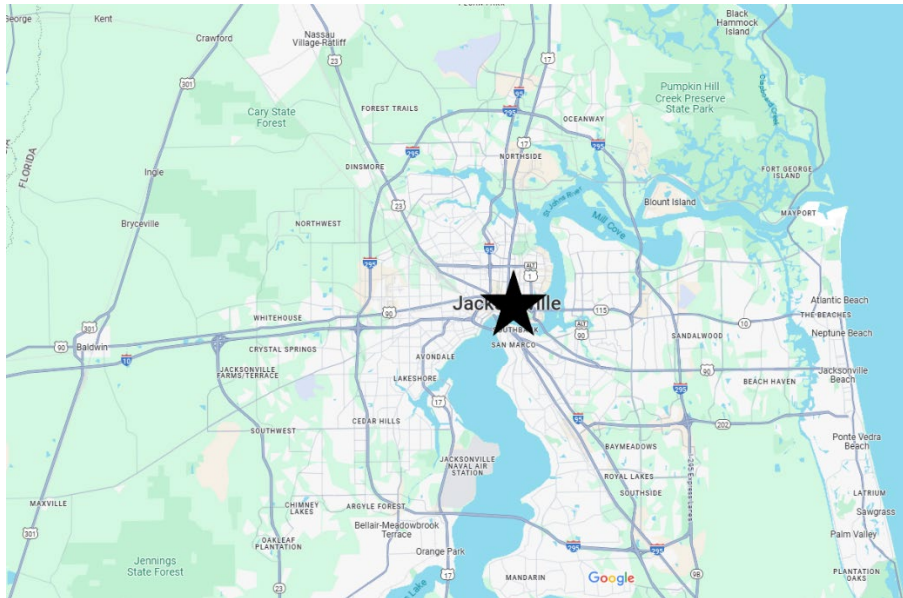
## **Gator Bowl and Bay Street Level II**

### **Scope of Work**

#### **Description:**

A tree planting project has been requested for planting in the right of way of the intersection of Gator Bowl Blvd and A Philip Randolph St. This project will take place in City Council District 7 and includes the planting of a variety trees that will serve as an aesthetic improvement and a heat reduction purpose. In addition, these plantings will help to filter and slow down stormwater runoff before reaching the city's stormwater management infrastructure. This project includes the planting of 25 total trees, with no tree removals necessary. To see a map of the planting plan, please see: <https://pg-cloud.com/JacksonvilleFL/?scenario=Gator-Bowl-And-Bay-Street-Level-2>. All trees will be planted on public right of way areas within Duval County.

*Approximate location of planting project within Duval County.*



## **LEVEL 2 COMMUNITY ORGANIZATION TREE PLANTING PROGRAM**

The form below provides individual citizens and organizations with the opportunity to suggest a location for a tree planting project within Duval County that proposes to use funds from the City of Jacksonville Tree Protection and Related Expenses Trust Fund. If a citizen or organization is interested in suggesting a planting location for the City to implement, then use this form.

### **Requirements to utilize this program:**

1. The location of the proposed planting must be:
  - a. In Duval County; and
  - b. On public property, such as a road right-of-way; a local, state or national park; Duval County School Board property, etc.

### **Complete the following information below:**

1. Name/title of project: Gator Bowl and Bay Street Level 2
2. Legal name of organization/citizen making suggestion:  
Justin Gearhart
3. Organization or citizen mailing address:  
609 Saint Johns Bluff Rd N, Jacksonville, Florida 32225
4. Contact phone number: 904-255-4327  
Contact e-mail: Jgearhart@coj.net
5. Location/address of planting project:  
Gator Bowl and A Philip Ranolph ROW
6. Has project information been shared with the Council Member of the district? Yes
7. Rationale for project (include information about the public benefit of the project):  
Open area in high traffic area, that could use better aesthetic and canopy benefits
8. Description of project:  
Adding several shade trees and understory plants to compliment existing space, 25 trees in total. Selection was done for aesthetic and traffic purposes to avoid conflicts.

If a citizen/organization is interested in proposing a project that they want to administer and implement, a more comprehensive application (Level 3) can be found at the following link: <http://www.coj.net/departments/public-works/tree-commission>.

\*\*To Be Completed By City of Jacksonville/Public Works Staff Only\*\*

## Level 2 - Community Organization Tree Planting Program Staff Checklist

Total number of trees to be installed 25  Project is to be planted on Public Land  
 Total number of trees to be removed 0  Project is located in Duval County

Project Title:  
Gator Bowl and Bay Street

Activity	Complete
1 The species of trees are appropriately located.	JG
2 The number and placement of trees is appropriate.	JG
3 Trees being planted are approved pursuant to the 'Tree Commission Approved Tree Planting List.'	JG
4 Shade Trees are preferred; if non-shade trees are proposed, the use is appropriated/acceptable.	JG
5 Less than 25% of the total species of trees being planted are palms.	0% JG
6 The planting will not interfere with utilities or sight line requirements.	JG
7 The project does not include incidental landscaping. If so, the applicant must justify the reason for its inclusion.	JG
8 Construction required? Yes <input type="checkbox"/> No <input checked="" type="checkbox"/> If yes, are costs reasonable?	JG
9 Irrigation installed? Yes <input type="checkbox"/> No <input checked="" type="checkbox"/> If yes, are costs reasonable?	JG
10 The cost of the species of trees selected do not outweigh the benefits of the trees.	JG
11 Low maintenance plants are utilized.	JG
12 Location of plant material and irrigation (if applicable) has minimum adverse impact over time on infrastructure such as walks and roads.	JG
13 Species of trees being planted are beneficial to the City's tree canopy.	JG
14 The project provides unique benefit to the neighborhood, Council District, or City.	JG
15 The project has been reviewed with and meets the needs of the requesting entity.	JG
16 The Councilmember has been notified of the project.	JG

COMMENTS:

---



---



---



August 28, 2025

Re: Gator Bowl and Bay Street Level 2

In accordance with bid #72167-25, Liberty Landscape Supply proposes the following to include all labor, materials, equipment, taxes, delivery, installation, **2 Year Non-Irrigated** warranty, insurance, etc. for Gator Bowl and Bay Street Level 2: <https://pg-cloud.com/JacksonvilleFL/?scenario=Gator-Bowl-And-Bay-Street-Level-2>

ITEM	QUANTITY	PRICE/UNIT(NON-IRR)	TOTAL
Callistemon 2.5" Cal, 6' Ht, STD, 30G (Bottlebrush)	10	\$881.01	\$8810.10
Chionanthus Retusa 2" Cal, 8' Ht, 4' Spd, STD, 30G or 24" B&B, (Chinese Fringe Tree)	11	\$1,215.83	\$13,374.13
Quercus Virginiana 3" Cal, 12' Ht, 6' Spd, 65G or 36" B&B, (Live Oak)	2	\$1,425.47	\$2,850.94
Magnolia Grandiflora 3" Cal, 12' Ht, 6' Spd, 65G or 36" B&B, (Southern Magnolia)	2	\$1,658.32	\$3,316.64
10% Contingency			\$2,835.18
	25 Trees		\$31,186.99

Respectfully

Mike Zaffaroni, Owner/President

Liberty Landscape Supply

13385 N Main St

Jacksonville, FL 32218



Filters Applied

### LEGEND

Jacksonville, FL

- Layer: Trees
- Display by: Species
- Symbology: Spread Radius

You're viewing the **Gator Bowl and Bay St Level 2** trees.

Showing 25 of 25 sites.

- SHOW ALL TREES
- SHOW WORK ORDERS

- Toggle All
- Bottlebrush (10)
- Chinese Fringe Tree (11)
- Live Oak (2)
- Southern magnolia (2)

### Charts

### Layers

- ROW
- Sample Streets
- 7% Sample
- City Allocated Parcels
- Boundary
- Council Districts
- Parcels
- Streets

50 ft

Google





A NEW DAY.

## **Marjenhoff Park – Level 2 Tree Planting**

**1955 Southhampton Rd. Jacksonville, FL 32207**

Marjenhoff Park is situated in Reed's Subdivision, just east of the City's San Marco area. The neighborhood was named for its developer, Harrison Reed, who served as governor of Florida from 1868-1873. From 1907 to 1932, South Jacksonville was a separate municipality, to which Lilla M. White conveyed the land for the park in 1923. The site remained little more than a swamp until Alex D. Marjenhoff, a resident who lived near the site and also served on the South Jacksonville City Council from 1928 to 1932, initiated efforts to develop the park in 1929. At the residents' request, the City named the park in honor of Mr. Marjenhoff in October 1931. Today, the park is a favorite spot for small group picnics and quiet relaxation. A new playground was installed, Spring 2025. The site still suffers from inundation after heavy rains, so the tree plantings are proposed as an effort to reduce this and absorb some of the excess rainwater. Trees were selected that perform well in intermittently inundated sites and will also provide shade to the recent playground installation.

<https://www.pg-cloud.com/JacksonvilleFL/?scenario=Marjenhoff>



## **LEVEL 2 COMMUNITY ORGANIZATION TREE PLANTING PROGRAM**

The form below provides individual citizens and organizations with the opportunity to suggest a location for a tree planting project within Duval County that proposes to use funds from the City of Jacksonville Tree Protection and Related Expenses Trust Fund. If a citizen or organization is interested in suggesting a planting location for the City to implement, then use this form.

### **Requirements to utilize this program:**

1. The location of the proposed planting must be:
  - a. In Duval County; and
  - b. On public property, such as a road right-of-way; a local, state or national park; Duval County School Board property, etc.
2. The number of trees requested may not exceed 200.

### **Complete the following information below:**

1. Name/title of project: Marjenhoff Park
2. Legal name of organization/citizen making suggestion:  
COJ Parks
3. Organization or citizen mailing address:  
214 N. Hogan St.
4. Contact phone number: 904-255-7906  
Contact e-mail: kmcgovern@coj.net
5. Location/address of planting project:  
1955 Southhampton Rd. Jacksonville FL 32207
6. Has project information been shared with the Council Member of the district? Yes
7. Rationale for project (include information about the public benefit of the project):  
Park experiences frequent inundation, making it inaccessible to residents
8. Description of project:  
Additional trees to aid in absorption of excess inundation after heavy rains. Tree selection based on species suited for waterlogged soils as well as shade trees for new playground installation.

If a citizen/organization is interested in proposing a project that they want to administer and implement, a more comprehensive application (Level 3) can be found at the following link: <http://www.coj.net/departments/public-works/tree-commission>.

\*\*To Be Completed By City of Jacksonville/Public Works Staff Only\*\*

## Level 2 - Community Organization Tree Planting Program Staff Checklist

Total number of trees to be installed \_\_\_\_\_

Project is to be planted on Public Land

Total number of trees to be removed 0

Project is located in Duval County

Project Title:

MARTENHOFF PARK

Activity		Complete
1	The species of trees are appropriately located.	✓
2	The number and placement of trees is appropriate.	✓
3	Trees being planted are approved pursuant to the 'Tree Commission Approved Tree Planting List'.	✓
4	Shade Trees are preferred; if non-shade trees are proposed, the use is appropriated/acceptable.	✓
5	Less than 25% of the total species of trees being planted are palms.	✓
6	The planting will not interfere with utilities or sight line requirements.	✓
7	The project does not include incidental landscaping. If so, the applicant must justify the reason for its inclusion.	✓
8	Construction required? Yes <input type="checkbox"/> No <input checked="" type="checkbox"/> If yes, are costs reasonable?	✓
9	Irrigation installed? Yes <input type="checkbox"/> No <input checked="" type="checkbox"/> If yes, are costs reasonable?	✓
10	The cost of the species of trees selected do not outweigh the benefits of the trees.	✓
11	Low maintenance plants are utilized.	✓
12	Location of plant material and irrigation (if applicable) has minimum adverse impact over time on infrastructure such as walks and roads.	✓
13	Species of trees being planted are beneficial to the City's tree canopy.	✓
14	The project provides unique benefit to the neighborhood, Council District, or City.	✓
15	The project has been reviewed with and meets the needs of the requesting entity.	✓
16	The Councilmember has been notified of the project.	✓

COMMENTS:

# Level 2 Tree Planting


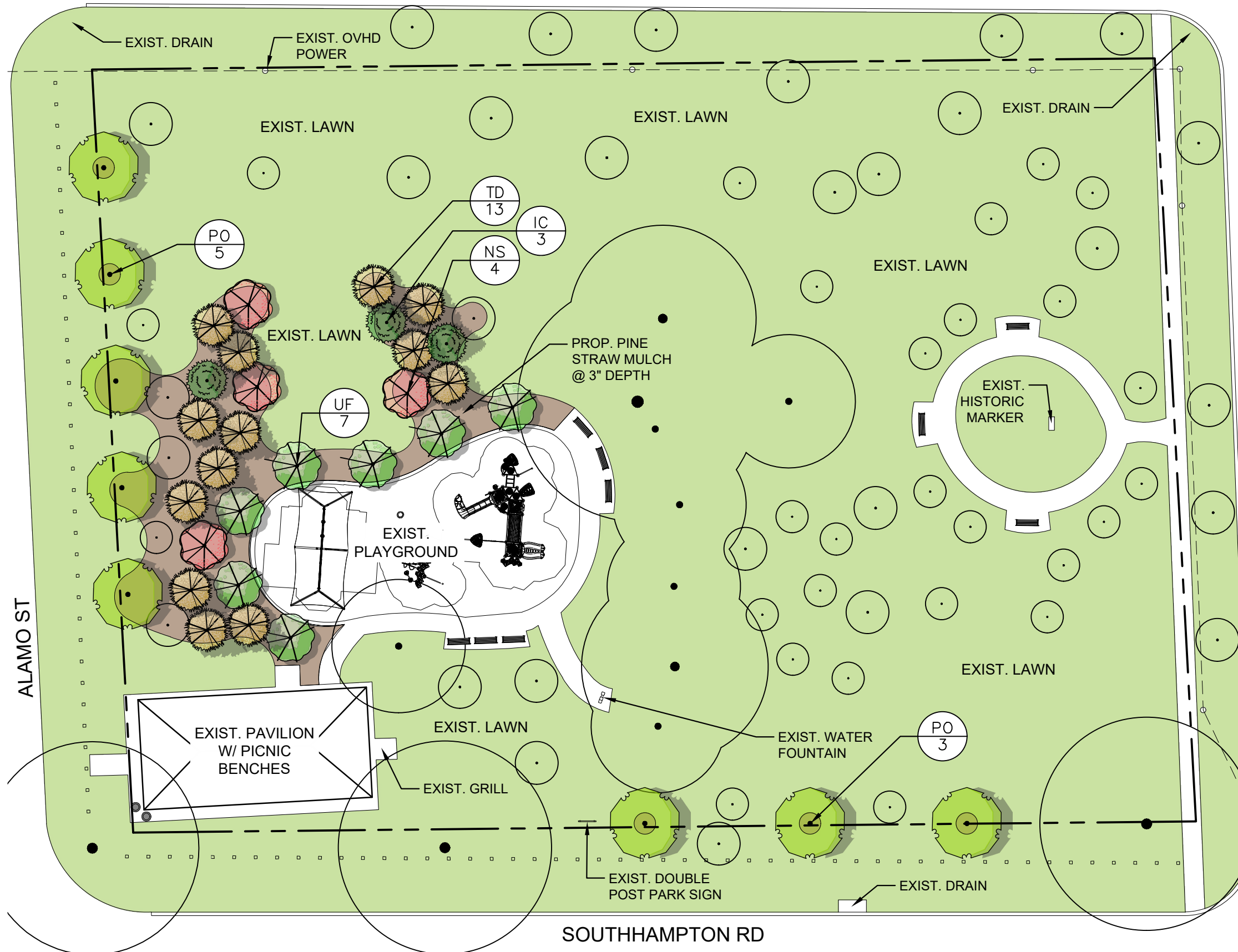
Marjenhoff Park Level 2 Tree Planting				
Description	Unit	Quantity	Unit Price*	Extended Price
<u>Platanus occidentalis</u> Sycamore 4" Cal., 14' Ht., 8' Spd., 40" B&B	EA	8	\$1,400.00	\$11,200.00
<u>Ulmus americana</u> Florida Elm 2" Cal., 10' Ht., 5' Spd., 24" B&B or 25 Gal.	EA	7	\$750.00	\$5,250.00
<u>Taxodium distichum</u> Baldcypress 2" Cal., 10' Ht., 5' Spd. Min., 24" B&B or 25 Gal. 4' CT Standard	EA	13	\$640.00	\$8,320.00
<u>Nyssa sylvatica</u> Blackgum 1.5" Cal., 5' Ht. 2.5' Spd., 15 G	EA	4	\$400.00	\$1,600.00
<u>Ilex cassine</u> Dahoon Holly 2" Cal., 8' Ht., 2.5' Spd. Min., 24" B&B or 30 Gal. Full to Base	EA	3	\$900.00	\$2,700.00
Pine Straw mulch installed for tree planting island beds	EA	576	\$10.00	\$5,760.00
<b>Subtotal</b>		35 trees		<b>\$34,830.00</b>

\*Unit prices include 1-year warranty/maintenance of plant material per Contract CP-0459-22

HUNTSFORD RD

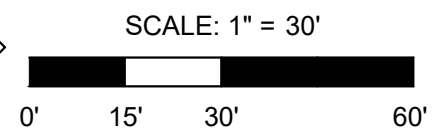
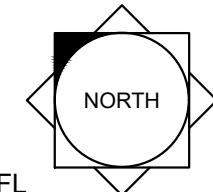
**Tree Legend**

**Concept Legend**



SYMBOL	FEATURE
	EXISTING TREE TO REMAIN
	PINE STRAW MULCH
	EXISTING LAWN
	EXISTING CONCRETE WALK
	EXISTING CONCRETE CURB
	EXISTING BENCH
	EXISTING WATER FOUNTAIN
	EXISTING BOLLARD
	EXISTING TRASH RECEPTACLE
	EXISTING DUAL POST PARK SIGN
	EXISTING OVERHEAD POWERLINE W/ POLE(S)






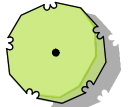




\*NOTE: THIS DRAWING IS CONCEPTUAL AND ITS ACCURACY VARIES.\*



**MARJENHOFF PARK: TREE PLANTING PLAN**  
 ADDRESS: 1955 SOUTHHAMPTON RD, JACKSONVILLE, FL 32207

DATE: 09.05.2025 DRAWN BY: JOHN JOHNSTON, ASLA, PLA  
 PARKS, RECREATION, & COMMUNITY SERVICES | CITY OF JACKSONVILLE, FL

**PLANT SCHEDULE : MARJENHOFF PARK**

<u>PHOTO</u>	<u>SYMBOL</u>	<u>CODE</u>	<u>BOTANICAL / COMMON NAME</u>	<u>CALIFER</u>	<u>CONTAINER</u>	<u>HEIGHT</u>	<u>SPREAD</u>	<u>NATIVE?</u>	<u>NOTES</u>	<u>QTY</u>
<b>TREES</b>										
		IC	Ilex cassine / Dahoon Holly	2" Cal.	30G OR 24" B&B	8' Min.	2.5' Min.	Yes	Full to Base	3
		NS	Nyssa sylvatica / Black Gum	1.5" Cal.	15G	5'	2.5'	Yes		4
		PO	Platanus occidentalis / American Sycamore	4" Cal.	100G OR 40" B&B	14'	8'	Yes		8
		TD	Taxodium distichum / Bald Cypress	2" Cal.	25G OR 24" B&B	10' Min.	5' Min.	Yes	4' CT, Standard	13
		UF	Ulmus americana floridana / Florida Elm	2" Cal.	25G OR 24" B&B	10' Ht. Min.	5' Min.	Yes		7

**MARJENHOFF PARK: TREE PLANTING SCHEDULE**

ADDRESS: 1955 SOUTHAMPTON RD, JACKSONVILLE, FL 32207

DATE: 09.05.2025 DRAWN BY: JOHN JOHNSTON, ASLA, PLA

PARKS, RECREATION, & COMMUNITY SERVICES | CITY OF JACKSONVILLE, FL



A NEW DAY.

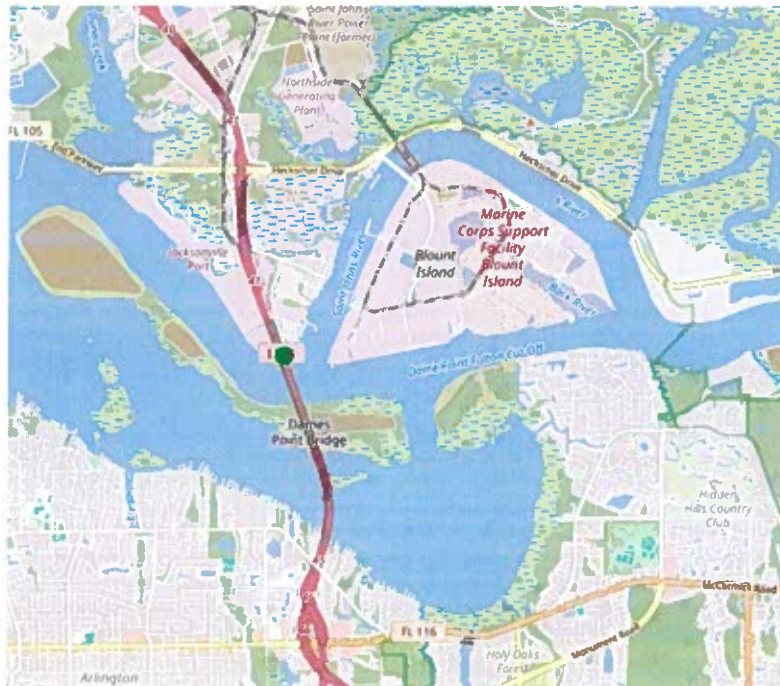
## **Dames Point Park & El Faro Memorial – Level 2 Tree Planting**

**9101 Dames Point Road Jacksonville FL 32226**

The park opened in June of 1989 and is built on part of the original South Berlin and Dames Point communities. Also located here is the El Faro Memorial, created in memory of those that were on the El Faro Cargo Ship which was a Jacksonville-based ship that was lost at sea in 2015. A statue was erected to memorialize the ship's deceased crew members.


On September 29, 2015, the cargo ship El Faro left Jacksonville for its regular round-trip voyage to San Juan, Puerto Rico. In the coming days, the boat and crew crossed paths with Hurricane Joaquin, a Category 4 hurricane. In the early hours of October 1, the 791-foot vessel disappeared beneath the waves. All 33 crew members aboard were lost, making it the worst U.S. maritime disaster in decades. The memorial was placed at the park as it was one of the last spots of home that the crew saw.

Native tree species were selected based on ability to sustain salt spray and to provide shade to the new playground and picnic area. Additional evergreens plantings will provide a buffer from adjacent parcels and enhance the serenity of the site. The trees will add to the tranquility of the memorial. The link below will access the canopy planner where the tree sites are recorded. <https://pg-cloud.com/JacksonvilleFL/?scenario=Dames-Point>



# Dames Point Park

- Common Name**
- Live Oak (9)
  - Southern magnolia (4)
  - Walters Viburnum (7)
  - Winged elm (6)
  - Yanpon Holly (5)





# Level 2 Tree Planting

## Dames Point Park Level 2 Tree Planting

Description	Unit	Quantity	Unit Price*	Extended Price
<i>Quercus virginiana</i> Live Oak 4" Cal., 14' Ht., 8' Spd., 40" B&B	EA	9	\$1,700.00	\$15,300.00
<i>Ulmus alata</i> Winged Elm 3" Cal., 12' Ht., 6' Spd., 36" B&B	EA	6	\$1,200.00	\$7,200.00
<i>Maqnoia grandiflora</i> 'DD Blanchard' 4" Cal., 12' Ht., 6' Spd., 40" B&B	EA	4	\$1,750.00	\$7,000.00
<i>Ilex vomitoria</i> - Yaupon 3 Tks. 8' Ht. 5' Spd., 45 G	EA	5	\$700.00	\$3,500.00
<i>Viburnum obovatum</i> - Walter's Viburnum 3 Tks. 8' Ht. 45G	EA	7	\$900.00	\$6,300.00
<b>Subtotal</b>		<b>31</b>		<b>\$39,300.00</b>

\*Unit prices include 1-year warranty/maintenance of plant material per Contract CP-0459 22

**\*\*To Be Completed By City of Jacksonville/Public Works Staff Only\*\***

## Level 2 - Community Organization Tree Planting Program Staff Checklist

Total number of trees to be installed 31

Project Title:

Project is to be planted on Public Land

Total number of trees to be removed 0

DAMES POINT PARK

Project is located in Duval County

Activity		Complete
1	The species of trees are appropriately located.	✓
2	The number and placement of trees is appropriate.	✓
3	Trees being planted are approved pursuant to the 'Tree Commission Approved Tree Planting List'.	✓
4	Shade Trees are preferred; if non-shade trees are proposed, the use is appropriated/acceptable.	✓
5	Less than 25% of the total species of trees being planted are palms.	✓
6	The planting will not interfere with utilities or sight line requirements.	✓
7	The project does not include incidental landscaping. If so, the applicant must justify the reason for its inclusion.	✓
8	Construction required? Yes <input type="checkbox"/> No <input checked="" type="checkbox"/> If yes, are costs reasonable?	✓
9	Irrigation installed? Yes <input type="checkbox"/> No <input checked="" type="checkbox"/> If yes, are costs reasonable?	✓
10	The cost of the species of trees selected do not outweigh the benefits of the trees.	✓
11	Low maintenance plants are utilized.	✓
12	Location of plant material and irrigation (if applicable) has minimum adverse impact over time on infrastructure such as walks and roads.	✓
13	Species of trees being planted are beneficial to the City's tree canopy.	✓
14	The project provides unique benefit to the neighborhood, Council District, or City.	✓
15	The project has been reviewed with and meets the needs of the requesting entity.	✓
16	The Councilmember has been notified of the project.	✓

**COMMENTS:**

---



---



---

## **LEVEL 2 COMMUNITY ORGANIZATION TREE PLANTING PROGRAM**

The form below provides individual citizens and organizations with the opportunity to suggest a location for a tree planting project within Duval County that proposes to use funds from the City of Jacksonville Tree Protection and Related Expenses Trust Fund. If a citizen or organization is interested in suggesting a planting location for the City to implement, then use this form.

### **Requirements to utilize this program:**

1. The location of the proposed planting must be:
  - a. In Duval County; and
  - b. On public property, such as a road right-of-way; a local, state or national park; Duval County School Board property, etc.
2. The number of trees requested may not exceed 200.

### **Complete the following information below:**

1. Name/title of project: Dames Point Park
2. Legal name of organization/citizen making suggestion:  
Becca Wright
3. Organization or citizen mailing address:  
214 N. Hogan St.
4. Contact phone number: 9904-255-7906  
Contact e-mail: kmcgovern@coj.net
5. Location/address of planting project:  
9101 Dames Point Rd. Jacksonville FL 32226
6. Has project information been shared with the Council Member of the district? Yes
7. Rationale for project (include information about the public benefit of the project):  
Improvements to include new playground and picnic shelter would benefit from addition of shade trees to reduce heat index, provide buffer from adjacent uses.
8. Description of project:  
Shade trees to surround new playground, placement of shade trees and screening trees on the perimeter of open active space.

If a citizen/organization is interested in proposing a project that they want to administer and implement, a more comprehensive application (Level 3) can be found at the following link: <http://www.coj.net/departments/public-works/tree-commission>.



A NEW DAY.

### **Resilient Ribault – Level 2 Tree Planting**

Resilient Ribault is a joint initiative by St. Johns Riverkeeper and LISC Jacksonville to improve the Ribault River, Trout River, and Moncrief Creek watersheds, which are vulnerable to flooding and pollution. The project aims to enhance community health, water quality, and environmental resilience through an ongoing environmental quality assessment, community cleanups, and educational events that connect residents to the area's history and natural resources. The goals include: Improve water quality and address pollution sources in the Ribault River and Moncrief Creek, promote environmental justice by addressing the vulnerability of communities within the watersheds, build resilience against flooding and other environmental challenges and strengthen community connections to the river and local history.

St. Johns Riverkeeper and LISC Jacksonville identified potential areas within City of Jacksonville Parks, Preserves and Boat Ramps that could benefit from adding trees – many are adjacent to riverfront sites or experience frequent inundation. Species were selected to bring additional shade, improve water quality, and absorb excessive inundation. These projects, as well as Riverview, Northshore, and Richardson Rd. (already in progress) will bring the total number of trees planted/requested in this target area to 329.

#### **Trees proposed at the following locations:**

**TK Stokes Boat Ramp**

**Charles B. Clark**

**Forestview Park**

**Yancey Park**

**Charles Reese Park**

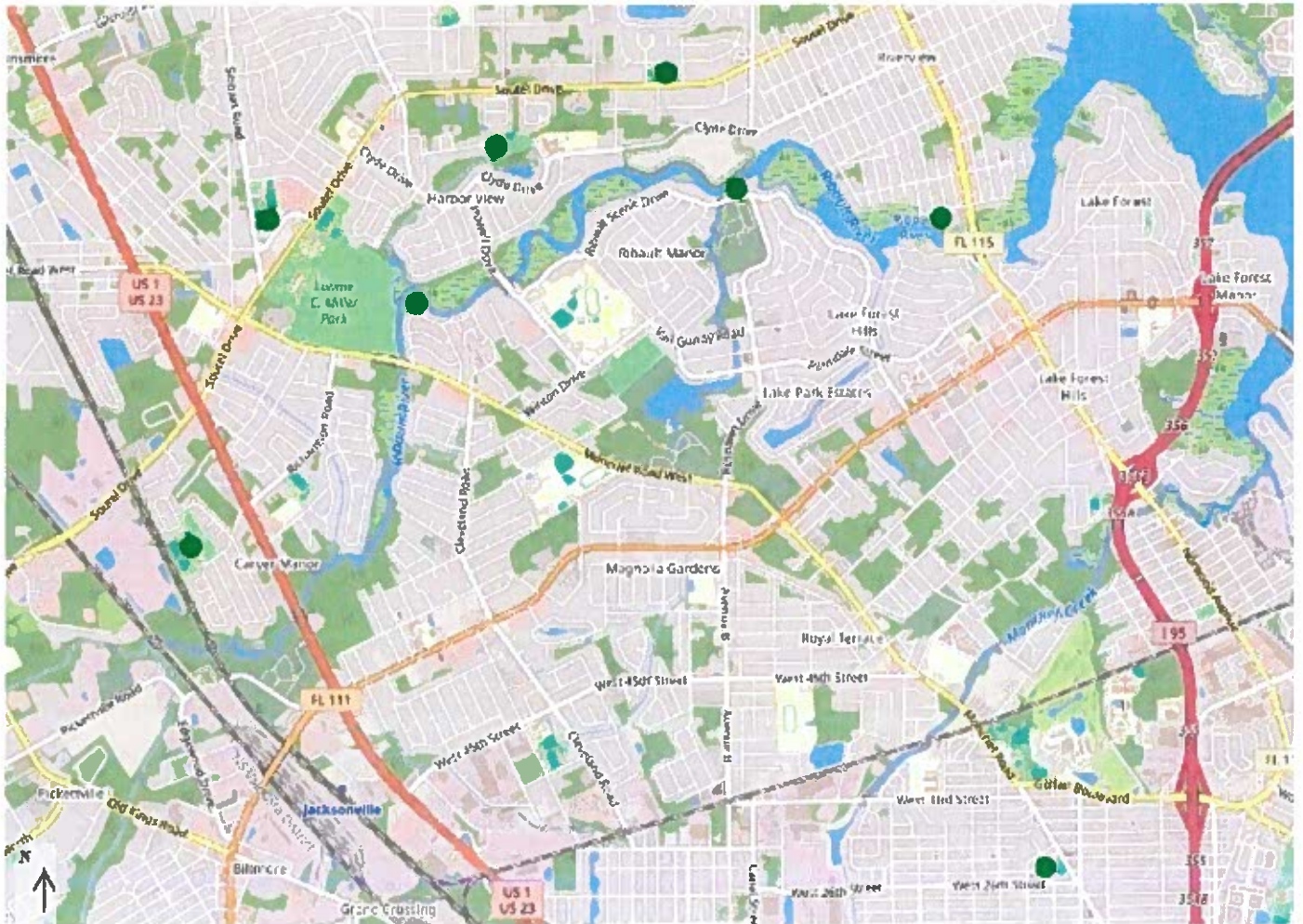
**Simonds-Johnson Park**

**Johnnie Walker Park & Pool**

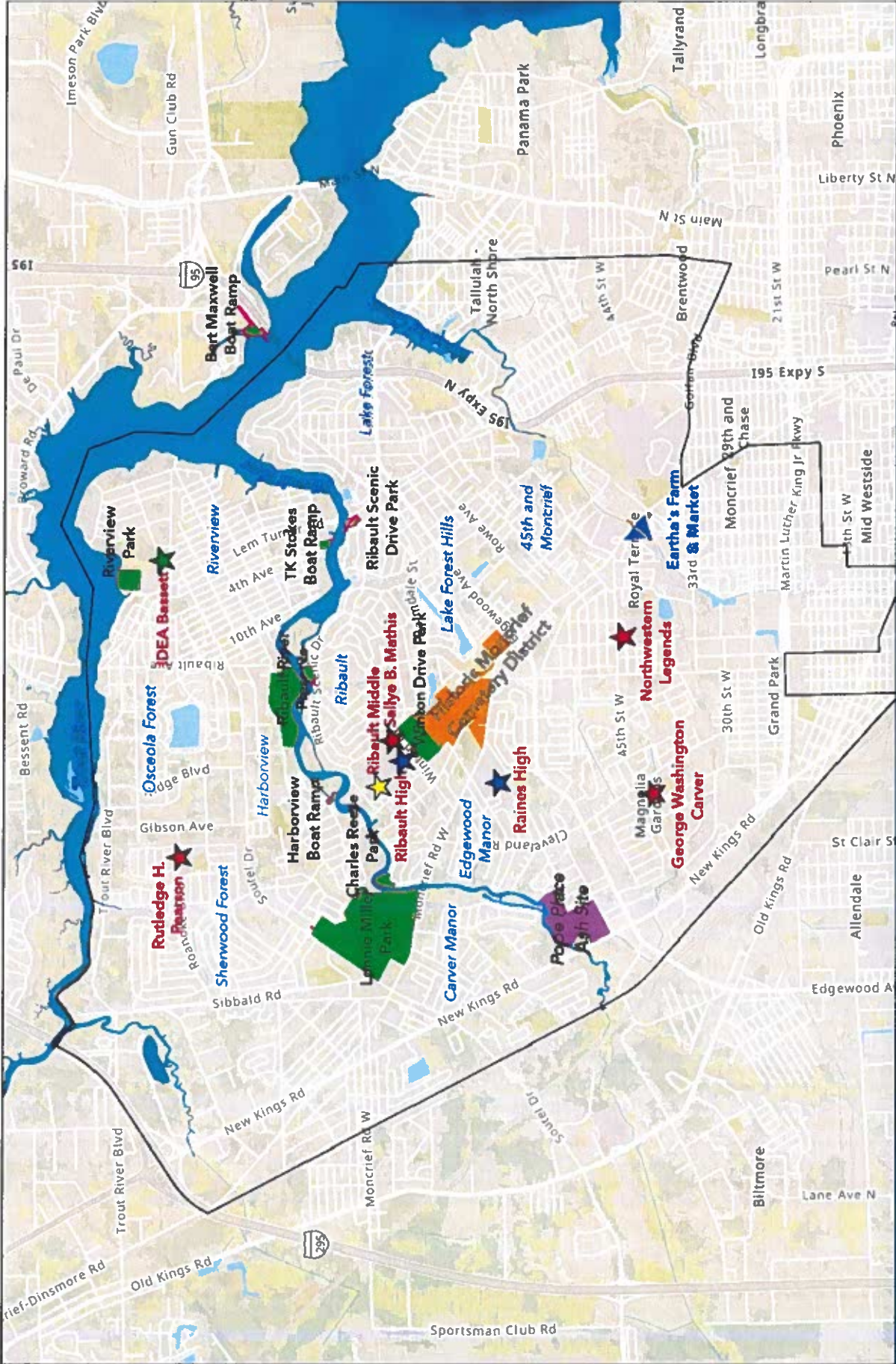
**Ribault Preserve**



A NEW DAY.



Please see <https://pg-cloud.com/JacksonvilleFL/> for digital viewing of the projects



# Resilient Ribault



**IJSC JACKSONVILLE**

## Resilient Ribault Park Level 2 Tree Planting

### TK Stokes Boat Ramp

Description	Unit	Quantity	Unit Price*	Extended Price
<i>Quercus virginiana</i> Live Oak 4" Cal., 14' Ht., 8' Spd., 40" B&B	EA	4	\$1,700.00	\$6,800.00
<i>Ilex attenuata</i> - East Palatka Holly 3" 12' Ht., 4' Spd. 65 G or 36" B&B	EA	7	\$1,200.00	\$8,400.00
<i>Taxodium distichum</i> Baldcypress 3" Cal., 14' Ht., 6' Spd., 36" B&B	EA	6	\$1,235.00	\$7,410.00
<b>Subtotal</b>		17		<b>\$20,210.00</b>

### Charles B. Clark

Description	Unit	Quantity	Unit Price*	Extended Price
<i>Quercus virginiana</i> Live Oak 4" Cal., 14' Ht., 8' Spd., 40" B&B	EA	7	\$1,700.00	\$11,900.00
<i>Magnolia grandiflora</i> 'DD Blanchard' 4" Cal., 14' Ht., 6' Spd., 40" B&B	EA	5	\$1,750.00	\$8,750.00
<i>Quercus shumardii</i> Shumard Oak 4" Cal., 14' Ht., 100 G or 40" B&B	EA	6	\$1,600.00	\$9,600.00
<b>Subtotal</b>		18		<b>\$30,250.00</b>

### Forestview Park

Description	Unit	Quantity	Unit Price*	Extended Price
<i>Quercus virginiana</i> Live Oak 3" Cal., 12' Ht., 6' Spd., 36" B&B	EA	6	\$1,100.00	\$6,600.00
<i>Platanus occidentalis</i> American Sycamore 3" Cal., 12' Ht., 6' Spd., 36" B&B	EA	6	\$1,100.00	\$6,600.00
<b>Subtotal</b>		12		<b>\$13,200.00</b>

### Yancey Park

Description	Unit	Quantity	Unit Price*	Extended Price
<i>Quercus virginiana</i> Live Oak 3" Cal., 12' Ht., 6' Spd., 36" B&B	EA	2	\$1,100.00	\$2,200.00
<i>Juniperus silicicola</i> Southern Redcedar 3" Cal., 10' Ht., 4' Spd., 36" B&B	EA	9	\$1,000.00	\$9,000.00
<i>Magnolia grandiflora</i> 'DD Blanchard' 3" Cal., 14' Ht., 6' Spd., 36" B&B	EA	3	\$1,550.00	\$4,650.00
<i>Pinus palustris</i> Longleaf Pine 4" Cal., 14' Ht., 4' Spd., 40" B&B	EA	2	\$900.00	\$1,800.00
<b>Subtotal</b>		16		<b>\$17,650.00</b>

Charles Reese Park					
Description	Unit	Quantity	Unit Price*	Extended Price	
<u>Quercus virginiana</u> Live Oak 3" Cal., 12' Ht., 6' Spd., 36" B&B	EA	1	\$1,100.00	\$1,100.00	
<u>Toxodium distichum</u> Baldcypress 3" Cal., 14' Ht., 6' Spd., 36" B&B	EA	5	\$1,235.00	\$6,175.00	
<b>Subtotal</b>		<b>6</b>		<b>\$7,275.00</b>	
Simonds-Johnson Park					
Description	Unit	Quantity	Unit Price*	Extended Price	
<u>Quercus virginiana</u> Live Oak 4" Cal., 14' Ht., 8' Spd., 40" B&B	EA	9	\$1,700.00	\$15,300.00	
<u>Quercus shumardii</u> Shumard Oak 4" Cal., 14' Ht., 100 G or 40" B&B	EA	3	\$1,600.00	\$4,800.00	
<b>Subtotal</b>		<b>12</b>		<b>\$20,100.00</b>	
Johnnie Walker Park & Pool					
Description	Unit	Quantity	Unit Price*	Extended Price	
<u>Quercus virginiana</u> Live Oak 3" Cal., 12' Ht., 6' Spd., 36" B&B	EA	10	\$1,100.00	\$11,000.00	
<u>Maqnoia grandiflora</u> 'DD Blanchard' 3" Cal., 14' Ht., 6' Spd., 36" B&B	EA	3	\$1,550.00	\$4,650.00	
<u>Betula nigra</u> Riverbirch 3" Cal., 14' Ht., 6' Spd., 36" B&B	EA	3	\$1,000.00	\$3,000.00	
<u>Quercus shumardii</u> Shumard Oak 3" Cal., 12' Ht., 36" B&B	EA	4	\$1,600.00	\$6,400.00	
<b>Subtotal</b>		<b>20</b>		<b>\$25,050.00</b>	
Ribault Preserve					
Description	Unit	Quantity	Unit Price*	Extended Price	
<u>Ilex vomitoria</u> Yaupon Holly 1.5" Cal., 6' Ht., 4' Spd., Min. 3 Tks.	EA	9	\$550.00	\$4,950.00	
<u>Prunus umbellata</u> Flatwoods Plum 1.5" Cal., 5' Ht., 15 G	EA	7	\$350.00	\$2,450.00	
<u>Nyssa sylvatica</u> Blackgum 1.5" Cal., 5' Ht., 2.5' Spd., 15 Gal.	EA	9	\$400.00	\$3,600.00	
<u>Viburnum obovatum</u> Walters Viburnum Min. 3 Tks @ 4-6' Ht., 2.5' Spd., 15 Gal.	EA	20	\$750.00	\$15,000.00	
Pine Needles applied to grouped tree plantings to inhibit weed growth	EA	150	\$10.00	\$1,500.00	
<b>Subtotal</b>				<b>\$27,500.00</b>	
				<b>\$161,235.00</b>	

\*Unit prices include 1-year warranty/maintenance of plant material per Contract CP-0459-22



# TK Stokes Park

- Common Name**
- Bald Cypress (6)
  - Eagleston Holly (7)
  - Live Oak (4)

Church of the Lord  
Jesus Christ of the

2nd Ave

Riverview St

Riverview St

Riverview Medical Center

Stokes Park

N ↑

Ribault River

100 ft

# Charles B. Clark Park

## Common Name

- Live Oak (7)
- Simard oak (6)
- Southern magnolia (5)



Unique Childcare and Learning Academy

Charles B. Clark Community Park and Pool

Charles B. Clark Community Park and Pool

Sourel Dr

Leander J Shaw Jr Dr

Sibbald Rd

Sibbald Rd

Bronson Ln


Bronson Ln

200 ft



# Forestview Park

Common Name  
● American Sycamore (6)  
● Live Oak (6)



# Yancey Park

## Common Name

- Live Oak (2)
- Longleaf pine (2)
- Southern magnolia (3)
- Southern Redcedar (9)



Wilton Ave

Altamont Ave E

Altamont Ave E

Wilton Ave

Soutel Dr

115A


100 ft

Google

# Charles Reese Park

## Common Name

- Bald Cypress (5)
- Live Oak



100 ft

Ken Knight Dr

Ribault River

Ribault River


Charles Reese Memorial Park

Map data ©2025 Imagery ©2025 Airbus Maxar Technologies

# Simonds-Johnson Park

Common Name

- Live Oak (9)
- Shinnard oak (3)



St. Matthew Baptist Church



W 28th St

Moncrief Rd

W 27th St

W 27th St

West 27th Street Church of Christ

Park by Mike's house

Simonds-Johnson Park

Royal Ct Ln

Mason



# Johnnie Walker Park

## Common Name

- Live Oak (10)
- River birch (3)
- Shumard oak (4)
- Southern magnolia (3)











200 ft





**PLANT SCHEDULE : RIBAULT RIVER PRESERVE**

PHOTO	SYMB.	CODE	BOTANICAL / COMMON NAME	CALIBER	CONTAINER	HEIGHT	SPREAD	NATIVE	NOTES	CITY
		IV	Ilex vomitoria / Yaupon Holly	1.5 Cal.	15G	4 to 6'	4'	Yes	Multi-Trunk, Min. 3 Trunks	9
		NS	Nyssa sylvatica / Black Gum	1.5 Cal.	15G	5'	2.5'	Yes		9
		PF	Prunus umbellata / Flatwoods Plum	1.5 Cal.	15G	5'	2.5'	Yes		7
		VC	Viburnum coccineum / Walter's Viburnum	N/A	15G	4 to 6'	2.5'	Yes	Multi-Trunk, Min. 3 Trunks	20

**RIBAULT RIVER PRESERVE: TREE PLANTING SCHEDULE**

ADDRESS: 2617 RIBAULT SCENIC DRIVE, JACKSONVILLE, FL 32208

DATE: 09.03.2025 DRAWN BY: JOHN JOHNSTON, ASLA, PLA  
 PARKS, RECREATION, & COMMUNITY SERVICES | CITY OF JACKSONVILLE, FL

\*\*To Be Completed By City of Jacksonville/Public Works Staff Only\*\*

## Level 2 - Community Organization Tree Planting Program Staff Checklist

Total number of trees to be installed 146

Project is to be planted on Public Land

Total number of trees to be removed 0

Project is located in Duval County

Project Title:

RESILIENT RIBAULT LEVEL 2

Activity	Complete
1 The species of trees are appropriately located.	✓
2 The number and placement of trees is appropriate.	✓
3 Trees being planted are approved pursuant to the 'Tree Commission Approved Tree Planting List.'	✓
4 Shade Trees are preferred, if non-shade trees are proposed, the use is appropriated/acceptable.	✓
5 Less than 25% of the total species of trees being planted are palms.	✓
6 The planting will not interfere with utilities or sight line requirements.	✓
7 The project does not include incidental landscaping. If so, the applicant must justify the reason for its inclusion.	✓
8 Construction required? Yes <input type="checkbox"/> No <input checked="" type="checkbox"/> If yes, are costs reasonable?	✓
9 Irrigation installed? Yes <input type="checkbox"/> No <input checked="" type="checkbox"/> If yes, are costs reasonable?	✓
10 The cost of the species of trees selected do not outweigh the benefits of the trees.	✓
11 Low maintenance plants are utilized.	✓
12 Location of plant material and irrigation (if applicable) has minimum adverse impact over time on infrastructure such as walks and roads.	✓
13 Species of trees being planted are beneficial to the City's tree canopy.	✓
14 The project provides unique benefit to the neighborhood, Council District, or City.	✓
15 The project has been reviewed with and meets the needs of the requesting entity.	✓
16 The Councilmember has been notified of the project.	✓

COMMENTS:

---



---



---

## Potential Trees to Add to Approved Species List For Planting

Soapberry tree (*Sapindus saponaria*, inclusive of *Sapindus marginatus*/*Sapinus saponaria* var. *marginatus*)



Reported to iTree  
Natural area near St. Johns River



David Eickhoff Flickr account, Hawaii 2010

- **USDA Hardiness Zone:** 7-11, with a winged population in S. Florida designated 10-11 while other winged populations of uncertain relationship to the South Florida population exist in Coastal Georgia.
- **Mature Height:** 30 ft, occasionally to 40 ft
- **Mature Spread:** 25-35 ft
- **Growth Rate:** Medium
- **Availability:** Available
- **Drought Tolerance:** High
- **Salt Tolerance:** High
- **Light Requirements:** Full sun to shade, possibly depending on population. Locally, may do best in shade or partial sun.
- **Native Origin:** Native to North America, including Florida. Taxonomy is disputed, affecting definition of native range. This tree in some or all forms is native to Jacksonville.
- **Soil Drainage:** Needs a well-drained site.
- **Foliage:** Evergreen in warmer conditions, deciduous in cooler conditions with leaves turning yellow.

# **City of Jacksonville**

## **Tree Commission Financial Highlights August 31, 2025**

1. Combined Revenues for Fiscal YTD are \$7.52M compared to \$5.54M Aug-24. An increase of \$1.98M year-on-year.
2. Combined Expenses for Fiscal YTD are \$3.56M compared to \$5.26M on Aug-24. A decrease of \$1.69M year-on-year.
3. Combined Revenues for Aug-25 were \$820.7K compared to \$510.3K for Aug-24, an increase of \$310.4K. Meanwhile, expenses were \$760.3K and \$95.4K on Aug-25 and Aug-24, respectively.
4. Total unallocated funds were \$25.8M for Aug-25.

**City of Jacksonville**  
**Tree Commission**  
**Financials Combined**  
**Balance Sheet**  
**August 31, 2025**

<b>Cash</b>	39,582,357.82	
-------------	---------------	--

<b>Accounts Payable</b>	48,453.55	
Other Adjustments	-	

<b>Fund Balance</b>		
Beginning Fund Balance	35,621,970.65	
YTD Gain\Loss	3,960,387.17	
Adjusted Fund Balance	39,582,357.82	

**Available Balance Calculation**

<b>Cash</b>	39,582,357.82	Bank Funds
Less:		
AP	48,453.55	
Other Adjustments	-	
Funds Available	9,666,828.93	Appropriated Funds by City Council
Encumbrances (Open POs)	4,069,536.51	Appropriated and Allocated
<b>Sub-Total Adjustments</b>	<b>13,784,818.99</b>	

<b>Unappropriated/Unallocated</b>	25,797,538.83	Funds 15304 & 15305
-----------------------------------	---------------	---------------------

<b>BJP Unallocated Funds</b>	-	Better Jacksonville Plan * Funds Available Moved to County-Wide Tree Prog
------------------------------	---	------------------------------------------------------------------------------

\* Better Jacksonville funds were appropriated to Activity 378 - County Wide Tree Prog Right of Way Not in Ordinance Fund.

**City of Jacksonville**  
**Tree Commission**  
**Financials Combined**  
**Statement of Activity**  
**August 31, 2025**

	<u>Actuals</u>		<u>Budget</u>
	<u>31-Aug</u>	<u>YTD</u>	
<b>Revenues</b>			
Ordinance appropriation			530,506.00
Tree Mitigation Funds - Article 25	39,950.00	894,418.00	
Investment Pool Earnings	117,838.44	1,088,342.71	
Contributions From Private Sources	658,721.00	5,504,953.67	
Misc Sales and Charges	-	-	
Contribution-Loss Deductible	4,237.92	37,080.56	
Transfer from fund balance	-	-	
Total	<u>820,747.36</u>	<u>7,524,794.94</u>	<u>530,506.00</u>
<b>Expenses</b>			
Summarized expenses	760,251.16	3,564,407.77 *	14,800,773.21
<b>Net</b>	<u>60,496.20</u>	<u>3,960,387.17</u>	<u>(14,270,267.21)</u>

\* Budget is comprised of current year budget and prior year carry forward.

**City of Jacksonville**  
**Tree Commission**  
**Ordinance - 15304 - Tree Protection & Related Expenditures**  
**Balance Sheet**  
**August 31, 2025**

<b><u>Equity in Pooled Cash</u></b>	28,436,951.19
-------------------------------------	---------------

<b><u>Accounts Payable</u></b>	14,815.06
--------------------------------	-----------

<b>Other Adjustments</b>	-
--------------------------	---

**Fund Balance**

Beginning Fund Balance	25,306,786.95
------------------------	---------------

YTD Gain\Loss	3,130,164.24
---------------	--------------

Adjusted Fund Balance	<u>28,436,951.19</u>
-----------------------	----------------------

**Available Balance Calculation**

Cash	28,436,951.19
------	---------------

Less:

AP	14,815.06
----	-----------

Other Adjustments	-
-------------------	---

Funds Available(Budget)	7,867,384.98
-------------------------	--------------

Encumbrances (Open POs)	3,687,709.43
-------------------------	--------------

<b>Sub-Total Adjustments</b>	<u>11,569,909.47</u>
------------------------------	----------------------

<b>Unappropriated/Unallocated</b>	<u><u>16,867,041.72</u></u>
-----------------------------------	-----------------------------

**City of Jacksonville**  
**Tree Commission**  
**Ordinance - 15304 - Tree Protection & Related Expenditures**  
**Statement of Activity**  
**August 31, 2025**

	<u>31-Aug</u>	<u>YTD</u>	<u>Budget</u>
<b>Revenues</b>			
Ordinance appropriation			530,506.00
Tree Mitigation Funds - Article 25	-	54,396.00	
Investment Pool Earnings	84,508.27	779,412.81	
Contributions From Private Sources	658,721.00	5,504,953.67	
Misc Sales and Charges	-	-	
Contribution-Loss Deductible	4,237.92	37,080.56	
<b>Total Revenue</b>	<u>747,467.19</u>	<u>6,375,843.04</u>	<u>530,506.00</u>
<b>Expenses</b>			
Expenses	713,012.47	3,245,678.80	14,800,773.21
<b>Net</b>	<u>34,454.72</u>	<u>3,130,164.24</u>	<u>(14,270,267.21)</u>



**City of Jacksonville**  
**Tree Commission**  
**Charter - 15305- Tree Mitigation & Related Expenditures**  
**Balance Sheet**  
**August 31, 2025**

<b><u>Equity in Pooled Cash</u></b>	11,145,406.63
<b><u>Accounts Payable</u></b>	33,638.49
<b><u>Fund Balance</u></b>	
Beginning Fund Balance 10/1/24	10,315,183.70
YTD Gain\Loss	<u>830,222.93</u>
Adjusted Fund Balance	<u>11,145,406.63</u>
Available Balance Calculation	
Cash	11,145,406.63
Less:	
AP	33,638.49
Funds Available	1,799,443.95
Encumbrances (Open POs)	<u>381,827.08</u>
Sub-total	<u>2,214,909.52</u>
<b>Unappropriated/Unallocated</b>	<u><u>8,930,497.11</u></u>

**City of Jacksonville**  
**Tree Commission**  
**Charter - 15305- Tree Mitigation & Related Expenditures**  
**Statement of Activity**  
**August 31, 2025**

	Actuals		Budget
	31-Aug	YTD	
<b>Revenues</b>			-
Tree Mitigation Funds - Article 25	39,950.00	840,022.00	
Investment Pool Earnings	33,330.17	308,929.90	
	<u>73,280.17</u>	<u>1,148,951.90</u>	
<b>Expenses</b>			
Trust Fund Authorized Expenditures	47,238.69	318,728.97	-
<b>Net</b>	<u>26,041.48</u>	<u>830,222.93</u>	<u>-</u>

Aug-25

Ledger COJ PL - Modified Accrual

Fund 15304 Tree Protection & Related

Account	Description	Beginning Balance (USD)	Debits (USD)	Credits (USD)	Ending Balance (USD)
104001	Equity in Pooled Cash Account	28,405,516.94	1,154,611.06	668,473.37	28,891,654.63
104201	Cash - JP Accounts Payable	-133,413.00	0.00	56,525.00	-189,938.00
104206	Cash - JP General Deposit	-1,323,448.40	6,190,297.86	4,175,595.86	691,253.60
104299	Bank Clearing	-527,070.43	4,170,734.86	4,165,907.30	-522,242.87
104998	Zero Invoice Clearing	-2,077.50	0.00	0.00	-2,077.50
104999	Cash Clearing	-416,883.61	0.00	0.00	-416,883.61
201101	Vouchers Payable Account	-693,649.07	7,826,952.73	7,148,118.72	-14,815.06
216101	Accrued Payroll Payable	-2,187.98	2,187.98	0.00	0.00
284101	Fund Balance - Unassigned Account	-25,306,786.95	0.00	0.00	-25,306,786.95
					-3,130,164.24
					-28,436,951.19
343750	Tree Mitigation Funds - Article 25	0.00	0.00	54,396.00	-54,396.00
361101	Investment Pool Earnings	0.00	0.00	779,412.81	-779,412.81
366020	Contributions From Private Sources	0.00	104,277.00	5,609,230.67	-5,504,953.67
369400	Contribution-Loss Deductible	0.00	0.00	37,080.56	-37,080.56
512010	Permanent and Probationary Salaries	0.00	63,986.74	4,717.29	59,269.45
514010	Salaries Overtime	0.00	5,993.46	940.14	5,053.32
521020	Medicare Tax	0.00	901.44	73.12	828.32
522070	Disability Trust Fund-ER	0.00	192.03	14.15	177.88
522130	GEPP Defined Contribution DC-ER	0.00	7,486.44	551.92	6,934.52
523010	Group Dental Plan	0.00	165.00	7.50	157.50
523030	Group Life Insurance	0.00	86.02	3.65	82.37
523040	Group Hospitalization Insurance	0.00	12,908.50	586.75	12,321.75
524001	City Employees Worker's Compensation	0.00	2,991.12	0.00	2,991.12
545020	General Liability Insurance	0.00	289.63	0.00	289.63
549006	Trust Fund Authorized Expenditures	0.00	5,856,474.98	2,699,042.04	3,157,432.94
549032	Clothing, Clean, Shoe Transfer Allow	0.00	140.00	0.00	140.00
<b>Total for Fund 15304</b>		0.00	25,400,676.85	25,400,676.85	-3,130,164.24

Aug-25

Ledger

Fund

Account	Description	Beginning Balance (USD)	Debits (USD)	Credits (USD)	Ending Balance (USD)
104001	Equity in Pooled Cash	8,515,013.70	389,096.97	6,184.07	8,897,926.60
104201	Cash - JP Accounts Payable	-2,295.00	0.00	0.00	-2,295.00
104206	Cash - JP General Deposit	1,802,465.00	840,022.00	345,473.28	2,297,013.72
104299	Bank Clearing	0.00	271,490.28	285,090.48	-13,600.20
201101	Vouchers Payable Account	0.00	308,477.14	342,115.63	-33,638.49
284101	Fund Balance - Unassigned	-10,315,183.70	0.00	0.00	-10,315,183.70
					-830,222.93
					-11,145,406.63
343750	Tree Mitigation Funds - Article	0.00	0.00	840,022.00	-840,022.00
361101	Investment Pool Earnings	0.00	0.00	308,929.90	-308,929.90
549006	Trust Fund Authorized	0.00	336,606.37	17,877.40	318,728.97
<b>Total for</b>		0.00	2,145,692.76	2,145,692.76	-830,222.93

End of Report

Search

Amount Type

\* Budget Period

Funds Available

Currency USD

\* Fund

\* Center

\* Account

\* Project

\* Activity

\* Interfund

\* Future

Budget Balances

View

Fund	Center	Account	Project	Activity	Interfund	Future	Year to Date Period	Initial Budget	Budget Adjustments	Total Budget	Commitments	Obligations	Expenditures	Funds Available Amount
15304	151004	549006	000000	00000378	00000	0000000	Aug-25	0.00	3,070,924.88	3,070,924.88	0.00	428,854.98	530,135.67	2,111,934.23
15304	151004	549006	000000	00000541	00000	0000000	Aug-25	0.00	10,283.00	10,283.00	0.00	0.00	0.00	10,283.00
15304	151004	549006	000000	00001315	00000	0000000	Aug-25	0.00	5,019,754.02	5,019,754.02	0.00	1,878,032.05	2,011,857.68	1,129,864.29
15304	151004	549006	000000	00001316	00000	0000000	Aug-25	0.00	140,238.62	140,238.62	0.00	0.00	0.00	140,238.62
15304	151004	549006	000000	00001623	00000	0000000	Aug-25	0.00	3,677,648.60	3,677,648.60	0.00	1,211,246.21	0.00	2,466,402.39
15304	151004	549512	000000	00000982	00000	0000000	Aug-25	0.00	363.81	363.81	0.00	0.00	0.00	363.81
15304	151004	549521	000000	00000982	00000	0000000	Aug-25	0.00	330.42	330.42	0.00	0.00	0.00	330.42
15304	151004	549533	000000	00000982	00000	0000000	Aug-25	0.00	0.50	0.50	0.00	0.00	0.00	0.50
15304	151004	582001	000000	00000982	00000	0000000	Aug-25	0.00	1,600.00	1,600.00	0.00	0.00	0.00	1,600.00
15304	154006	512010	000000	00000000	00000	0000000	Aug-25	70,315.00	-2,499.41	67,815.59	0.00	0.00	59,269.45	8,546.14
15304	154006	514010	000000	00000000	00000	0000000	Aug-25	0.00	-3,655.79	-3,655.79	0.00	0.00	5,053.32	-8,709.11
15304	154006	518001	000000	00000000	00000	0000000	Aug-25	0.00	0.00	0.00	0.00	0.00	0.00	0.00
<b>Total</b>								<b>573,834.00</b>	<b>14,226,939.21</b>	<b>14,800,773.21</b>	<b>0.00</b>	<b>3,687,709.43</b>	<b>3,245,678.80</b>	<b>7,867,384.98</b>

	<u>8/31/2025</u>	<u>7/31/2025</u>	<u>MoM Variance</u>
Total Budget	14,800,773.21	14,800,773.21	-
Encumbrance	3,687,709.43	4,213,441.91	(525,732.48)
Available Funds	7,867,384.98	8,054,664.97	(187,279.99)







## TREE MITIGATION CITY OF JACKSONVILLE



### TREE REMOVAL PERMIT INFORMATION

Click here to search detailed information on Site Clearing and Tree Removal Permits. In reviewing tree removal information on a specific permit, for "B" permits click on the Spec 2 tab; for "L" permits click on the Tree Mitigation tab.



### TREE FUND CITY PLANTING PROJECTS

Click here to search detailed information about City Tree Fund Planting Projects.



### AVAILABLE FOR APPROPRIATION

15F (Ordinance): \$16,881,856.78  
15N (Charter): \$8,964,135.60  
**Total: \$25,845,992.38**



### FILE AN ISSUE

Click here to report site clearing or tree removal without a permit, or to request tree maintenance on public property. In the CARE System, select "Tree Remove or Landscape Violation" from the dropdown.

*Disclaimer: The AVAILABLE FOR APPROPRIATION information shown on this page is updated nightly from the City's financial records, but does not include any pending appropriations, or other financial transactions of the funds which have not been completed.*



If you experience difficulty viewing or accessing the documents provided on this site, or navigating this application's table features, using any assistive technology please contact the Disabled Services Division at 904-630-4940 or 904-630-4933 (TTY) to request an accommodation.

© 2025 - Official City of Jacksonville and Duval County Government Website, All Rights Reserved.

Version: 1.0.0.6



Search





**AVAILABLE FOR APPROPRIATION (a)**

15304 (15F)	Ordinance	\$ 16,881,856.78
15305 (15N)	Charter	\$ 8,965,240.60
		<u>\$ 25,847,097.38</u>

<b>FY24 Revenues:</b>	<b>15304 (15F)</b>	<b>15305 (15N)</b>
August	\$ 473,477.12	\$ 259,575.22
September	\$ 859,003.34	\$ 128,993.97
<b>FY25 Revenues:</b>		
October	\$ 478,603.00	\$ 89,080.00
November	\$ 574,360.12	\$ 71,839.60
December	\$ 496,845.39	\$ 114,108.17
January	\$ 257,231.09	\$ 66,201.11
February	\$ 559,517.00	\$ 71,469.06
March	\$ 900,099.82	\$ 103,254.18
April	\$ 1,115,970.47	\$ 167,494.98
May	\$ 489,592.53	\$ 76,069.17
June	\$ 480,233.11	\$ 266,136.46
July	\$ 473,481.59	\$ 83,349.17
August	\$ 839,835.79	\$ 72,043.56

<b>FY24 Expenses:</b>	<b>15304 (15F)</b>	<b>15305 (15N)</b>
August	\$ 360,522.52	\$ -
September	\$ 360,843.20	\$ -
<b>FY25 Expenses:</b>		
October	\$ 30,938.21	\$ -
November	\$ 279,657.16	\$ 98,945.17
December	\$ 357,285.21	\$ -
January	\$ 283,809.67	\$ 5,509.26
February	\$ 684,299.22	\$ -
March	\$ 183,691.45	\$ 82,900.00
April	\$ 399,875.13	\$ 31,166.37
May	\$ 239,722.55	\$ 34,609.68
June	\$ (22,222.33)	\$ 88,908.03
July	\$ 110,611.53	\$ 59,329.59
August	\$ 716,570.54	\$ 34,870.55

	<b>15304 (15F)</b>	<b>15305 (15N)</b>
Funds Available (b)	\$ 7,872,921.82	\$ 1,799,443.95
Obligations (c)	\$ 3,674,346.36	\$ 381,827.08

**THE BIG 4**

<b>Title</b>	<b>Obligations</b>	<b>Funds Available</b>
Level 2 Tree Planting Program - Fund 15304 (d)	\$ 1,864,668.98	\$ 1,129,864.29
Level 2 Tree Planting Program - Fund 15305 (d)	\$ 228,349.76	\$ 989,596.90
Level 3 Tree Planting Program - Fund 15304 (d)	\$ 1,211,246.21	\$ 2,466,402.39
Remove/Replace - Fund 15304 (e)	\$ 428,854.98	\$ 2,111,934.23
Remove/Replace - Fund 35101 (e)	\$ 433,918.66	\$ -
Remove/Replace - Fund 15305 (e)	\$ 153,477.32	\$ 809,847.05
630-CITY Tree Planting Program - Fund 15304 (e)	\$ 167,991.04	\$ 2,013,436.02

Prepared 9/9/25 LD

The City of Jacksonville has two separate laws that provide protection for certain trees and require mitigation for damage or removal of certain trees caused by the process of land development. Mitigation is required either through planting or replanting of a calculated amount of mitigation trees or through making a specified payment into the Tree Protection and Related Expenses Trust Fund codified by Sec. 111.760, Ordinance Code. These laws are Article 25 of the Charter of the City of Jacksonville and Chapter 656, Part 12, Subparts A & B of the Ordinance Code. Each provision has specific criteria for what is characterized as a "protected tree" and thus would require replacing through the development process of a site, or if a replacement is not made, how the "mitigation fee" is calculated for removal of trees without replacement. The mitigation fee that is paid by developers who are unable to replace the trees destroyed during construction, as required by both provisions, is placed in the Tree Protection and Related Expenses Trust Fund. Moreover, funds received from application of the Charter are held in Fund 15305 and funds received from application of the Ordinance Code are held in the Fund 15304.

## Jacksonville Tree Commission

### Available Funds Summary (as of September, 2025)

	August-25	Sept-25
<b>15F Ordinance Funds Available for Council Appropriation (a)</b>	<b>\$16,050,917.59</b>	<b>\$16,881,856.78</b>
Allocated for Remove and Replace to Public Works (b)	\$3,013,128.96	\$2,921,781.28
Allocated for 630-City to Public Works (c)	\$2,013,436.02	\$2,013,436.02
Available for Level 2 Allocation by Tree Commission (d)	\$2,278,142.09	\$2,119,461.19
Available for Level 3 Allocation by Tree Commission (e)	\$2,466,402.39	\$2,466,402.39
<b>Total Allocated to PW for 630-City and Remove &amp; Replace (b) + (c)</b>	<b>\$5,026,564.98</b>	<b>\$4,935,217.30</b>
<b>Total Available for Allocation by Tree Commission (d) + (e)</b>	<b>\$4,744,544.48</b>	<b>\$4,585,863.58</b>
<b>15N Charter Funds Available for Council Appropriation (f)</b>	<b>\$8,890,600.43</b>	<b>\$8,964,135.60</b>
<b>BJP Tree Mitigation Dollars available for Council Appropriation (g)</b>	<b>\$0.00</b>	<b>\$0.00</b>
<b>Total Avail for Appropriation by Council (a) + (f) + (g)</b>	<b>\$24,941,518.02</b>	<b>\$25,845,992.38</b>
<b>Total Avail for Allocation by Tree Commission (d) + (e)</b>	<b>\$4,744,544.48</b>	<b>\$4,585,863.58</b>
<b>Total Funds Not Obligated</b>	<b>\$34,712,627.48</b>	<b>\$35,367,073.26</b>

### Encumbered Funds Summary (as of September, 2025)

	Aug-25	Sep-25
<i>Obligated Level 2 Proj Funds</i>	\$2,509,825.10	\$2,018,746.63
<i>Obligated Level 3 Proj Funds</i>	\$1,211,246.21	\$1,211,246.21
<b>Total Funds Obligated</b>	<b>\$3,721,071.31</b>	<b>\$3,229,992.84</b>

**\*Since 2017\***

**15F Remove and Replace**

15304 Ordinance Funds Available for Appropriation: As of 09/01/2025 there is \$16,881,856.78

Appropriated	Date	Project	Purchase Order Amount	Date	Remainder	Status
\$300,000.00	Nov-18					
\$2,000,000.00	Nov-19					
\$2,000,000.00	Apr-21					
\$4,000,000.00	Dec-22					
		Parks Replacement (FY24)	\$500,000.00	11/27/2023	\$28,634.00	Open
		Baymeadows R&R	\$169,819.05	12/21/2023	\$25,472.86	Open
		Round 20	\$63,000.00	1/19/2024	\$6,300.00	Open
		Old Saint Augustine R&R	\$55,877.46	2/14/2024	\$5,587.75	Open
		Round 22	\$27,425.81	3/6/2024	\$5,485.16	Open
		Fort Caroline R&R	\$185,252.23	3/28/2024	\$27,787.84	Open
		2024-03	\$90,400.00	5/2/2024	\$18,080.00	Open
		Greenland Road R&R	\$101,044.45	5/8/2024	\$15,156.67	Open
		2024-04	\$108,600.00	5/14/2024	\$21,720.00	Open
		Parks Remove and Replace ( FY 25 Removals)	\$100,000.00	3/5/2025	\$46,330.15	Open
		Parks Remove and Replace (FY 25 Replacements)	\$100,000.00	4/4/2025	\$65,680.00	Open
		Remove and Replace Old Saint Augustine @ I-95	\$42,341.33	4/9/2025	\$8,468.27	Open
		Remove and Replace GolfAir JSEB Office	\$4,414.50	4/9/2025	\$882.90	Open
		University and Merrill Remove and Replace	\$7,163.92	4/18/2025	\$1,432.78	Open
		2025-04	\$65,400.00	8/6/2025	\$65,400.00	Open
\$8,300,000.00	Total	Total	\$8,950,757.11	Total	\$1,211,202.38	
				Available for 15F Remove and Replace Allocation	\$2,111,934.23	

**Definitions of Terms**

- Available for Appropriation-** Requires City Council Approval
- Allocated-** Already been approved by City Council/Tree Commission and MBRC approved funds
- Obligation-** Funds have been assigned to a project and a purchase order has been issued
- Green fill** indicates amount available in pool of money
- Orange Fill** indicated total money for column

**\*Since 2017\***

**15N Remove and Replace**

15305 Charter Funds Available for Appropriation: As of 09/01/2025 there is \$8,964,135.60

Appropriate	Date	Project	Purchase Order Amount	Date	Remainder	Status
\$1,000,000.00	Jun-24					
		Gator Bowl R&R	\$6,886.58	10/28/2024	\$1,377.32	Open
		R&R 2025-01	\$82,900.00	4/11/2025	\$82,900.00	Open
		R&R 2025-02	\$69,200.00	5/5/2025	\$69,200.00	Open
<b>\$1,000,000.00</b>	<b>Total</b>	<b>Total</b>	<b>\$190,152.95</b>	<b>Total</b>	<b>\$153,477.32</b>	
				Available for 15N Remove and Replace Allocation	\$809,847.05	

**Definitions of Terms**

**Available for Appropriation-** Requires City Council Approval

**Allocated-** Already been approved by City Council/Tree Commission and MBRC approved funds

**Obligation-** Funds have been assigned to a project and a purchase order has been issued

Green fill indicates amount available in pool of money

Orange Fill indicated total money for column

**\*\*Since 2017\***

**BJP Remove and Replace**

Better Jacksonville Plan- Tree Mitigation Dollars available for Appropriation: As of 09/01/2025 there is \$0

Appropriated	Date	Project	Purchase Order Amount	Date	Remainder	Status
\$1,717,826.00	Jun-24					
		Courthouse R&R	\$2,295.54	8/9/2024	345.84	Open
		Main Street R&R	\$369,995.86	8/9/2024	\$55,499.38	Open
		Shindler and Rampart R&R	\$74,564.42	11/15/2024	\$11,184.66	Open
		PWML Remove and Replace Removals	\$400,000.00	12/3/2024	\$195,595.91	Open
		Monument and Cobblestone R&R	\$173,283.67	1/9/2025	\$34,656.73	Open
		Southeast Regional Library	\$57,231.54	1/17/2025	\$8,584.73	Open
		Hodges Blvd R&R	\$112,120.86	2/11/2025	\$28,657.45	Open
		1st St R&R	\$102,509.54	2/27/2025	\$20,501.91	Open
		City Hall Remove and Replace	\$91,366.60	2/28/2025	\$19,466.12	Open
\$1,717,826.00	<b>Total</b>	<b>Total</b>	\$1,717,826.00	<b>Total</b>	\$374,492.73	
				Available for BJP Remove and Replace Allocation	\$0.00	

**Definitions of Terms**

**Available for Appropriation-** Requires City Council Approval

**Allocated-** Already been approved by City Council/Tree Commission and MBRC approved funds

**Obligation-** Funds have been assigned to a project and a purchase order has been issued

Green fill indicates amount available in pool of money

Orange Fill indicated total money for column

**\*Since 2017\*****630-City**

15304 Ordinance Funds Available for Appropriation: As of 09/01/2025 there is \$16,881,856.78

Appropriated	Date	Project	Purchase Order Amount	Date	Remainder	Status
\$200,000.00	Nov-18					
\$1,600,000.00	Aug-19					
\$2,000,000.00	Jan-25					
\$2,000,000.00	Jan-20					
\$2,000,000.00	Dec-22					
		630-City Round 22	\$126,345.60	6/28/2024	\$25,269.12	Open
		630-City Round 23	\$100,258.80	11/22/2024	\$20,051.76	Open
		630-City Round 24	\$30,210.00	2/7/2025	\$6,042.00	Open
		630-City Round 25	\$101,800.00	6/12/2025	\$101,800.00	Open
\$7,800,000.00	Total	Total	\$4,841,078.02	Total	\$153,162.88	
				Available for 630-City Allocation	\$2,013,436.02	

**Definitions of Terms****Available for Appropriation-** Requires City Council Approval**Allocated-** Already been approved by City Council/Tree Commission and MBRC approved funds**Obligation-** Funds have been assigned to a project and a purchase order has been issued

Green fill indicates amount available in pool of money

Orange Fill indicated total money for column

**\*Since 2017\***

**15F Level 2**

15304 Ordinance Funds Available for Appropriation: As of 09/01/2025 there is \$16,881,856.78

Appropriated	Date	Project	Allocation	Date	Purchase Order Amount	Date	Remainder	Status
\$1,000,000.00	Feb-19							
\$2,000,000.00	Jan-20							
\$2,000,000.00	Jan-21							
\$2,000,000.00	Aug-21							
\$8,000,000.00	Jun-22							
		Saint Johns Bluff Rd	\$388,238.50	7/20/2022	\$388,238.50	8/29/2022	\$38,823.84	Open
		GoldStar Phase 2	\$2,300,000.00	12/21/2022	\$1,143,500.00	7/14/2023	\$171,225.00	Open
		Fort Caroline Rd Pond	\$61,479.00	2/15/2023	\$61,479.00	3/21/2023	\$3,073.95	Open
		Kernan BLVD N	\$591,059.00	2/15/2023	\$591,059.00	3/23/2023	\$29,552.95	Open
		Amelia View Phase 2	\$62,370.00	4/19/2023	\$62,370.00	5/11/2023	\$3,118.50	Open
		Gator Bowl	\$41,185.00	7/19/2023	\$41,185.00	8/10/2023	\$2,059.25	Open
		7th Street E	\$88,355.00	8/16/2023	\$88,355.00	9/14/2023	\$4,417.75	Open
		District 7 and 10 Corridors	\$75,451.50	9/20/2023	\$75,451.50	11/1/2023	\$7,545.14	Open
		Hodges Blvd	\$137,667.34	10/18/2023	\$137,667.34	12/14/2023	\$13,766.73	Open
		Lift Ev'ry Voice and Sing Park	\$223,335.00	11/15/2023	\$223,335.00	1/10/2024	\$44,667.00	Open
		Parks Senior and Community Centers	\$172,450.00	1/17/2024	\$172,450.00	4/2/2024	\$34,510.00	Open
		Southern S-Line Enhancement	\$131,600.00	1/17/2024	\$131,600.00	4/2/2024	\$26,320.00	Open
		McGirts Creek Preserve Restoration (Planting)	\$182,750.00	1/17/2024	\$182,750.00	4/2/2024	\$182,750.00	Open
		McGirts Creek Preserve Restoration (Consulting)	\$82,250.00	1/17/2024	\$82,250.00	8/23/2024	\$56,066.09	Open
		Various Parks	\$136,800.00	4/17/2024	\$136,800.00	5/29/2024	\$27,360.00	Open
		Alden Road	\$76,282.56	6/28/2024	\$76,282.56	7/11/2024	\$11,442.38	Open
		JTA Bus Stops Phase 1	\$34,533.86	7/17/2024	\$34,533.86	9/10/2024	\$6,906.77	Open
		State Street Plan	\$298,769.36	9/18/2024	\$298,769.36	10/31/2024	\$179,056.52	Open
		Gonzales Park	\$106,397.74	11/20/2024	\$106,397.74	12/16/2024	\$15,959.66	Open
		Murray Hill	\$33,119.53	11/20/2024	\$33,119.53	12/13/2024	\$4,967.93	Open
		Merrill Road	\$7,998.33	11/20/2024	\$7,998.33	12/13/2024	\$1,199.75	Open
		Walter Anderson Park	\$10,700.00	11/20/2024	\$10,700.00	1/13/2025	\$4,280.00	Open
		Touchton Road Park	\$85,400.00	11/20/2024	\$85,400.00	1/13/2025	\$17,080.00	Open
		Maxville Park	\$219,325.00	11/20/2024	\$219,325.00	1/13/2025	\$43,865.00	Open
		Julington Durbin Preserve	\$52,950.00	11/20/2024	\$52,950.00	1/13/2025	\$18,160.00	Open
		Greenland Park	\$86,475.00	11/20/2024	\$86,475.00	1/13/2025	\$34,590.00	Open
		Glynlea Park	\$81,000.00	11/20/2024	\$81,000.00	1/13/2025	\$32,400.00	Open
		Genovar Park	\$56,900.00	11/20/2024	\$56,900.00	1/13/2025	\$22,760.00	Open
		Black Hammock Island Park	\$94,150.00	11/20/2024	\$94,150.00	1/13/2025	\$18,830.00	Open
		Backridge Park	\$51,575.00	11/20/2024	\$51,575.00	1/13/2025	\$10,315.00	Open
		Atlantic Blvd	\$45,379.20	12/18/2024	\$45,379.20	1/31/2025	\$9,075.84	Open
		Palmetto Leaves Park	\$152,650.00	12/18/2024	\$152,650.00	2/11/2025	\$61,060.00	Open
		Five Points	\$35,226.79	2/19/2025	\$35,226.79	4/4/2025	\$35,226.79	Open
		Jacksonville Zoo Level 2	\$52,255.97	2/19/2025	\$52,255.97	4/4/2025	\$28,232.80	Open
		Pearl St	\$38,872.69	3/19/2025	\$38,872.69	4/23/2025	\$10,423.24	Open
		Neptune Beach Phase 1	\$46,970.28	3/19/2025	\$46,970.28	4/23/2025	\$10,877.28	Open
		Windy Hills Park	\$55,205.00	3/19/2025	\$55,205.00	5/7/2025	\$55,205.00	Open
		Terrace Park	\$30,620.00	3/19/2025	\$30,620.00	5/7/2025	\$30,620.00	Open
		Riverview Park	\$49,475.00	3/19/2025	\$49,475.00	5/7/2025	\$49,475.00	Open
		Oceanway Park	\$51,000.00	3/19/2025	\$51,000.00	5/7/2025	\$51,000.00	Open
		District 10 Parks	\$135,915.00	3/19/2025	\$135,915.00	5/7/2025	\$135,915.00	Open
		Beaver Dam Road	\$56,329.02	4/30/2025	\$56,329.02	5/30/2025	\$56,329.02	Open
		Glorianne Drive	\$11,036.25	4/30/2025	\$11,036.25	5/30/2025	\$2,207.24	Open
		ACPS Dog Park	\$14,560.00	5/21/2025	\$14,560.00	6/25/2025	\$14,560.00	Open

**15F Level 2**

15304 Ordinance Funds Available for Appropriation: As of 09/01/2025 there is \$16,881,856.78

Appropriated	Date	Project	Allocation	Date	Purchase Order Amount	Date	Remainder	Status
		Warrington Park	\$15,050.00	5/21/2025	\$15,050.00	6/27/2025	\$15,050.00	Open
		Riverfront Park	\$58,437.50	5/21/2025	\$58,437.50	6/26/2025	\$58,437.50	Open
		Beachwood Blvd	\$26,928.45	5/21/2025	\$26,928.45	7/10/2025	\$12,113.39	Open
		Panda Street and Cougar Road	\$6,003.72	7/16/2025	\$6,003.72	8/18/2025	\$6,003.72	Open
		Edgewood Ave	\$27,570.25	7/16/2025	\$27,570.25	8/18/2025	\$27,570.25	Open
		Oreilly Drive West	\$24,279.75	6/16/2025	\$24,279.75	8/18/2025	\$24,279.75	Open
		Neptune Beach Phase 2	\$24,368.04	7/16/2025	\$24,368.04	8/18/2025	\$24,368.04	Open
		South Shores and Guilford Road	\$5,297.40	6/16/2025	\$5,297.40	8/18/2025	\$5,297.40	Open
\$15,000,000.00	Total		\$15,625,697.33	Total	\$13,328,556.02	Total	\$1,790,396.87	
						Available for 15F Level 2 Allocation	\$1,129,864.29	

**Definitions of Terms**

**Available for Appropriation**- Requires City Council Approval

**Allocated**- Already been approved by City Council/Tree Commission and MBRC approved funds

**Encumbered**- Funds have been assigned to a project and a purchase order has been issued

**Green fill** indicates amount available in pool of money

**Orange fill** indicated total money for column



**\*Since 2017\***

**15N Level 2**

15305 Charter Funds Available for Appropriation: As of 09/01/2025 there is \$8,964,135.60

Appropriated	Date	Project	Allocation	Date	Purchase Order Amount	Date	Remainder	Status
\$1,500,000.00	Jun-24							
		Gate Parkway	\$123,681.46	7/17/2024	\$123,681.46	10/24/2024	\$18,552.22	Open
		Amelia View Phase 3	\$42,644.07	2/19/2025	\$42,644.07	4/4/4025	\$8,926.12	Open
		Beaver Dam Road	\$34,609.68	4/30/2025	\$34,609.68	6/2/2025	\$34,609.68	Open
		ACPS Dog Park	\$19,850.00	5/21/2025	\$19,850.00	6/26/2025	\$19,850.00	Open
		Warrington Park	\$75,250.00	5/21/2025	\$75,250.00	6/27/2025	\$75,250.00	Open
		Panda St and Cougar Road	\$10,771.38	7/16/2025	\$10,771.38	8/18/2025	\$10,771.38	Open
		Oreily Drive West	\$30,283.47	6/16/2025	\$30,283.47	8/18/2025	\$30,283.47	Open
		Neptune Beach 2025 Phase 2	\$11,124.54	7/16/2025	\$11,124.54	8/18/2025	\$11,124.54	Open
		South Shores and Guilford Road	\$18,982.35	6/16/2025	\$18,982.35	8/18/2025	\$18,982.35	Open
\$1,500,000.00	Total	Total	6/6/3297	Total	\$510,403.10	Total	\$228,349.76	
						Available for 15N Level 2 Allocation	\$989,596.90	

**Definitions of Terms**

- Available for Appropriation-** Requires City Council Approval
- Allocated-** Already been approved by City Council/Tree Commission and MBRC approved funds
- Encumbered-** Funds have been assigned to a project and a purchase order has been issued
- Green fill** indicates amount available in pool of money
- Orange Fill** indicated total money for column

**\*Since 2017\***

**Level 3**

15304 Ordinance Funds Available for Appropriation: As of 09/01/2025 there is \$16,881,856.78

Appropriated	Date	Project	Allocation	Date	Purchase Order Amount	Remainder	Status
\$1,000,000.00	May-20						
\$1,000,000.00	Dec-22						
\$2,000,000.00	Jun-24						
		RiversEdge	\$1,211,246.21	3/20/2024	\$1,211,246.21	\$1,211,246.21	Open
\$4,000,000.00	Total	Total	\$1,662,035.56	Total	\$1,661,995.56	\$1,211,246.21	
						\$2,466,402.39	

**Definitions of Terms**

**Available for Appropriation** - Requires City Council Approval

**Allocated** - Already been approved by City Council/Tree Commission and MBRC approved funds

**Obligation** - Funds have been assigned to a project and a purchase order has been issued

**Green fill** indicates amount available in pool of money

**Orange Fill** indicated total money for column

## Completed CITY OF JACKSONVILLE LEVEL 2 TREE PLANTING PROJECTS

ATTACHMENT B

Visit <https://pg-cloud.com/JacksonvilleFL/> for City of Jacksonville Tree Project Maps  
 Visit [jaxtreemitigation.coj.net](http://jaxtreemitigation.coj.net) - Tree Fund City Projects for links to legislation and planting details

Requesting Entity	Project Scope	Tree Commission Approval Date	Status	Approp.	Obligated	Contract/Warranty
Executive Director, Tree Hill Nature Center	22 trees requested in Tree Hill amphitheater parking area; site plan complete; no removals required; ready for review pending cost estimate per new countywide tree planting contract.	May-19	Complete	\$21,472.80	\$21,472.80	Liberty 3/mos
Sheffield Elementary School PTA President	10 Trees requested to provide shade for existing play area/field at Sheffield Elementary School; site visit complete - pending design and review.	May-19	Complete	\$20,414.48	\$20,414.48	Davey -1/yr
San Marco Preservation Society and Greenscape, San Marco Tree Planting	102 Trees requested in city right of ways within District 5, includes removal of damaged/diseased trees; site evaluation scheduled	Jun-19	Complete	\$247,749.52	\$247,749.52	Davey -1/yr
Kensington Association HOA Director	54 trees requested within Kensington Lakes city right of ways along Kensington Gardens Blvd. and Kensington Lakes Dr to replace trees lost due to storm damage/disease; may include removals. Planting Plan pending.	Aug-19	Complete	\$124,202.62	\$124,202.62	Davey -1/yr
S-Line Biodiversity Corridor Tree Planting	Installation of 25 trees throughout the S-Line Trail Biodiversity Corridor. This will offer additional tree canopy and shade to the trail.	Aug-19	Complete	\$30,949.40	\$30,949.40	Liberty 3/mos
City Cemetery - citizen request	18 Trees in right of ways on Ionia St. and Jessie St.	Dec-19	Complete	\$41,350.50	\$41,350.50	Liberty 2/yr
Baymeadows East Association Tree Planting	119 Trees in right of ways and medians on Baymeadows East and Fort Family Regional Park	Dec-19	Complete	\$284,900.07	\$284,900.07	Davey -1/yr
Cathedral District Tree Planting	50+ trees requested as Cathedral District (CD7) tree planting, may include removal of damaged/diseased trees. City right of way tree plantings within general proximity but not limited to State St to Catherine St. to Main St. to Adams St.; site evaluation scheduled	Jan-20	Complete	\$120,371.14	\$120,371.14	Liberty 2/yr
Yates Building - Cultural Council of Greater Jacksonville	8 Trees to be installed around renovated fountain at building entrance	Jan-20	Complete	\$38,312.00	\$38,312.00	Liberty 2/yr
Ed Austin Park Tree Planting/Resident request	115 Trees in right of ways around and within Willowbranch Park	Jun-20	Complete	\$214,822.00	\$214,822.00	Liberty 2/yr
Neptune Beach/Residential requests - City of Neptune	Trees within residential Right of Ways - 47 trees	Jul-20	Complete	\$55,490.00	\$55,490.00	Liberty 3/mos
Nathan Krestul Park - Friends of Krestul Park	Trees within Park - 34 trees	Jul-20	Complete	\$63,423.00	\$63,423.00	Liberty 2/yr

## Completed CITY OF JACKSONVILLE LEVEL 2 TREE PLANTING PROJECTS

ATTACHMENT B

Visit <https://pg-cloud.com/JacksonvilleFL/> for City of Jacksonville Tree Project Maps  
 Visit [jaxtreemitigation.coj.net](http://jaxtreemitigation.coj.net) - Tree Fund City Projects for links to legislation and planting details

Requesting Entity	Project Scope	Tree Commission Approval Date	Status	Approp.	Obligated	Contract/Warranty
Alexandria Oaks Park/SMPS and Bolles School request	Trees within Park - 15 trees	Jul-20	Complete	\$28,593.00	\$28,593.00	Liberty 2/yr
Huntington Forest Park/Resident request to CM	Trees along Park Right of Way - Buffer - 15 trees	Jul-20	Complete	\$28,026.00	\$28,026.00	Liberty 2/yr
Canopy Place Tree Planting/resident request	Installation of 40 trees in city right of ways and medians to provide additional tree canopy, sound buffer and screening.	Oct-20	Complete	\$117,483.97	\$117,483.97	Davey -1/yr
Sunrise Ridge/resident request	Installation of 40 tree in city right of ways to increase tree canopy as well screening and buffer from adjacent highway.	Oct-20	Complete	\$107,316.52	\$107,316.52	Davey -1/yr
Jacksonville Beach Golf Park/Jax Beach	Installation of 156 trees in city golf course park to increase tree canopy, create screening, and attract wildlife.	Nov-20	Complete	\$147,562.80	\$147,562.80	Liberty 3/mos
Freedom Park/CM & Parks	Trees within newly established park (irrigated) - 38 trees	Dec-20	Complete	\$38,548.00	\$38,548.00	Liberty 3/mos
Blue Cypress Park Restoration/Parks	Trees within park - field restoration - 157 trees	Mar-21	Complete	\$187,154.40	\$187,154.40	Liberty 1/yr
Atlantic Beach/City of Atlantic Beach Phase 2	Trees within Atlantic Beach residential Right of Ways and Parks - 133 trees	May-21	Complete	\$164,404.80	\$164,404.80	Liberty 3/mos
Cobblestone Homeowners Association/residential requests/HOA	Installation of 105 trees in city right of ways and medians to provide additional tree canopy, sound buffer and screening.	Jun-20	Complete	\$192,922.00	\$192,922.00	Liberty 2/yr

## ACTIVE CITY OF JACKSONVILLE LEVEL 2 TREE PLANTING PROJECTS

ATTACHMENT F

Visit <https://pg-cloud.com/JacksonvilleFL/> for City of Jacksonville Tree Project Maps

Visit [jaxtreemitigation.coj.net](http://jaxtreemitigation.coj.net) - Tree Fund City Projects for links to legislation and planting details

Requesting Entity	Project Scope	Tree Commission Approval Date	Status	Allocated Amount	Contract/Warranty
Saint Johns Bluff Road	Trees along Median. 189 trees	Jul-22	Installation Complete	\$388,238.50	Liberty 2/yr
Gold Star Family Memorial Highway Phase 2	Trees within retention ponds and right of way. 1218 trees	Dec-22	Installation Complete	\$2,300,000.00	To Bid 2/yr
Kernan Blvd N	Trees within Right of way and Median- 276 trees	Feb-23	Installation Complete	\$591,059.00	Liberty 2/yr
Amelia View Phase 2	Trees within Right of Way. 34 trees	Apr-23	Installation Complete	\$62,370.00	Liberty 2/yr
GatorBowl	Trees in Median. 8 trees	Jul-23	Installation Complete	\$41,185.00	Liberty/2yr
7th Street East	Trees in right of way (42 trees)	Aug-23	Installation Complete	\$41,185.00	Liberty/2yr
District 7 and 10 Corridors	Trees in right of way (39 trees)	Sep-23	Installation Complete	\$75,451.50	Liberty/2yr
Hodges Blvd Level 2	Trees in Median (59 trees)	Oct-23	Installation Complete	\$137,667.34	Liberty/2yr
McGirts Creek Restoration Level 2	In Preserve (12,000 saplings)	Jan-24	Scheduling	\$182,750.00	Greenway/no warranty
Parks Senior and Community Centers	81 trees	Jan-24	Installation Complete	\$172,450.00	Greenway/1yr
Southern S-Line Enhancement	140 trees along S-line	Jan-24	Installation Complete	\$131,600.00	Greenway/1yr
Various Parks	98 Trees in Parks	Apr-24	Installation Complete	\$136,800.00	Greenway/1yr
Alden Road	41 Trees along ROW	May-24	Installation Complete	\$76,282.56	Liberty 2/yr
Gate Parkway	49 Trees in median and ROW	Jul-24	Installation Complete	\$123,681.46	Liberty 2/yr
JTA Bus Stops Phase 1	11 trees in ROW	Jul-24	Installation Complete	\$34,533.86	Liberty 2/yr
Merrill Road	4 trees in median	Nov-24	Installation Complete	\$7,998.33	Liberty 2/yr
Murray Hill	14 trees in ROW	Nov-24	Installation Complete	\$33,119.53	Liberty 2/yr
Gonzales Park	within park boundaries 50 trees	Nov-24	Installation Complete	\$106,397.74	Liberty 2/yr
Glynlea Park	within park boundaries 64 trees	Nov-24	Installation Complete	\$81,000.00	Greenway/ 1yr
Julington Durbin Preserve	within park boundaries 41 trees	Nov-24	Installation Complete	\$52,950.00	Greenway/ 1yr
Backridge Park	within park boundaries 34 trees	Nov-24	Installation Complete	\$51,575.00	Greenway/ 1yr
Walter Anderson Park	within park boundaries 7 trees	Nov-24	Installation Complete	\$10,700.00	Greenway/ 1yr
Genovar Park	within park boundaries 42 trees	Nov-24	Installation Complete	\$56,900.00	Greenway/ 1yr
Greenland Park	within park boundaries 59 trees	Nov-24	Installation Complete	\$86,475.00	Greenway/ 1yr
Touchton Rd Park	within park boundaries 63 trees	Nov-24	Installation Complete	\$85,400.00	Greenway/ 1yr
Maxville Park	within park and city property boundaries 94 trees	Nov-24	Installation Complete	\$219,325.00	Greenway/ 1yr
Black Island Hammock Park	within park boundaries 60 trees	Nov-24	Installation Complete	\$94,150.00	Greenway/ 1yr
Palmetto Leaves	within park boundaries 103 trees	Dec-24	Installation Complete	\$152,650.00	Greenway/1yr
Atlantic Blvd	Median 20 trees	Dec-24	Installation Complete	\$45,379.20	Liberty 2/yr
Jacksonville Zoo Level 2	On public property on Zoo grounds 64 trees	Feb-25	Installation Complete	\$141,164.00	Liberty 2/yr
Amelica View Phase 3	on City Right of way's in neighborhood 22 trees	Feb-25	Installation Complete	\$44,630.60	Liberty 2/yr

## ACTIVE CITY OF JACKSONVILLE LEVEL 2 TREE PLANTING PROJECTS

ATTACHMENT F

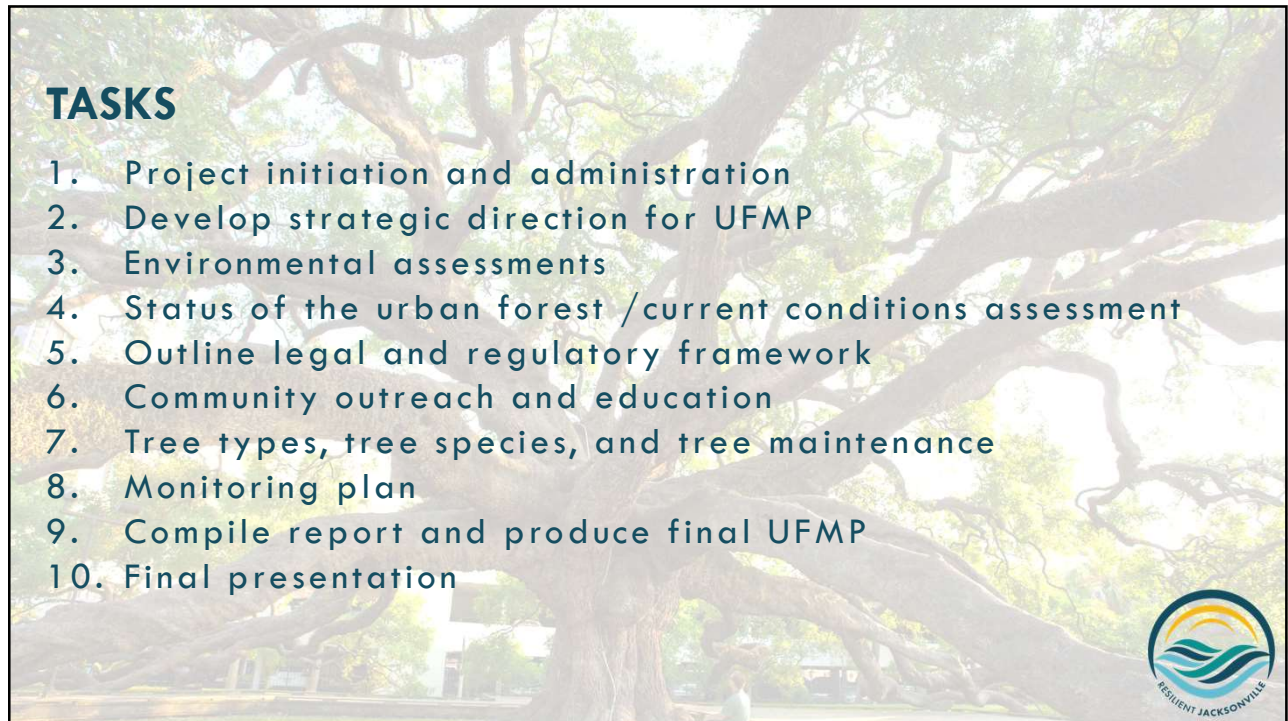
Visit <https://pg-cloud.com/JacksonvilleFL/> for City of Jacksonville Tree Project Maps

Visit [jaxtreemitigation.coj.net](http://jaxtreemitigation.coj.net) - Tree Fund City Projects for links to legislation and planting details

Requesting Entity	Project Scope	Tree Commission Approval Date	Status	Allocated Amount	Contract/Warranty
<b>Five Points Level 2</b>	On City Right of way 15 trees	Feb-25	Ongoing	\$35,226.79	Liberty 2/yr
<b>Neptune Beach Phase 1</b>	on public right of way and park- 21 trees	Mar-25	Installation Complete	\$54,386.41	Liberty/2yr
<b>Pearl Street Level 2</b>	on city right of way- 21 trees	Mar-25	Installation Complete	\$52,119.19	Liberty/2yr
<b>District 10 Parks</b>	within park boundaries-91 trees	Mar-25	Ongoing	\$135,915.00	Greenway/1yr
<b>Windy Hills Park</b>	within Park boundaries- 36 trees	Mar-25	Ongoing	\$55,205.00	Greenway/1yr
<b>Oceanway Park</b>	within Park boundaries- 37 trees	Mar-25	Ongoing	\$51,000.00	Greenway/1yr
<b>Terrace Park</b>	within Park boundaries- 22 trees	Mar-25	Ongoing	\$30,620.00	Greenway/1yr
<b>Riverview Park</b>	withing Park boundaries- 38 trees	Mar-25	Ongoing	\$49,475.00	Greenway/1yr
<b>Beaver Dam Road Pond</b>	on city right of way- 50 trees	Apr-25	Ongoing	\$90,938.70	Liberty/2yr
<b>Glorianne Dr</b>	on city right of way- 5 trees	Apr-25	Installation Complete	\$11,036.25	Liberty/2yr
<b>Beachwood Blvd</b>	on city Right of way- 31 Trees	May-25	Installation Complete	\$60,566.94	Liberty/2yr
<b>Warrington Park</b>	within park boundaries- 67 trees	May-25	Ongoing	\$90,300.00	Greenway/1yr
<b>Riverfront Park</b>	within park boundaries and ROW- 46 trees	May-25	Ongoing	\$58,437.50	Greenway/1yr
<b>ACPS Dog Park</b>	within park boundaries- 24 trees	May-25	Ongoing	\$34,410.00	Greenway/1yr
<b>South Shores Level 2</b>	on city property and ROW- 12 trees	Jun-25	Ongoing	\$24,279.75	Liberty/2yr
<b>Oreily Drive W Level 2</b>	on city ROW- 26 trees	Jun-25	Ongoing	\$54,563.22	Liberty/2yr
<b>Neptune Beach Phase 2</b>	in Cleary Park- 19 trees	Jul-25	Ongoing	\$35,492.58	Liberty/2yr
<b>Edgewood Ave Level 2</b>	in City Right of Way-9 trees	Jul-25	Ongoing	\$27,570.25	Liberty/2yr
<b>Panda St and Cougar Rd Level 2</b>	in City Right of way- 9 trees	Jul-25	Ongoing	\$16,775.10	Liberty 2/yr
<b>Alexandria Oaks Park</b>	Within Parks Boundaries- 1 tree	Jul-25	MBRC	\$75,000.00	?
<b>SPAR 2025 Level 2</b>	in City Right of Way- 279 trees	Aug-25	MBRC	\$279,629.37	Liberty 2/yr



1



2

## VISION:

Jacksonville will grow and care for a high-performing urban forest as a vital part of the City's infrastructure, ensuring that trees contribute to the city's environmental quality and economic vitality while supporting a thriving, growing community. We envision a future where every resident experiences the benefits of a healthy tree canopy - cooler streets, cleaner air, vibrant public spaces, and community wellbeing, now and for generations to come.

4



## GOALS

1. Grow and sustain a thriving canopy for all
2. Strengthen governance and operations for a high-performing urban forest
3. Preserve and enhance tree health, safety, and biodiversity
4. Integrate and protect green assets in city planning




5



## **GOAL 1: Grow and Sustain a Thriving Canopy for All**

Increase and maintain tree canopy where it is most needed and ensure every neighborhood meets a minimum standard for access to the benefits trees provide, while proactively managing canopy cover as the city grows.



6



## **GOAL 2: Strengthen Governance and Operations for a High-Performing Urban Forest**

Establish efficient, coordinated administration and operations to manage the urban forest as critical infrastructure, grounded in professional standards and best practices.




7

### **GOAL 3: Preserve and Enhance Tree Health, Safety, and Biodiversity**

Proactively maintain public trees to reduce risks to people and property, extend tree lifespan, preserve mature canopy, maximize ecosystem services, and enhance the diversity of tree and plant communities.



8



### **GOAL 4: Integrate and Protect Green Assets in City Planning**

Protect natural areas and biodiversity, and integrate trees/forests into land use, development, and stormwater systems to strengthen Jacksonville's natural and urban forest assets.











9

## STRATEGIC THEMES BY PHASE OF MANAGEMENT CYCLE

<b>EVALUATE</b>	<p><b>MONITOR &amp; ASSESS the urban forest we have.</b> <i>Build a coordinated, data-driven urban forestry program.</i></p> <p><b>SHARE findings on the state of the urban forest.</b> <i>Make data on the urban forest accessible and useful to managers, maintenance staff, partners, and the public.</i></p>
<b>PLAN</b>	<p><b>SET GOALS &amp; METRICS for urban forest outcomes.</b> <i>Establish clear performance targets to guide implementation and measure progress.</i></p> <p><b>ORGANIZE city structures to support urban forest management.</b> <i>Develop clear implementation structures and long-term accountability.</i></p> <p><b>FUND forest management.</b> <i>Establish reliable and sustainable funding and financing for urban forest management.</i></p>
<b>IMPLEMENT</b>	<p><b>PROTECT the existing urban forest.</b> <i>Modernize tree protection and development review.</i></p> <p><b>PLANT more trees and grow the urban forest.</b> <i>Strengthen tree planting standards, equity, and capacity.</i></p> <p><b>MAINTAIN all public trees.</b> <i>Advance proactive risk management and maintenance practices.</i></p> <p><b>ENHANCE city resilience the resilience of the urban forest itself.</b> <i>Expand natural areas stewardship and biodiversity and support long-term resilience goals.</i></p> <p><b>EDUCATE staff and stewards to support the urban forest.</b> <i>Promote community engagement, education, and transparency.</i></p>

10

## TOOL KIT – HOW DO WE AFFECT CHANGE?

			
<b>DATA</b>	<b>PLANNING</b>	<b>FUNDING</b>	<b>REGULATIONS</b>
			
<b>PARTNERSHIPS</b>	<b>STANDARDS &amp; PRACTICES</b>	<b>EDUCATION</b>	<b>STAFFING &amp; EQUIPMENT</b>

**TOOLS IMPACTING BOTH PUBLIC AND PRIVATE TREES**

**TOOLS IMPACTING ONLY PUBLIC TREES**

11

# INDICATORS OF A SUSTAINABLE URBAN FOREST

Management Cycle Phase	Actions/Outcomes	Indicators of a Sustainable Urban Forest	Description
EVALUATE	MONITORING AND ASSESSMENT	Tree Inventory	Detailed, GIS-based record of all managed public trees that captures condition, species, risk, and age.
		Canopy Assessment	High-resolution, citywide analysis of existing and potential tree canopy cover.
PLAN	GOAL SETTING AND METRICS	Strategic Direction	Strategic, stakeholder-supported roadmap that outlines goals, actions, and performance measures.
	ORGANIZATION AND SUPPORT	Communication	Clear, consistent communication pathways that connect city staff, partners, and the public.
		City Staffing and Equipment	The personnel, certifications, and equipment required to safely and effectively manage the urban forest.
FUNDING	Funding	Reliable and sufficient financial resources dedicated to implementing urban forestry goals.	
IMPLEMENT	PROTECTION	Tree Protection Policy	Legally enforceable ordinance that regulates tree preservation, removal, and replacement.
	PLANTING	Planting Program	Guides where, what, and how trees are planted, with a focus on increasing canopy, equity, and successful establishment.
		Adaptive Capacity	Focus on adapting to climate change, pests, and disease by selecting appropriate species, diversifying the canopy, and using data to reduce risk over time.
	MAINTENANCE	Risk Management Program	System for identifying and addressing hazardous public trees, using inventory data, routine inspections, and response timelines that prioritize public safety.
		Maintenance of Publicly-Owned Trees (trees intensively managed)	Proactive program for street and park trees; regular pruning cycles, inspections, and timely maintenance.
		Maintenance of Publicly-Owned Natural Areas (trees intensively managed)	Stewardship of natural areas that protects ecological integrity, supports biodiversity, and habitat preservation with passive use.
Disaster Preparedness and Response		Formal plan for responding to storms or other disasters affecting the urban forest	

Colburn, Jonathan - PWML

---

**From:** D. Ammons <landscape.construction@yahoo.com>  
**Sent:** Sunday, September 7, 2025 10:48 AM  
**To:** Colburn, Jonathan - PWML  
**Cc:** McDaniel, Dave - PWML; Perry, Russell - PWML; Durban, Lee - PWTE  
**Subject:** Re: Request for quote

**EXTERNAL EMAIL:** This email originated from a non-COJ email address. Do not click any links or open any attachments unless you trust the sender and know the content is safe.


Good Morning,  
I will take a look and get a quote to you.  
Regards,

Drew Ammons  
Landscape Construction, LLC  
JSEB & WBE Certified  
6683 Cisco Gardens Road West  
Jacksonville, FL 32219  
(904) 307-6133

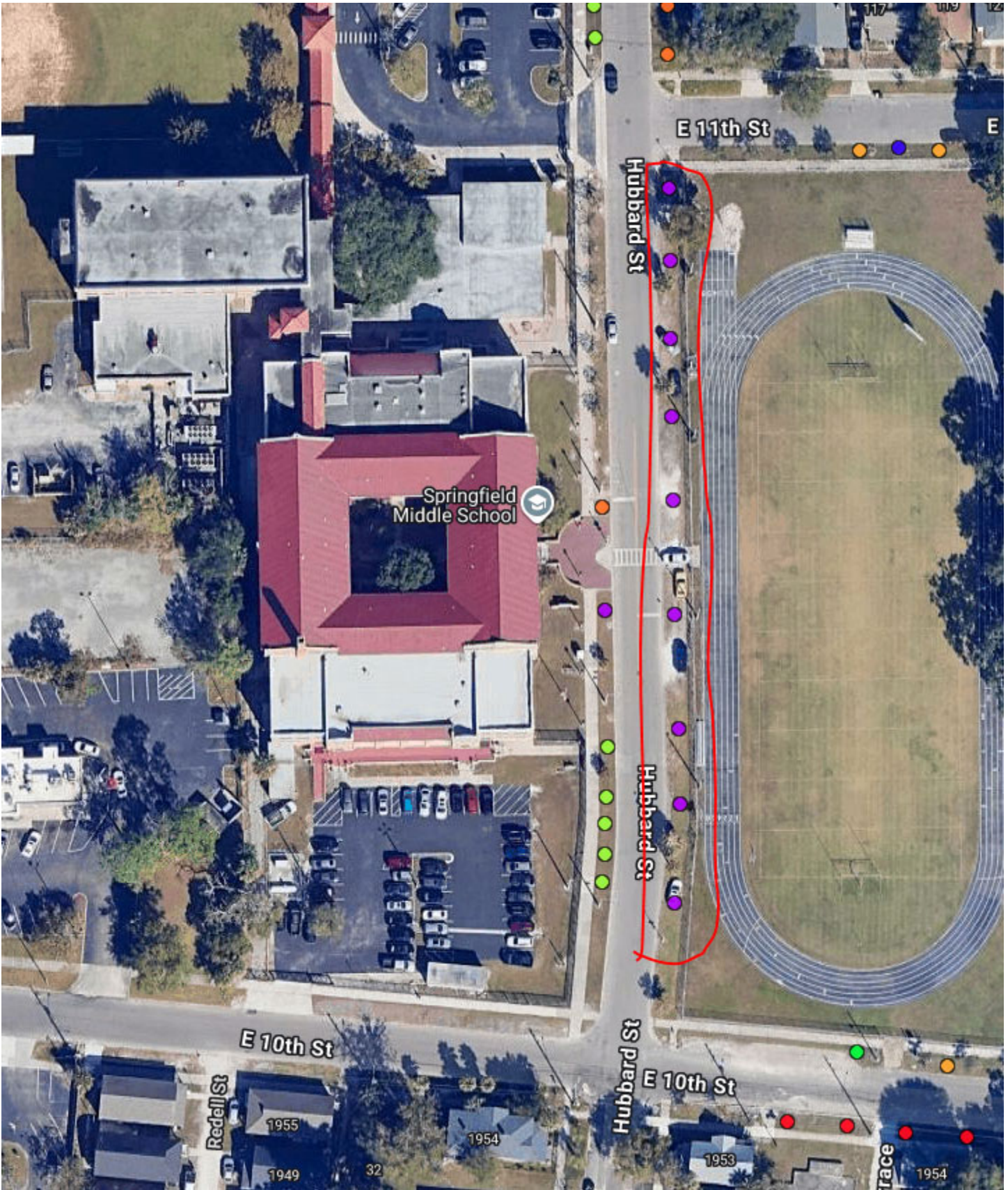
On Friday, September 5, 2025 at 10:04:46 AM EDT, Colburn, Jonathan - PWML <jcolburn@coj.net> wrote:

Hi Drew,

Please provide a quote for the specification below for installation of wooden bollards similar to those installed at the Legends Center pictured below:



We would need them installed around the nine trees to be planted at locations on the map below with purple dots and circled in red along the east side right-of-way along Hubbard St between E 11<sup>th</sup> St and E 10<sup>th</sup> St:



The measurement of the distance from curb to the chainlink fence is about 18 feet. Lee Durban (copied) with our Traffic and Engineering Division notes that the posts should not be placed within 1.5

feet of the curb, so they should be as close as possible to 1.5 feet from the curb without encroaching past that the posts should demark a square-shaped, 16.5X16.5 foot space between the curb and the track fence with the purpose of excluding cars from the soil volume associated with each tree and thus preventing compaction of the soil and associated root establishment issues. No posts are needed adjacent to the chain link fence. The measurement of the distance from curb to the chainlink fence is about 18 feet. Each area therefore should be about 16.5 feet on each side, with posts at the corners and then on approximately 5.5 foot centers along the sides as roughly illustrated below:



Note that no posts are necessary immediately adjacent to the fence, so a total of 8 posts would be used per exclusion area for a total of 72 posts for the entire project. Although a utility locate will be required, the trees are planted away from non-gas utilities (primarily a yellow-colored line symbolizing the sewer line) as shown on our infrastructure GIS interface:





We would like the posts to be the same specification as those used in our Parks. Please note the specific grade of pressure treatment in the quote so that we know what it is.

The posts need to be installed soon after the trees are installed. The City would coordinate this timeline with the planting contractor and would require completion within two weeks of notice to proceed.

The posts would be cut at the same angle as those at the Legends Center.

Out of an abundance of caution for cars that may park in the right-of-way, we would like reflectors installed near the top and on the outer side of each post on the north and south sides of the vehicle exclusion areas, totaling six per area and 54 for the entire project. You may reach out to Lee (copied, 904.255.7547) regarding the specification for the reflectors if there is one.

Let me know if anything in this specification requires clarification.

*Respectfully,*

***Jonathan Colburn, M.Sc.***

*Urban Forestry Manager | ISA cert. no. FL-6572B*

*City of Jacksonville Department of Public Works*

*Office – 904.255.4324*



A NEW DAY.



**LANDSCAPE CONSTRUCTION LLC  
6683 CISCO GARDENS ROAD WEST  
JACKSONVILLE, FL 32219  
(904) 307-6133**

**EMAIL: [landscape.construction@yahoo.com](mailto:landscape.construction@yahoo.com)**

**\*\*CERTIFIED JSEB & WBE\*\***

**JEA SAFETY CERTIFIED**

## **QUOTE**

September 9, 2025

To: City of Jacksonville

Attn: Jonathan Colburn

Re: Wooden Bollards – Hubbard St. between E 11<sup>th</sup> St. & E 10<sup>th</sup> St.

Landscape Construction LLC will provide labor, material, equipment, transportation and taxes to complete the following:

Source, supply and install 72 – 6'X6' pressure treated bollards, rated at .60 treatment.

Per the specifications provided, we will install 8 bollards at 9 separate locations.

Utility locates will be completed for each site.

Bollards will be consistent with those at the Legends Center.

Source, supply and install 54 reflectors on bollards.

TOTAL: \$19,527.00

*Quote valid for 30 days.*

Thank you for the opportunity.

Drew Ammons

**\*\*CERTIFIED JSEB & WBE\*\***

Jacksonville Tree Commission

Minutes

Wednesday September 17, 2025, 9:32 AM- 11:37 AM

Via Zoom Platform & In Person

\*Recording of Meeting can be obtained by sending requests to  
Joe Rainey [jrainey@coj.net]

For approval November 15th, 2025

**Commissioners:**

Curtis L. Hart, Chair (Council Appointee; 2021-0033-A)  
William Burke Vice Chair (Mayor Appointee; 2023-0695-A)  
Susan Fraser (Council Appointee; 2022-0063-A)  
Vacant (Mayor Appointee; 2023-0696-A)  
Alden Howell (Council Appointee; 2024-0388-A)  
Raul Arias, Council Liaison  
Nina Sickler, Director of Public Works

**Advisors:**

Justin Gearhart - City Arborist  
Shannon MacGillis - Office of General Counsel  
Jose Regueiro - Accounting  
Jonathan Colburn - Urban Forestry Manager

**Staff:** Joe Rainey

**1. Call to Order**

Conducted by Chair

**2. Roll Call and Verification of Quorum**

Conducted by Curtis L. Hart, Chair,

Commissioners present:

Curtis Hart  
Susan Fraser  
William Burke  
Nina Sickler

**Quorum present** (4, in person): Yes

**3. Call for Public Speakers (online & card):**

**a. Lisa Grubba, Greenscape of Jacksonville:** State of the Canopy event is tonight at WJCT Studios. Ms. Grubba will be retiring with New Executive Director Nicole Kresse is present to introduce herself.

**b. John Nooney: (Public Speaker)** Expressed his concerns regarding his trespass citation on Jacksonville University property (seeking pardon), and river access. Is lobbying for the purchase of his property by Potsburg Creek and greater waterfront access. Would like a tree commission resolution recognizing John Nooney's efforts in land acquisitions.

**c. Nancy Powell, Scenic Jacksonville:** Expressing support for legislation landscape code 448 and seeks resolution from tree commission.

**d. Action Items:**

**4. Prior Meeting Minutes.**

**Issue:** Minutes from August 20 Meeting to be approved as amended.

**Motion:** Approved

**Moved by:** Nina Sickler

**Second:** William Burke

**Vote:** approved, unanimous.

**5. Financial Report for Ordinance Tree Fund (15304), Charter Tree Fund (15305) and BJP (Attachment D) - Jose Regueiro**

1. Combined Revenues for Fiscal YTD are \$8.02M compared to \$6.61M Sep-24. An increase of \$1.41M year-on-year.
2. Combined Expenses for Fiscal YTD are \$3.90M compared to \$6.04M on Sep-24. A decrease of \$2.14M year-on-year.
3. Combined Revenues for Sep-25 were \$500.3K compared to \$1.07M for Sep-24, a decrease of \$569.4K. Meanwhile, expenses were \$334K and \$782K on Sep-25 and Sep-24, respectively.
4. Total unallocated funds were \$26.35M for Sep-25.
5. There is an issue with the Tree Mitigation website in the calculation of the Available for Appropriation calculation. The variance is \$12,601,358.50 as of the date of the report. We are investigating and will report on the results.
6. We discovered an error in the Aug-25 Financial package in the calculation of the cash. The error, \$48,453.55, understated the Unappropriated funds for Aug-25. The correct Aug-25 unappropriated funds are \$25,845,992.38. The

revised Aug-25 balance sheets are attached to the Sep-25 Financial Package.

**Powell:** Inquiry regarding increase in Funds and where they come from. **Hart:** greater portion is from expanding development but sustained increased revenue is not expected. **Sickler:** Regarding sustained fund balance, the new positions have been approved and are in process of being realized. New positions will support increased productivity in applying Tree Commission funds to more projects with the needed staff.

**6. Fund Status of 630-CITY, Remove & Replace and Level 2 Programs (Attachment E) - Justin Gearhart**

Total funds not appropriated at \$35.36M. Remaining in the four pools \$9.97M (R and R 2.92M; 630-City \$2.01M; Level 2 \$2.12M; and Level 3 \$2.47M).

Total obligated funds are \$3.23M as of September, 2025.

**7. Level 3 Project Proposals: NONE**

**8. Level 2 Project Proposals:**

**i. Gatorbowl and Bay St. - Justin Gearhart**

**Action Items: Verify Land Ownership, lower contract pricing incoming, requesting 10% contingency.**

**Motion:** Approve, for \$31,186.99

**Moved by:** William Burke

**Second:** Nina Sickler

**Vote: approved as presented, unanimous for \$31,186.99**

**ii. Marjenhoff Park - Johnathan Johnston**

**Action Items: Hart:** Requests that contact information to be provided on all proposals moving forward

**Motion:** Approve, for \$34,830

**Moved by:** Nina Sickler

**Second:** William Burke

**Vote: approved as presented, unanimous for \$34,830**

iii. Resilient Ribault - Johnathan Johnston, Kathleen McGovern

**TK Stokes Boat Ramp**

**Motion:** Approved for \$20,210

**Moved by:** William Burke

**Second:** Susan Fraser

**Vote:** Approved as presented, unanimous for \$20,210

**Charles "Boobie" Clark**

**Motion:** Approved for \$30,250

**Moved by:** Nina Sickler

**Second:** Curtis Hart

**Vote:** Approved as presented, unanimous for \$30,250

**Forestview Park**

**Motion:** Approved for \$13,200

**Moved by:** Curtis Hart

**Second:** William Burke

**Vote:** Approved as presented, unanimous for \$13,200

**Yancey Park**

**Motion:** Approved for \$17,650

**Moved by:** Nina Sickler

**Second:** Susan Fraser

**Vote:** Approved as presented, unanimous for \$17,650

**Charles Reese Park**

**Motion:** Approved for \$7,275

**Moved by:** Nina Sickler

**Second:** William Burke

**Vote:** Approved as presented, unanimous for \$7,275

**Simonds-Johnson Park**

**Motion:** Approved for \$20,100

**Moved by:** Nina Sickler

**Second:** William Burke

**Vote:** Approved as presented, unanimous for \$20,100



**Johnnie Walker Park and Pool**

**Motion:** Approved for \$25,050

**Moved by:** Nina Sickler

**Second:** Curtis Hart

**Vote:** Approved as presented, unanimous for \$25,050

**Ribault Preserve**

**Motion:** Approved for \$27,500

**Moved by:** Nina Sickler

**Second:** William Burke

**Vote:** Approved as presented, unanimous for \$27,500

**iv. Dames Point Park - Kathleen McGovern**

**Motion:** Approve, as amended for \$39,300

**Moved by:** Nina Sickler

**Second:** Susan Fraser

**Vote:** approved as presented, unanimous for \$39,300

**f) Updated Additions to Approved Species List Soapberry - Jonathan Colburn**

**Motion:** Approve,

**Moved by:** Nina Sickler

**Second:** William Burke

**Vote:** approved as presented, unanimous

**9. Status of Level 2 Projects:**

**See status report in Sept agenda Pgs 63-66**

**10. UFMP Update, Dr Jennifer Hinton:** Presentation. Please see supplemental documents for details.

Discussion regarding pros, cons and possible conflicts of the project and how this can be applied to Tree Commission business.

11. Taskforce: No update

**12. Old Business:**

**SPAR 2025 Canopy Wooden Ballard Quote - Jonathan Colburn**

**Zach Hanson:** as representative of applicant agreed to forgo the planting of the particular trees that required the use of bollards to avoid delays in project.

**13. New Business:**

END OF MEETING 11:37 AM

DRAFT

ATTACHMENT 1

Jacksonville Tree Commission

Minutes

Wednesday September 17, 2025, 9:32 AM- 11:37 AM

Via Zoom Platform & In Person

\*Recording of Meeting can be obtained by sending requests to  
Joe Rainey [jrainey@coj.net]

For approval October 15th, 2025

**Commissioners:**

Curtis L. Hart, Chair (Council Appointee; 2021-0033-A)  
William Burke Vice Chair (Mayor Appointee; 2023-0695-A)  
Susan Fraser (Council Appointee; 2022-0063-A)  
Vacant (Mayor Appointee; 2023-0696-A)  
Alden Howell (Council Appointee; 2024-0388-A)  
Raul Arias, Council Liaison  
Nina Sickler, Director of Public Works

**Advisors:**

Justin Gearhart - City Arborist  
Shannon MacGillis - Office of General Counsel  
Jose Regueiro - Accounting  
Jonathan Colburn - Urban Forestry Manager

**Staff:** Joe Rainey

**1. Call to Order**

Conducted by Chair

**2. Roll Call and Verification of Quorum**

Conducted by Curtis L. Hart, Chair,

Commissioners present:

Curtis Hart  
Susan Fraser  
William Burke  
Nina Sickler

**Quorum present** (4, in person): Yes

**3. Call for Public Speakers (online & card):**

**a. Lisa Grubba, Greenscape of Jacksonville:** State of the Canopy event is tonight at WJCT Studios. Ms. Grubba will be retiring with New Executive Director Nicole Kresse is present to introduce herself.

**b. John Nooney: (Public Speaker)** Expressed his concerns regarding his trespass citation on Jacksonville University property (seeking pardon), and river access. Is lobbying for the purchase of his property by Potsburg Creek and greater waterfront access. Would like a tree commission resolution recognizing John Nooney's efforts in land acquisitions.

**c. Nancy Powell, Scenic Jacksonville:** Expressing support for legislation landscape code 448 and seeks resolution from tree commission.

**d. Action Items:**

**4. Prior Meeting Minutes.**

**Issue:** Minutes from August 20 Meeting to be approved as amended.

**Motion:** Approved

**Moved by:** Nina Sickler

**Second:** William Burke

**Vote:** approved, unanimous.

**5. Financial Report for Ordinance Tree Fund (15304), Charter Tree Fund (15305) and BJP (Attachment D) - Jose Regueiro**

1. Combined Revenues for Fiscal YTD are \$8.02M compared to \$6.61M Sep-24. An increase of \$1.41M year-on-year.
2. Combined Expenses for Fiscal YTD are \$3.90M compared to \$6.04M on Sep-24. A decrease of \$2.14M year-on-year.
3. Combined Revenues for Sep-25 were \$500.3K compared to \$1.07M for Sep-24, a decrease of \$569.4K. Meanwhile, expenses were \$334K and \$782K on Sep-25 and Sep-24, respectively.
4. Total unallocated funds were \$26.35M for Sep-25.
5. There is an issue with the Tree Mitigation website in the calculation of the Available for Appropriation calculation. The variance is \$12,601,358.50 as of the date of the report. We are investigating and will report on the results.
6. We discovered an error in the Aug-25 Financial package in the calculation of the cash. The error, \$48,453.55, understated the Unappropriated funds for Aug-25. The correct Aug-25 unappropriated funds are \$25,845,992.38. The

revised Aug-25 balance sheets are attached to the Sep-25 Financial Package.

**Powell:** Inquiry regarding increase in Funds and where they come from. **Hart:** greater portion is from expanding development but sustained increased revenue is not expected. **Sickler:** Regarding sustained fund balance, the new positions have been approved and are in process of being realized. New positions will support increased productivity in applying Tree Commission funds to more projects with the needed staff.

**6. Fund Status of 630-CITY, Remove & Replace and Level 2 Programs (Attachment E) - Justin Gearhart**

Total funds not appropriated at \$35.36M. Remaining in the four pools \$9.97M (R and R 2.92M; 630-City \$2.01M; Level 2 \$2.12M; and Level 3 \$2.47M).

Total obligated funds are \$3.23M as of September, 2025.

**7. Level 3 Project Proposals: NONE**

**8. Level 2 Project Proposals:**

**i. Gatorbowl and Bay St. - Justin Gearhart**

**Action Items:** Verify Land Ownership, lower contract pricing incoming, requesting 10% contingency.

**Motion:** Approve, for \$31,186.99

**Moved by:** William Burke

**Second:** Nina Sickler

**Vote:** approved as presented, unanimous for \$31,186.99

**ii. Marjenhoff Park - Johnathan Johnston**

**Action Items:** **Hart:** Requests that contact information to be provided on all proposals moving forward

**Motion:** Approve, for \$34,830

**Moved by:** Nina Sickler

**Second:** William Burke

**Vote:** approved as presented, unanimous for \$34,830

**iii. Resilient Ribault - Johnathan Johnston, Kathleen McGovern**

**TK Stokes Boat Ramp**

**Motion:** Approved for \$20,210

**Moved by:** William Burke

**Second:** Susan Fraser

**Vote:** Approved as presented, unanimous for \$20,210

**Charles "Boobie" Clark**

**Motion:** Approved for \$30,250

**Moved by:** Nina Sickler

**Second:** Curtis Hart

**Vote:** Approved as presented, unanimous for \$30,250

**Forestview Park**

**Motion:** Approved for \$13,200

**Moved by:** Curtis Hart

**Second:** William Burke

**Vote:** Approved as presented, unanimous for \$13,200

**Yancey Park**

**Motion:** Approved for \$17,650

**Moved by:** Nina Sickler

**Second:** Susan Fraser

**Vote:** Approved as presented, unanimous for \$17,650

**Charles Reese Park**

**Motion:** Approved for \$7,275

**Moved by:** Nina Sickler

**Second:** William Burke

**Vote:** Approved as presented, unanimous for \$7,275

**Simonds-Johnson Park**

**Motion:** Approved for \$20,100

**Moved by:** Nina Sickler

**Second:** William Burke

**Vote:** Approved as presented, unanimous for \$20,100

**Johnnie Walker Park and Pool**

**Motion:** Approved for \$25,050

**Moved by:** Nina Sickler

**Second:** Curtis Hart

**Vote:** Approved as presented, unanimous for \$25,050

**Ribault Preserve**

**Motion:** Approved for \$27,500

**Moved by:** Nina Sickler

**Second:** William Burke

**Vote:** Approved as presented, unanimous for \$27,500

**iv. Dames Point Park - Kathleen McGovern**

**Motion:** Approve, as amended for \$39,300

**Moved by:** Nina Sickler

**Second:** Susan Fraser

**Vote:** approved as presented, unanimous for \$39,300

**f) Updated Additions to Approved Species List Soapberry - Jonathan Colburn**

**Motion:** Approve,

**Moved by:** Nina Sickler

**Second:** William Burke

**Vote:** approved as presented, unanimous

**9. Status of Level 2 Projects:**

**See status report in Sept agenda Pgs 63-66**

**10. UFMP Update, Dr Jennifer Hinton:** Presentation. Please see supplemental documents for details.

Discussion regarding pros, cons and possible conflicts of the project and how this can be applied to Tree Commission business.

11. Taskforce: No update

**12. Old Business:**

**SPAR 2025 Canopy Wooden Ballard Quote - Jonathan Colburn**

**Zach Hanson:** as representative of applicant agreed to forgo the planting of the particular trees that required the use of bollards to avoid delays in project.

**13. New Business:**

END OF MEETING 11:37 AM

APPROVED

ATTACHMENT 1