

# **Jacksonville Tree Commission**

**Wednesday January 15, 2024, 9:30 AM**

**Ed Ball Building, 10<sup>th</sup> Floor, Conference Room 5  
and Zoom Webinar**

**Commissioners:** Curtis Hart, Chair  
Susan Fraser  
Chris Miller  
Nina Sickler  
William Burke, Vice Chair  
Alden Howell

**Advisors:** Jonathan Colburn  
Shannon MacGillis  
Jose Regueiro  
Justin Gearhart

**Staff:** Joe Rainey

## **AGENDA**

*Order of Agenda is Subject to Change*

- 1. Call to Order - Chair**
- 2. Roll Call and Verification of Quorum – Chair**
- 3. Submittal of Speaker's Cards – Chair**
  - a) A raised hand icon will be acknowledged by the Chair.
  - b) For those attending in person, paper speakers' cards will be available.
- 4. Public Comment:**
- 5. Action Items:**
  - a) Approval of Minutes December 18th, 2024 – Chair
  - b) Level 3 Project Proposal – **NONE**
  - c) Level 2 Project Proposal - **NONE**
- 6. Reports:**
  - a) Financial Report for Ordinance Tree Fund (15304), Charter Tree Fund (15305) and BJP (Attachment D) – Jose Regueiro
  - b) Fund Status of 630-CITY, Remove & Replace and Level 2 Programs (Attachment E) – Justin Gearhart
  - c) Status of Level 2 Tree Projects (Attachment F) – Justin Gearhart
  - d) Parks Department Project Update – Kathleen McGovern/Jill Enz
  - e) UFMP Update --Valerie Feinberg

**7. New Business:**

- a) Toronto Expands Tree Canopy Discussion – Susan Fraser

**8. Old Business:**

- 9. Adjournment** – Next meeting February 19, 2025, 9:30am-11:30am as a Hybrid/Webinar meeting in Ed Ball Building, 10<sup>th</sup> Floor, Public Works Office, Conference Room 5.

Jacksonville Tree Commission

Minutes

Wednesday December 18, 2024, - 9:30 AM

Via Zoom Platform & In Person

[Recording of Meeting can be obtained by sending request to  
Joe Rainey [jrainey@coj.net]

For approval January 15, 2025

**Commissioners:**

Curtis L. Hart, Chair (Council Appointee; 2021-0033-A)  
Susan Fraser (Council Appointee; 2022-0063-A)  
Vacant (Mayor Appointee; 2023-0696-A)  
William Burke (Mayor Appointee; 2023-0695-A)  
Alden Howell (Council Appointee; 2024-0388-A)  
Chris Miller Council Liaison  
Nina Sickler, Director of Public Works

**Advisors:**

Jonathan Colburn - Urban Forestry Manager  
Justin Gearhart - City Arborist  
Shannon MacGillis - Office of General Counsel  
Jose Regueiro - Accounting

**Staff:** Joe Rainey

**1. Call to Order**

Conducted by Chair

**2. Roll Call and Verification of Quorum**

Conducted by Chair, Commissioners present:

Curtis Hart, Chair  
Susan Fraser  
Nina Sickler  
William Burke  
Chris Miller

**Quorum present** (4, in person): yes

**3. Call for Public Speakers (online & card):**

**NONE**

## **Action Items:**

### **1. Prior Meeting Minutes.**

**Issue:** The minutes from November 20, 2024, pending approval

**Motion:** Approve, as presented.

**Moved by:** Nina Sickler

**Second:** Susan Fraser

**Vote:** **September minutes** approved, unanimous.

### **2. Level 2 Project Proposal(s) :**

**Atlantic Blvd- Justin Gearhart- Gearhart:** Request tree install in medians, 20 crepe myrtles, total: \$45,379.20. FDOT has been communicated to regarding trimming and maintenance requirements.  
(See Details on PG 3 of December Agenda)

**Motion:** Approve, as presented.

**Moved by:** Nina Sickler

**Second:** William Burke

**Vote:** approved, unanimous.

**Five Points - Gearhart:** Request to replace Washingtonian Palms with 13 Eagleston Hollies and 2 Winged Elm, total: \$35,226.  
**Fraser:** concerns over encroachment on foot traffic and signage.  
**Gearhart:** Will discuss with applicant and merchants as to any issues, concerns and viability  
(See Details on PG 9 of December Agenda)

**Chair:** **Defer to January meeting,** pending outcome of merchant outreach.

**Palmetto Leaves Regional - McGovern:** deferred from last meeting adjustments made to tree count and location. JEA has been consulted with no concerns found. Total: \$152,650  
(See Details on PG 14 of December Agenda)

**Motion:** Approve, as presented.

**Moved by:** Susan Fraser

**Second:** William Burke

**Vote:** approved, unanimous

### **3. Suggested new species for approval: Shortleaf Pine.**

**Colburn:** after review of current planting on Union Street not optimally located but in very good shape.

**Fraser:** If planted in appropriate location with soil amendments and necessary environments.

**Miller:** Concerns on availability (See Details on PG 22 of December Agenda)

**Motion:** Approve.

**Moved by:** Nina Sickler

**Second:** William Burke

**Vote:** approved, unanimous

#### **4. Financial Report: Jose Regueiro:**

**a. Combined revenues:** Fiscal year \$1.2M compared to \$604K thousand on November 23. Combined expenses yearly are \$409K, compared to \$615K combined revenues for November 2024. \$646K compared to a \$195K for November 2023, an increase of \$451K. Meanwhile, expenses were \$248K, \$391K on November 2024 and November 2023 respectively.

**b. Fund Status: Justin Gearhart:** Total funds not appropriated \$27.785M. Remaining in the three pools in public works \$1.7M. For 630-City \$2.1M. For level 2 \$4.3M and Level 3 \$2.3M.

**Hart:** Requests report be formatted larger

**Gearhart:** suggests combining financial reports to alleviate duplicates and report timing complications.

**Authorized:** to trim Packages down, "Highlights, and Summary" pages to remain.

(See Details on PGs 23-46 of December Agenda)

**5. Status of Level 2: Justin Gerhart: Changes** North Bank River walk and Fishwier Park are off warranty, previous project approved last time all passed MBRC are starting scheduling and planning stages.

(See Details on PG 47 of December Agenda)

**No Motion/ No Vote.**

#### **6. Parks Department Project Update:**

**JillENZ:** Summary of Parks tree warranty history.

**McGovern:** The report started from April 2023

**Discussion:** Details relating to warranty, install procedures, vandalism and environmental/weather conditions related to tree remove/replace delays, failures and damages. Review of provided spreadsheets, warranty, replacement and costs.

(See Details on PG 53 of December Agenda)

**No Motion/ No Vote.**

## **6. New Business**

**Fraser:** Taskforce meeting for December has been postponed to January for collection of materials for new digital library resources and to allow speakers to sign on and prepare. She is looking to schedule the Task Force meetings moving forward to coincide with Tree Commission dates. Jon Colburn will be taking lead in collecting and organizing digital library submissions. Looking to ramp up for January.

**No Motion/ No Vote.**

END OF MEETING 10:27AM

ATTACHMENT 1

DRAFT

## **City of Jacksonville**

### **Tree Commission**

### **Financial Highlights**

**December 31, 2024**

1. Combined Revenues Fiscal YTD are \$1.82M compared to \$931.3 thousand on Dec-23. An increase of \$893.7K year-on-year.
2. Combined Expenses Fiscal YTD are \$766.8M compared to \$1.821M on Dec-23. A decrease of \$1.054M year-on-year.
3. Combined Revenues for Dec-24 were \$610.9K compared to \$327K for Dec-23, an increase of \$283.9K. Meanwhile, expenses were \$357.3K and \$1.21M on Dec-24 and Dec-23, respectively.
4. Total unallocated funds were \$22.24M for Dec- 24.



**City of Jacksonville**  
**Tree Commission**  
**Financials Combined**  
**Balance Sheet**  
**December 31, 2024**

<b>Cash</b>	36,895,677.98	
-------------	---------------	--

<b>Accounts Payable</b>	97,996.61	
Other Adjustments	-	

<b>Fund Balance</b>		
Beginning Fund Balance	35,739,670.84	
YTD Gain\Loss	1,058,010.53	
Adjusted Fund Balance	36,797,681.37	

**Available Balance Calculation**

Cash	36,895,677.98	Bank Funds
Less:		
AP	97,996.61	
Other Adjustments	-	
Funds Available	10,139,384.41	Appropriated Funds by City Council
Encumbrances (Open POs)	4,410,931.39	Appropriated and Allocated
<b>Sub-Total Adjustments</b>	14,648,312.41	
 <b>Unappropriated/Unallocated</b>	 22,247,365.57	 Funds 15304 & 15305
 <b>BJP Unallocated Funds</b>	 570,970.18	 Better Jacksonville Plan * Funds Available Moved to County-Wide Tree Prog

\* Better Jacksonville funds were appropriated to  
Activity 378 - County Wide Tree Prog Right of Way  
Not in Ordinance Fund.

**City of Jacksonville**  
**Tree Commission**  
**Financials Combined**  
**Statement of Activity**  
**December 31, 2024**

	<b>Actuals</b>		<b>Budget</b>
	<b>31-Dec</b>	<b>YTD</b>	
<b>Revenues</b>			
Ordinance appropriation			530,506.00
Tree Mitigation Funds - Article 25	85,827.00	218,157.00	
Investment Pool Earnings	146,917.09	277,671.09	
Contributions From Private Sources	371,676.00	1,305,536.00	
Misc Sales and Charges	-	-	
Contribution-Loss Deductible	6,533.47	23,472.19	
Transfer from fund balance	-	-	
Total	610,953.56	1,824,836.28	530,506.00
<b>Expenses</b>			
Summarized expenses	357,285.21	766,825.75 *	12,817,141.55
<b>Net</b>	253,668.35	1,058,010.53	(12,286,635.55)

\* Budget is comprised of current year budget and prior year carry forward.

**City of Jacksonville**  
**Tree Commission**  
**Ordinance - 15304 - Tree Protection & Related Expenditures**  
**Balance Sheet**  
**December 31, 2024**

<b><u>Equity in Pooled Cash</u></b>	26,404,411.68
-------------------------------------	---------------

<b><u>Accounts Payable</u></b>	97,996.61
--------------------------------	-----------

<b><u>Other Adjustments</u></b>	-
---------------------------------	---

**Fund Balance**

Beginning Fund Balance	25,424,487.14
------------------------	---------------

YTD Gain\Loss	881,927.93
---------------	------------

Adjusted Fund Balance	<u>26,306,415.07</u>
-----------------------	----------------------

**Available Balance Calculation**

Cash	26,306,415.07
------	---------------

Less:

AP	97,996.61
----	-----------

Other Adjustments	-
-------------------	---

Funds Available(Budget)	7,769,952.45
-------------------------	--------------

Encumbrances (Open POs)	<u>4,379,308.52</u>
-------------------------	---------------------

<b>Sub-Total Adjustments</b>	<u>12,247,257.58</u>
------------------------------	----------------------

<b>Unappropriated/Unallocated</b>	<u><u>14,059,157.49</u></u>
-----------------------------------	-----------------------------

**City of Jacksonville**  
**Tree Commission**  
**Ordinance - 15304 - Tree Protection & Related Expenditures**  
**Statement of Activity**  
**December 31, 2024**

	<u>31-Dec</u>	<u>YTD</u>	<u>Budget</u>
<b>Revenues</b>			
Ordinance appropriation			530,506.00
Tree Mitigation Funds - Article 25	13,225.00	21,775.00	
Investment Pool Earnings	105,410.92	199,025.32	
Contributions From Private Sources	371,676.00	1,305,536.00	
Misc Sales and Charges	-	-	
Contribution-Loss Deductible	6,533.47	23,472.19	
Total Revenue	<u>496,845.39</u>	<u>1,549,808.51</u>	<u>530,506.00</u>
<b>Expenses</b>			
Expenses	357,285.21	667,880.58	12,817,141.55
<b>Net</b>	<u>139,560.18</u>	<u>881,927.93</u>	<u>(12,286,635.55)</u>

**City of Jacksonville**  
**Tree Commission**  
**Charter - 15305- Tree Mitigation & Related Expenditures**  
**Balance Sheet**  
**December 31, 2024**

<b><u>Equity in Pooled Cash</u></b>	10,491,266.30
-------------------------------------	---------------

<b><u>Accounts Payable</u></b>	-
--------------------------------	---

<b><u>Fund Balance</u></b>	
Beginning Fund Balance 10/1/24	10,315,183.70
YTD Gain\Loss	<u>176,082.60</u>
Adjusted Fund Balance	<u>10,491,266.30</u>

Available Balance Calculation	
Cash	10,491,266.30
Less:	
AP	
Funds Available	2,369,431.96
Encumbrances (Open POs)	<u>31,622.87</u>
Sub-total	<u>2,401,054.83</u>

<b>Unappropriated/Unallocated</b>	<u><u>8,090,211.47</u></u>
-----------------------------------	----------------------------

**City of Jacksonville**  
**Tree Commission**  
**Charter - 15305- Tree Mitigation & Related Expenditures**  
**Statement of Activity**  
**December 31, 2024**

	<b>Actuals</b>		<b>Budget</b>
	<b>31-Dec</b>	<b>YTD</b>	
<b>Revenues</b>			-
Tree Mitigation Funds - Article 25	72,602.00	196,382.00	
Investment Pool Earnings	41,506.17	78,645.77	
	114,108.17	275,027.77	
<b>Expenses</b>			
Trust Fund Authorized Expenditures	-	98,945.17	-
<b>Net</b>	114,108.17	176,082.60	-

Month of: As of 12/31/2024

Ledger COJ PL - Modified Accrual

Fund 15304 Tree Protection &amp; Related

Account	Description	Beginning Balance (USD)	Debits (USD)	Credits (USD)	Ending Balance (USD)
104001	Equity in Pooled Cash Account	28,405,516.94	235,281.51	24,014.87	28,616,783.58
104201	Cash - JP Accounts Payable	-133,413.00	0.00	0.00	-133,413.00
104206	Cash - JP General Deposit	-1,323,448.40	1,818,524.82	1,241,961.36	-746,884.94
104299	Bank Clearing	-527,070.43	1,229,177.36	1,615,219.78	-913,112.85
104998	Zero Invoice Clearing	-2,077.50	0.00	0.00	-2,077.50
104999	Cash Clearing	-416,883.61	0.00	0.00	-416,883.61
201101	Vouchers Payable Account	-575,948.88	2,614,975.19	2,137,022.92	-97,996.61
216101	Accrued Payroll Payable	-2,187.98	2,187.98	0.00	0.00
284101	Fund Balance - Unassigned Account	-25,424,487.14	0.00	0.00	-25,424,487.14
					-881,927.93
					-26,306,415.07
343750	Tree Mitigation Funds - Article 25	0.00	0.00	21,775.00	-21,775.00
361101	Investment Pool Earnings	0.00	0.00	199,025.32	-199,025.32
366020	Contributions From Private Sources	0.00	0.00	1,305,536.00	-1,305,536.00
369400	Contribution-Loss Deductible	0.00	0.00	23,472.19	-23,472.19
512010	Permanent and Probationary Salaries	0.00	16,632.22	1,931.73	14,700.49
514010	Salaries Overtime	0.00	679.00	0.00	679.00
521020	Medicare Tax	0.00	221.36	24.45	196.91
522070	Disability Trust Fund-ER	0.00	49.91	5.79	44.12
522130	GEPP Defined Contribution DC-ER	0.00	1,945.97	226.01	1,719.96
523010	Group Dental Plan	0.00	45.00	0.00	45.00
523030	Group Life Insurance	0.00	26.16	0.00	26.16
523040	Group Hospitalization Insurance	0.00	3,520.50	0.00	3,520.50
524001	City Employees Worker's Compensation	0.00	815.76	0.00	815.76
545020	General Liability Insurance	0.00	78.99	0.00	78.99
549006	Trust Fund Authorized Expenditures	0.00	1,701,699.20	1,055,645.51	646,053.69
Total for Fund 15304		0.00	7,625,860.93	7,625,860.93	-881,927.93

Month of: As of 12/31/24

**Ledger****Fund** 15305 Tree Mitigation & Related Expense

Account	Description	Beginning Balance (USD)	Debits (USD)	Credits (USD)	Ending Balance (USD)
104001	Equity in Pooled Cash Account	8,515,013.70	104,698.77	0.00	8,619,712.47
104201	Cash - JP Accounts Payable	-2,295.00	0.00	0.00	-2,295.00
104206	Cash - JP General Deposit	1,802,465.00	196,382.00	124,998.17	1,873,848.83
104299	Bank Clearing	0.00	98,945.17	98,945.17	0.00
201101	Vouchers Payable	0.00	98,945.17	98,945.17	0.00
284101	Fund Balance - Unassigned Account	-10,315,183.70	0.00	0.00	-10,315,183.70
					-176,082.60
					-10,491,266.30
343750	Tree Mitigation Funds - Article 25	0.00	0.00	196,382.00	-196,382.00
361101	Investment Pool Earnings	0.00	0.00	78,645.77	-78,645.77
549006	Trust Fund Authorized Expenditures	0.00	98,945.17	0.00	98,945.17
<b>Total for</b>		0.00	597,916.28	597,916.28	-176,082.60

**End of Report**



As of 12/31/2024

## Review Budgetary Control Balances

Done

\* Control Budget COJ Detail Budget ▼

Saved Search ▼

Search

Amount Type Year to date

\* Budget Period Dec-24 ▼

Funds Available All amounts

Currency USD

\* Fund 15304 ▼

\* Center All Center Values

* Account	500000	▼
-----------	--------	---

\* Project All Project Values ▼

\* Activity All Activity Values

\* Interfund All Interfund Values ▼

* Future	0000000	▼
----------	---------	---

**Search    Reset    Save**

## Budget Balances

View    **Detach**  **Wrap** **Transfer Budget**   0

	Fund	Center	Account	Project	Activity	Interfund	Future	Year to Date Period	Initial Budget	Budget Adjustments	Total Budget	Commitments	Obligations	Expenditures	Funds Available Amount
	15304	151004	549521	000000	00000982	000000	00000000	Dec-24	0.00	330.42	330.42	0.00	0.00	0.00	330.42
	15304	151004	549533	000000	00000982	000000	00000000	Dec-24	0.00	0.50	0.50	0.00	0.00	0.00	0.50
	15304	151004	582001	000000	00000982	000000	00000000	Dec-24	0.00	1,600.00	1,600.00	0.00	0.00	0.00	1,600.00
	15304	154006	512010	000000	00000000	000000	00000000	Dec-24	70,315.00	-2,499.41	67,815.59	0.00	0.00	14,700.49	53,115.10
	15304	154006	514010	000000	00000000	000000	00000000	Dec-24	0.00	-3,655.79	-3,655.79	0.00	0.00	679.00	-4,334.79
	15304	154006	518001	000000	00000000	000000	00000000	Dec-24	0.00	-1,331.85	-1,331.85	0.00	0.00	0.00	-1,331.85
	15304	154006	521020	000000	00000000	000000	00000000	Dec-24	1,023.00	14.06	1,037.06	0.00	0.00	196.91	840.15
	15304	154006	522070	000000	00000000	000000	00000000	Dec-24	211.00	-7.53	203.47	0.00	0.00	44.12	159.35
	15304	154006	522130	000000	00000000	000000	00000000	Dec-24	8,227.00	-291.44	7,935.56	0.00	0.00	1,719.96	6,215.60
	15304	154006	523010	000000	00000000	000000	00000000	Dec-24	180.00	-330.00	-150.00	0.00	0.00	45.00	-195.00
	15304	154006	523030	000000	00000000	000000	00000000	Dec-24	124.00	144.76	268.76	0.00	0.00	26.16	242.60
	15304	154006	523040	000000	00000000	000000	00000000	Dec-24	10,519.00	-6,557.26	3,961.74	0.00	0.00	3,520.50	441.24
	15304	154006	524001	000000	00000000	000000	00000000	Dec-24	3,363.00	0.00	3,363.00	0.00	0.00	815.76	3,447.74
	Total								573,834.00	12,243,307.55	12,817,141.55	0.00	4,379,308.52	667,880.58	7,769,952.45

	<u>12/31/2024</u>	<u>11/30/2024</u>	<u>MoM Variance</u>
Total Budget	12,817,141.55	13,344,305.70	(527,164.15)
Encumbrance	4,379,308.52	5,005,023.91	(625,715.39)
Available Funds	7,769,952.45	8,028,686.42	(258,733.97)

As of 11/30/2024

## Review Budgetary Control Balances

* Control Budget	COJ Detail Budget	▼
------------------	-------------------	---

Saved Search ▼

Search

Amount Type Year to date ▼

\* Budget Period Dec-24 ▼

Funds Available All amounts

Currency USD

* Fund	15305	▼
--------	-------	---

\* Center All Center Values

\* Account 500000 ▼

\* Project All Project Values ▼

\* Activity All Activity Values ▼


* Interfund	All Interfund Values	▼
-------------	----------------------	---

\* Future All Future Values ▼

Search Reset Save

## Budget Balances

View ▾   Detach  Wrap **Transfer Budget ▾**  0

	<input type="text"/>	<input type="text"/>	<input type="text"/>	<input type="text"/>	<input type="text"/>	<input type="text"/>	<input type="text"/>	<input type="text"/>	<input type="text"/>	<input type="text"/>	<input type="text"/>	<input type="text"/>	<input type="text"/>	<input type="text"/>	<input type="text"/>
	Fund	Center	Account	Project	Activity	Interfund	Future	Year to Date Period	Initial Budget	Budget Adjustments	Total Budget	Commitments	Obligations	Expenditures	Funds Available Amount
	15305	151004	549006	000000	00000378	00000	0000000	Dec-24	0.00	1,000,000.00	1,000,000.00	0.00	6,886.58	0.00	993,113.42
	15305	151004	549006	000000	00001315	00000	0000000	Dec-24	0.00	1,500,000.00	1,500,000.00	0.00	24,736.29	98,945.17	1,376,318.54
	Total								0.00	2,500,000.00	2,500,000.00	0.00	31,622.87	98,945.17	2,369,431.96

	<b>12/31/2024</b>	<b>11/30/2024</b>	<b>MoM Variance</b>
Total Budget	2,500,000.00	2,500,000.00	-
Encumbrance	31,622.87	31,622.87	-
Available Funds	2,369,431.96	2,369,431.96	-

As of 12/31/2024

## Review Budgetary Control Balances

Done

\* Control Budget COJ Detail Budget ▼

Saved Search

Search

Amount Type Year to date ▼

\* Budget Period Dec-24 ▼

Funds Available All amounts ▼

Currency USD

* Fund	35101	▼
--------	-------	---

* Center	151004	▼
----------	--------	---

* Account	500000	
-----------	--------	--

* Project	All Project Values	▼
-----------	--------------------	---

\* Activity 00000378 ▼


* Interfund	All Interfund Values	▼
-------------	----------------------	---

* Future	All Future Values	▼
----------	-------------------	---

Search Reset Save

## Budget Balances

View ▾    **Detach**  Wrap **Transfer Budget** ▾  0

															
	Fund	Center	Account	Project	Activity	Interfund	Future	Year to Date Period	Initial Budget	Budget Adjustments	Total Budget	Commitments	Obligations	Expenditures	Funds Available Amount
	35101	151004	561030	000000	00000378	00000	0000000	Dec-24	0.00	1,537,783.84	1,537,783.84	0.00	737,443.14	229,370.52	570,970.18
	Total								0.00	1,537,783.84	1,537,783.84	0.00	737,443.14	229,370.52	570,970.18

	<b>12/31/2024</b>	<b>11/30/2024</b>	<b>MoM Variance</b>
Total Budget	1,537,783.84	1,715,991.58	(178,207.74)
Encumbrance	737,443.14	849,024.71	(111,581.57)
Available Funds	570,970.18	749,177.92	(178,207.74)

**City of Jacksonville**  
**Tree Commission**  
**Activity/Project Status as of 12 /31/2024**

		<b>Budget</b>	<b>Obligation</b>	<b>Expenditures</b>	<b>Funds Available</b>
		<b>12/31/2024</b>	<b>12/31/2024</b>	<b>12/31/2024</b>	<b>12/31/2024</b>
151004-PWOD Tree Mitigation & Related Expenses - Conservation and Resource Manag	00000378-County-Wide Tree Prog-Remove - Replace	973,450.99	503,487.22	251,622.88	218,340.89
151004-PWOD Tree Mitigation & Related Expenses - Conservation and Resource Manag	00000541-Hammond Blvd Project	10,283.00	-	-	10,283.00
151004-PWOD Tree Mitigation & Related Expenses - Conservation and Resource Manag	00000982-Tree Protection & Related Expenses	2,294.73	-	-	2,294.73
151004-PWOD Tree Mitigation & Related Expenses - Conservation and Resource Manag	00001315-Level 2 Tree Planting Program	5,108,991.78	2,125,705.18	148,630.47	2,834,656.13
151004-PWOD Tree Mitigation & Related Expenses - Conservation and Resource Manag	00001316-Moncrief Rd Beautification Project	140,238.62	-	-	140,238.62
151004-PWOD Tree Mitigation & Related Expenses - Conservation and Resource Manag	00001623-Level 3 Tree Planting Program	3,677,648.60	1,316,974.36	-	2,360,674.24
		9,912,907.72	3,946,166.76	400,253.35	5,566,487.61
154006-PWML Tree Maintenance - Other Physical Environment	00000000-No Activity	548,820.39	266,849.36	223,952.21	58,018.82
	All Activity Values	548,820.39	266,849.36	223,952.21	58,018.82
154007-PWML 630-City Tree Planting Prog - Other Physical Environment	00000000-No Activity	2,355,413.44	166,292.40	43,675.02	2,145,446.02
	All Activity Values	2,355,413.44	166,292.40	43,675.02	2,145,446.02
15305 - Charter					
151004-PWOD Tree Mitigation & Related Expenses - Conservation and Resource Manag	00000378-County-Wide Tree Prog-Remove - Replace	2,500,000.00	31,622.87	98,945.17	2,369,431.96
	Total 15304 & 15305	15,317,141.55	4,410,931.39	766,825.75	10,139,384.41
City - JTA Transprotation Project - Fund 35101					
151004-PWOD Tree Mitigation & Related Expenses - Conservation and Resource Manag	00000378-County-Wide Tree Prog-Remove - Replace	1,537,783.84	737,443.14	229,370.52	570,970.18
	Adjusted Totals	16,854,925.39	5,148,374.53	996,196.27	10,710,354.59



TREE REMOVAL PERMIT INFORMATION



Click here to search detailed information on Site Clearing and Tree Removal Permits. In reviewing tree removal information on a specific permit, for "B" permits click on the Spec 2 tab; for "L" permits click on the Tree Mitigation tab.



TREE FUND CITY PLANTING PROJECTS

Click here to search detailed information about City Tree Fund Planting Projects.



AVAILABLE FOR APPROPRIATION

15F (Ordinance): \$14,051,743.18  
15N (Charter): \$8,049,300.30  
Total: \$22,101,043.48



FILE AN ISSUE

Click here to report site clearing or tree removal without a permit, or to request tree maintenance on public property. In the CARE System, select "Tree Remove or Landscape Violation" from the dropdown.

Disclaimer: The AVAILABLE FOR APPROPRIATION information shown on this page is updated nightly from the City's financial records, but does not include any pending appropriations, or other financial transactions of the funds which have not been completed.



If you experience difficulty viewing or accessing the documents provided on this site, or navigating this application's table features, using any assistive technology please contact the Disabled Services Division at 904-630-4940 or 904-630-4933 (TTY) to request an accommodation.

© 2025 - Official City of Jacksonville and Duval County Government Website, All Rights Reserved. Version: 1.0.0.6

## Jacksonville Tree Commission

### Available Funds Summary (as of January, 2025)

	Dec-24	Jan-25
<b>15F Ordinance Funds Available for Council Appropriation (a)</b>	<b>\$13,151,511.89</b>	<b>\$14,051,743.18</b>
Allocated for Remove and Replace to Public Works (b)	\$1,784,424.49	\$1,784,424.49
Allocated for 630-City to Public Works (c)	\$2,145,446.02	\$2,088,044.56
Available for Level 2 Allocation by Tree Commission (d)	\$4,358,490.27	\$4,115,920.54
Available for Level 3 Allocation by Tree Commission (e)	\$2,360,674.24	\$2,360,674.24
<b>Total Allocated to PW for 630-City and Remove &amp; Replace (b) + (c)</b>	<b>\$3,929,870.51</b>	<b>\$3,872,469.05</b>
<b>Total Available for Allocation by Tree Commission (d) + (e)</b>	<b>\$6,719,164.51</b>	<b>\$6,476,594.78</b>
<b>15N Charter Funds Available for Council Appropriation (f)</b>	<b>\$7,915,270.44</b>	<b>\$8,049,300.30</b>
<b>BJP Tree Mitigation Dollars available for Council Appropriation (g)</b>	<b>\$0.00</b>	<b>\$0.00</b>
<b>Total Avail for Appropriation by Council (a) + (f) + (g)</b>	<b>\$21,066,782.33</b>	<b>\$22,101,043.48</b>
<b>Total Avail for Allocation by Tree Commission (d) + (e)</b>	<b>\$6,719,164.51</b>	<b>\$6,476,594.78</b>
<b>Total Funds Not Obligated</b>	<b>\$31,715,817.35</b>	<b>\$32,450,107.31</b>

### Encumbered Funds Summary (as of January 2025)

	Dec-24	Jan-25
Obligated Level 2 Proj Funds	\$2,014,797.71	\$2,158,540.73
Obligated Level 3 Proj Funds	\$1,316,974.36	\$1,316,974.36
<b>Total Funds Obligated</b>	<b>\$3,331,772.07</b>	<b>\$3,475,515.09</b>

**\*Since 2017\*****15F Remove and Replace**

15304 Ordinance Funds Available for Appropriation: As of 01/01/2025 there is \$14,051,743.18

Appropriated	Date	Project	PO#	Purchase Order Amount	Date	Remainder	Status
\$300,000.00	Nov-18						
\$7,000,000.00	Nov-19						
\$2,000,000.00	Apr-21						
\$4,000,000.00	Dec-22						
		Remove and Replace	613920-21	\$1,250,000.00	11/18/2020	\$9,971.61	Open
		Round 13	653865-23	\$14,300.00	1/17/2023	\$715.00	Open
		Parks Replacement					
		(FY23)	658467-23	\$336,365.00	4/24/2023	\$880.00	Open
		Round 18	664863-23	\$49,650.00	9/15/2023	\$11,254.00	Open
		Parks R&R Removals	667665-24	\$700,000.00	11/3/2023	\$190,224.71	Open
		PWML R&R Removals	667666-24	\$1,000,000.00	11/3/2023	\$83,022.05	Open
		Parks Replacement					
		(FY24)	668883-24	\$500,000.00	11/27/2023	\$143,100.00	Open
		Round 19	668307-24	\$57,900.00	11/15/2023	\$5,290.00	Open
		Baymeadows R&R	670155-24	\$169,819.05	12/21/2023	\$25,472.86	Open
		Round 20	676382-24	\$63,000.00	1/19/2024	\$12,600.00	Open
		Old Saint Augustine R&R	672517-24	\$55,877.46	2/14/2024	\$8,381.62	Open
		Round 22	673673-24	\$27,425.81	3/6/2024	\$5,485.16	Open
		Fort Caroline R&R	674604-24	\$185,251.23	3/28/2024	\$27,787.84	Open
		2024-03	676305-24	\$90,400.00	5/2/2024	\$18,080.00	Open
		Greenland Road R&R	676623-24	\$101,044.45	5/8/2024	\$20,208.89	Open
		2024-04	676837-24	\$108,600.00	5/14/2024	\$21,720.00	Open
\$8,300,000.00	Total	Total		\$8,675,123.36	Total	\$584,193.74	
Available for 15F Remove and Replace Allocation							\$218,340.89

**Definitions of Terms****Available for Appropriation-** Requires City Council Approval**Allocated-** Already been approved by City Council/Tree Commission and MBRC approved funds**Obligation-** Funds have been assigned to a project and a purchase order has been issued

Green fill indicates amount available in pool of money

Orange fill indicated total money for column



**\*Since 2017\***

## 15N Remove and Replace

15305 Charter Funds Available for Appropriation: As of 01/01/2025 there is \$8,049,300.30

Appropriated	Date	Project	Purchase Order Amount	Date	Remainder	Status
\$1,000,000.00	Jun-24	Gator Bowl R&R	\$6,886.58	10/28/2024	\$6,886.58	Open
\$1,000,000.00	Total	Total	\$6,886.58	Total	\$6,886.58	
				Available for 15N Remove and Replace Allocation	\$993,113.42	

### Definitions of Terms

**Available for Appropriation-** Requires City Council Approval

**Allocated-** Already been approved by City Council/Tree Commission and MBRC approved funds

**Obligation-** Funds have been assigned to a project and a purchase order has been issued

**Green fill** indicates amount available in pool of money

**Orange Fill** indicated total money for column



**\*Since 2017\***

**BJP Remove and Replace**

Better Jacksonville Plan- Tree Mitigation Dollars available for Appropriation: As of 01/01/2025 there is \$0

Appropriated	Date	Project	Purchase Order Amount	Date	Remainder	Status
\$1,717,826.00	Jun-24					
		Courthouse R&R	\$2,295.54	8/9/2024	459.12	Open
		Main Street R&R	\$369,995.86	8/9/2024	\$73,999.17	Open
		Shindler and Rampart R&R	\$74,564.42	11/15/2024	\$14,912.88	Open
		Parks Remove and Replace Removals	\$300,000.00	12/3/2024	\$281,297.85	Open
		PW/ML Remove and Replace Removals	\$400,000.00	12/3/2024	\$400,000.00	Open
\$1,717,826.00	Total	Total	\$1,146,855.82	Total	\$770,669.02	
Available for BJP Remove and Replace Allocation						\$570,970.18

**Definitions of Terms**

**Available for Appropriation-** Requires City Council Approval

**Allocated-** Already been approved by City Council/Tree Commission and MBRC approved funds

**Obligation-** Funds have been assigned to a project and a purchase order has been issued

Green fill indicates amount available in pool of money

Orange fill indicated total money for column

**\*Since 2017\*****630-City**

15304 Ordinance Funds Available for Appropriation: As of 01/01/2025 there is \$14,051,743.18

Appropriated	Date	Project	Purchase Order Amount	Date	Remainder	Status
\$200,000.00	Nov-18					
\$1,600,000.00	Aug-19					
\$2,000,000.00	Nov-21					
\$2,000,000.00	Dec-22					
		630-City Round 20	\$129,681.60	12/4/2023	\$25,936.32	Open
		630-City Round 21	\$74,140.80	2/2/2024	\$14,828.16	Open
		630-City Round 22	\$126,345.60	6/28/2024	\$25,269.12	Open
		630-City Round 23	\$100,258.80	11/22/2024	\$100,258.80	Open
\$5,800,000.00	Total	Total	\$4,709,068.02	Total	\$166,292.40	
				Available for 630-City Allocation	\$2,088,044.56	

**Definitions of Terms****Available for Appropriation-** Requires City Council Approval**Allocated-** Already been approved by City Council/Tree Commission and MBRC approved funds**Obligation-** Funds have been assigned to a project and a purchase order has been issued**Green fill** indicates amount available in pool of money**Orange Fill** indicated total money for column

**\*Since 2017\*****15F Level 2**

15304 Ordinance Funds Available for Appropriation: As of 01/01/2025 there is \$14,051,743.18

Appropriated	Date	Project	Allocation	Date	Purchase Order Amount	Date	Remainder	Status
\$1,000,000.00	Feb-19							
\$2,000,000.00	Jan-20							
\$2,000,000.00	Jan-21							
\$2,000,000.00	Aug-21							
\$8,000,000.00	Jun-22							
		Park Street Rd Diet	\$399,526.00	6/16/2021	\$399,526.00	8/24/2021	\$399,526.00	On Hold
		Jarboe Park	\$145,918.00	12/15/2021	\$145,918.00	1/24/2022	\$7,295.90	Open
		Hanna Park	\$268,584.80	6/13/2022	\$268,584.80	8/15/2022	\$13,428.44	Open
		Saint Johns Bluff Rd	\$388,238.50	7/20/2022	\$388,238.50	8/29/2022	\$38,823.84	Open
		Collins Road	\$338,265.00	9/21/2022	\$338,265.00	11/23/2022	\$16,913.25	Open
		College Street Parking Medians	\$13,019.00	11/16/2022	\$13,019.00	12/21/2022	\$650.95	Open
		Airport Center Drive East	\$153,643.00	11/16/2022	\$153,643.00	12/29/2022	\$23,046.45	Open
		GoldStar Phase 2	\$2,300,000.00	12/21/2022	\$1,141,500.00	7/14/2023	\$228,300.00	Open
		Fort Caroline Rd Pond	\$61,479.00	2/15/2023	\$61,479.00	3/21/2023	\$6,147.90	Open
		Kernan BLVD N	\$591,059.00	2/15/2023	\$591,059.00	3/23/2023	\$59,105.90	Open
		Price Park	\$27,216.00	4/19/2023	\$27,216.00	5/11/2023	\$2,721.60	Open
		Amelia View Phase 2	\$62,370.00	4/19/2023	\$62,370.00	5/11/2023	\$9,355.50	Open
		Parks Northwest Districts	\$321,440.00	4/19/2023	\$321,440.00	6/6/2023	\$64,288.00	Open
		Fletcher and Hollywood Park	\$33,100.00	5/17/2023	\$33,100.00	6/27/2023	\$1,100.00	Open
		Gator Bowl	\$41,185.00	7/19/2023	\$41,185.00	8/10/2023	\$6,177.75	Open
		Westside Parks	\$402,600.00	7/19/2023	\$402,600.00	10/4/2023	\$161,040.00	Open
		7th Street E	\$88,355.00	8/16/2023	\$88,355.00	9/14/2023	\$8,835.50	Open
		District 7 and 10 Corridors	\$75,451.50	9/20/2023	\$75,451.50	11/1/2023	\$11,317.72	Open
		Hodges Blvd	\$137,667.34	10/18/2023	\$137,667.34	12/14/2023	\$20,650.10	Open
		Sheffield Park	\$126,500.00	10/18/2023	\$126,500.00	1/10/2024	\$25,300.00	Open
		Lift Ev'ry Voice and Sing Park	\$223,335.00	11/15/2023	\$223,335.00	1/10/2024	\$89,334.00	Open

**15F Level 2**

15304 Ordinance Funds Available for Appropriation: As of 01/01/2025 there is \$14,051,743.18

Appropriated	Date	Project	Allocation	Date	Purchase Order Amount	Date	Remainder	Status
		Northbank Riverwalk Phase 2	\$76,642.50	1/17/2024	\$76,642.50	4/2/2024	\$30,657.00	Open
		Parks Senior and Community Centers	\$172,450.00	1/17/2024	\$172,450.00	4/2/2024	\$68,980.00	Open
		Southern S-Line Enhancement	\$131,600.00	1/17/2024	\$131,600.00	4/2/2024	\$52,640.00	Open
		McGirts Creek Preserve Restoration (Planting)	\$182,750.00	1/17/2024	\$182,750.00	4/2/2024	\$182,750.00	Open
		McGirts Creek Preserve Restoration (Consulting)	\$82,250.00	1/17/2024	\$82,250.00	8/23/2024	\$82,250.00	Open
		Various Parks	\$136,800.00	4/17/2024	\$136,800.00	5/29/2024	\$54,720.00	Open
		Alden Road	\$76,282.56	6/28/2024	\$76,282.56	7/11/2024	\$15,256.51	Open
		JTA Bus Stops Phase 1	\$34,533.86	7/17/2024	\$34,533.86	9/10/2024	\$6,906.77	Open
		State Street Plan	\$298,769.36	9/18/2024	\$298,769.36	10/31/2024	\$298,769.36	Open
		Gonzales Park	\$106,397.74	11/20/2024	\$106,397.74	12/16/2024	\$106,397.74	Open
		Murray Hill	\$33,119.53	11/20/2024	\$33,119.53	12/13/2024	\$33,119.53	Open
		Merrill Road	\$7,998.33	11/20/2024	\$7,998.33	12/13/2024	\$7,998.33	Open
\$15,000,000.00	Total	Total	\$13,921,805.49	Total	\$11,622,664.18	Total	\$2,133,804.44	
							Available for 15F Level 2 Allocation	\$2,739,602.00

**Definitions of Terms****Available for Appropriation-** Requires City Council Approval**Allocated-** Already been approved by City Council/Tree Commission and MBRC approved funds**Encumbered-** Funds have been assigned to a project and a purchase order has been issued**Green fill** indicates amount available in pool of money**Orange fill** indicates total money for column

## 15N Level 2

15305 Charter Funds Available for Appropriation: As of 01/01/2025 there is \$8,049,300.30

					Purchase Order Amount				
Appropriated	Date	Project	Allocation	Date		Date	Remainder	Status	
\$1,500,000.00	Jun-24								
		Gate Parkway	\$123,681.46	7/17/2024	\$123,681.46	10/24/2024	\$24,736.29	Open	
\$1,500,000.00	Total	Total	\$123,681.46	Total	\$123,681.46	Total	\$24,736.29		
							Available for 15N Level 2 Allocation	\$1,376,318.54	

**Available for Appropriation- Requires City Council Approval**

**Allocated- Already been approved by City Council/Tree Commission and MBRC approved funds**

**Encumbered - Funds have been assigned to a project and a purchase order has been issued**

Green fill indicates amount available in pool of money

Orange Fill indicated total money for column

# **\*Since 2017\***

## **Level 3**

15304 Ordinance Funds Available for Appropriation: As of 01/01/2025 there is \$14,051,743.18

Appropriated	Date	Project	Allocation	Date	Purchase Order Amount	Date	Remainder	Status
\$1,000,000.00	May-20							
\$1,000,000.00	Dec-22							
\$2,000,000.00	Jun-24							
		Jax Zoo	\$209,190.35	3/4/2021	\$209,190.35	10/27/2021	\$105,728.15	Open
		RiversEdge	\$1,211,246.21	3/20/2024	\$1,211,246.21	11/18/2024	\$1,211,246.21	Open
\$4,000,000.00	Total	Total	\$1,662,035.56	Total	\$450,749.35	Total	\$1,316,974.36	
							Available for Level 3 Allocation	\$2,360,674.24

## **Definitions of Terms**

**Available for Appropriation-** Requires City Council Approval

**Allocated-** Already been approved by City Council/Tree Commission and MBRC approved funds

**Obligation-** Funds have been assigned to a project and a purchase order has been issued

Green fill indicates amount available in pool of money

Orange Fill indicated total money for column

## Completed CITY OF JACKSONVILLE LEVEL 2 TREE PLANTING PROJECTS

ATTACHMENT B

Visit <https://pg-cloud.com/JacksonvilleFL/> for City of Jacksonville Tree Project Maps  
Visit [jaxtreemitigation.coj.net](http://jaxtreemitigation.coj.net) - Tree Fund City Projects for links to legislation and planting details

Requesting Entity	Project Scope	Tree Commission Approval Date	Status	Approp.	Obligated	Contract/Warranty
Executive Director, Tree Hill Nature Center	22 trees requested in Tree Hill amphitheater parking area; site plan complete; no removals required; ready for review pending cost estimate per new countywide tree planting contract.	May-19	Complete	\$21,472.80	\$21,472.80	Liberty 3/mos
Sheffield Elementary School PTA President	10 Trees requested to provide shade for existing play area/field at Sheffield Elementary School; site visit complete - pending design and review.	May-19	Complete	\$20,414.48	\$20,414.48	Davey -1/yr
San Marco Preservation Society and Greenscape, San Marco Tree Planting	102 Trees requested in city right of ways within District 5, includes removal of damaged/diseased trees; site evaluation scheduled	Jun-19	Complete	\$247,749.52	\$247,749.52	Davey -1/yr
Kensington Association HOA Director	54 trees requested within Kensington Lakes city right of ways along Kensington Gardens Blvd. and Kensington Lakes Dr to replace trees lost due to storm damage/disease; may include removals. Planting Plan pending.	Aug-19	Complete	\$124,202.62	\$124,202.62	Davey -1/yr
S-Line Biodiversity Corridor Tree Planting	Installation of 25 trees throughout the S-Line Trail Biodiversity Corridor. This will offer additional tree canopy and shade to the trail.	Aug-19	Complete	\$30,949.40	\$30,949.40	Liberty 3/mos
City Cemetery - citizen request	18 Trees in right of ways on Ionia St. and Jessie St.	Dec-19	Complete	\$41,350.50	\$41,350.50	Liberty 2/yr
Baymeadows East Association Tree Planting	119 Trees in right of ways and medians on Baymeadows East and Fort Family Regional Park	Dec-19	Complete	\$284,900.07	\$284,900.07	Davey -1/yr
Cathedral District Tree Planting	50+ trees requested as Cathedral District (CD7) tree planting, may include removal of damaged/diseased trees. City right of way tree plantings within general proximity but not limited to State St to Catherine St. to Main St. to Adams St.; site evaluation scheduled	Jan-20	Complete	\$120,371.14	\$120,371.14	Liberty 2/yr
Yates Building - Cultural Council of Greater Jacksonville	8 Trees to be installed around renovated fountain at building entrance	Jan-20	Complete	\$38,312.00	\$38,312.00	Liberty 2/yr
Ed Austin Park Tree Planting/Resident request	115 Trees in right of ways around and within Willowbranch Park	Jun-20	Complete	\$214,822.00	\$214,822.00	Liberty 2/yr
Neptune Beach/Residential requests - City of Neptune	Trees within residential Right of Ways - 47 trees	Jul-20	Complete	\$55,490.00	\$55,490.00	Liberty 3/mos
Nathan Krestul Park - Friends of Krestul Park	Trees within Park - 34 trees	Jul-20	Complete	\$63,423.00	\$63,423.00	Liberty 2/yr

## Completed CITY OF JACKSONVILLE LEVEL 2 TREE PLANTING PROJECTS

ATTACHMENT B

Visit <https://pg-cloud.com/JacksonvilleFL/> for City of Jacksonville Tree Project Maps  
Visit [jastreemitigation.coj.net](http://jastreemitigation.coj.net) - Tree Fund City Projects for links to legislation and planting details

Requesting Entity	Project Scope	Tree Commission Approval Date	Status	Approp.	Obligated	Contract/Warranty
Alexandria Oaks Park/SMPS and Bolles School request	Trees within Park - 15 trees	Jul-20	Complete	\$28,593.00	\$28,593.00	Liberty 2/yr
Huntington Forest Park/Resident request to CM	Trees along Park Right of Way - Buffer - 15 trees	Jul-20	Complete	\$28,026.00	\$28,026.00	Liberty 2/yr
Canopy Place Tree Planting/resident request	Installation of 40 trees in city right of ways and medians to provide additional tree canopy, sound buffer and screening.	Oct-20	Complete	\$117,483.97	\$117,483.97	Davey -1/yr
Sunrise Ridge/resident request	Installation of 40 tree in city right of ways to increase tree canopy as well screening and buffer from adjacent highway.	Oct-20	Complete	\$107,316.52	\$107,316.52	Davey -1/yr
Jacksonville Beach Golf Park/Jax Beach	Installation of 156 trees in city golf course park to increase tree canopy, create screening, and attract wildlife.	Nov-20	Complete	\$147,562.80	\$147,562.80	Liberty 3/mos
Freedom Park/CM & Parks	Trees within newly established park (irrigated) - 38 trees	Dec-20	Complete	\$38,548.00	\$38,548.00	Liberty 3/mos
Blue Cypress Park Restoration/Parks	Trees within park - field restoration - 157 trees	Mar-21	Complete	\$187,154.40	\$187,154.40	Liberty 1/yr
Atlantic Beach/City of Atlantic Beach Phase 2	Trees within Atlantic Beach residential Right of Ways and Parks - 133 trees	May-21	Complete	\$164,404.80	\$164,404.80	Liberty 3/mos
Cobblestone Homeowners Association/residential requests/HOA	Installation of 105 trees in city right of ways and medians to provide additional tree canopy, sound buffer and screening.	Jun-20	Complete	\$192,922.00	\$192,922.00	Liberty 2/yr



# ACTIVE CITY OF JACKSONVILLE LEVEL 2 TREE PLANTING PROJECTS

ATTACHMENT F

Visit <https://pg-cloud.com/JacksonvilleFL/> for City of Jacksonville Tree Project Maps

Visit [jaxtreemitigation.coj.net](http://jaxtreemitigation.coj.net) - Tree Fund City Projects for links to legislation and planting details

	Requesting Entity	Project Scope	Tree Commission Approval Date	Status	Allocated Amount	Contract/Warranty
	Jarboe Park	Trees along play areas and trails of Jarboe Park. 76 trees	Dec-21	Installation Complete	\$145,918.00	Liberty 2/yr
	District 7 Parks	55 trees.	Mar-22	Installation Complete	\$106,000.00	Greenway/1yr
	District 5 Parks	195 Trees	Mar-22	Installation Complete	\$452,600.00	Greenway/1yr
	Hanna Park	106 trees	Jun-22	Installation Complete	\$264,584.80	Liberty 2/yr
	Saint Johns Bluff Road	Trees along Median. 189 trees	Jul-22	Installation Complete	\$388,238.50	Liberty 2/yr
	Collins Road	Trees along median. 183 trees	Sep-22	Installation Complete	\$338,265.00	Liberty 2/yr
	Airport Center Drive E	Trees along median. 76 trees	Nov-22	Installation Complete	\$153,643.00	Liberty 2/yr
	College Street Parking Islands	Trees in Parking Islands, 4 trees.	Nov-22	Installation Complete	\$13,019.00	Liberty 2/yr
	Gold Star Family Memorial Highway Phase 2	Trees within retention ponds and right of way. 1218 trees	Dec-22	Installation Complete	\$2,300,000.00	To Bid 2/yr
	Fort Caroline Road Pond	Trees within retention pond. 34 trees	Feb-23	Installation Complete	\$61,479.00	Liberty 2/yr
	Kernan Blvd N	Trees within Right of way and Median- 276 trees	Feb-23	Installation Complete	\$591,059.00	Liberty 2/yr
	Price Park	Trees within Right of way. 13 trees	Apr-23	Installation Complete	\$27,216.00	Liberty 2/yr
	Amelia View Phase 2	Trees within Right of Way. 34 trees	Apr-23	Installation Complete	\$62,370.00	Liberty 2/yr
	Northwest Parks	Trees in parks. 202 trees	Apr-23	Installation Complete	\$321,440.00	Greenway/1yr
	Fletcher and Hollywood Park	Trees in park. 21 trees	May-23	Installation Complete	\$33,100.00	Greenway/1yr
	GatorBowl	Trees in Median. 8 trees	Jul-23	Installation Complete	\$41,185.00	Liberty/2yr
	Westside Parks Level 2	Trees in Parks (242 trees)	Aug-23	Installation Complete	\$402,600.00	Greenway/1yr
	7th Street East	Trees in right of way (42 trees)	Aug-23	Installation Complete	\$41,185.00	Liberty/2yr
	District 7 and 10 Corridors	Trees in right of way (39 trees)	Sep-23	Installation Complete	\$75,451.50	Liberty/2yr
	Hodges Blvd Level 2	Trees in Median (59 trees)	Oct-23	Installation Complete	\$137,667.34	Liberty/2yr
	Sheffield Park Level 2	In park (86 trees)	Oct-23	Installation Complete	\$126,500.00	Greenway/1yr
	McGirts Creek Restoration Level 2	In Preserve (12,000 saplings)	Jan-24	Scheduling	\$182,750.00	Greenway/no warranty
	Lift Ev'ry Voice and Sing Park Level 2	In Park (90 trees)	Nov-24	Installation Complete	\$233,335.00	Greenway/1yr

## ACTIVE CITY OF JACKSONVILLE LEVEL 2 TREE PLANTING PROJECTS

ATTACHMENT F

Visit <https://pg-cloud.com/JacksonvilleFL/> for City of Jacksonville Tree Project Maps

Visit [jaxtreemitigation.coj.net](http://jaxtreemitigation.coj.net) - Tree Fund City Projects for links to legislation and planting details

	Requesting Entity	Project Scope	Tree Commission Approval Date	Status	Allocated Amount	Contract/Warranty
	Northbank Riverwalk Phase 2	36 trees	Jan-24	Installation Complete	\$76,642.50	Greenway/1yr
	Parks Senior and Community Centers	81 trees	Jan-24	Installation Complete	\$172,450.00	Greenway/1yr
	Southern S-Line Enhancement	140 trees along S-line	Jan-24	Installation Complete	\$131,600.00	Greenway/1yr
	Various Parks	98 Trees in Parks	Apr-24	Installation Complete	\$136,800.00	Greenway/1yr
	Alden Road	41 Trees along ROW	May-24	Installation Complete	\$76,282.56	Liberty 2/yr
	Gate Parkway	49 Trees in median and ROW	Jul-24	Installation Complete	\$123,681.46	Liberty 2/yr
	JTA Bus Stops Phase 1	11 trees in ROW	Jul-24	Installation Complete	\$34,533.86	Liberty 2/yr
	Merrill Road	4 trees in median	Nov-24	Ongoing	\$7,998.33	Liberty 2/yr
	Murray Hill	14 trees in ROW	Nov-24	Ongoing	\$33,119.53	Liberty 2/yr
	Gonzales Park	within park boundaries 50 trees	Nov-24	Ongoing	\$106,397.74	Liberty 2/yr
	Glynlea Park	within park boundaries 64 trees	Nov-24	Ongoing	\$81,000.00	Greenway/ 1yr
	Julington Durbin Preserve	within park boundaries 41 trees	Nov-24	Ongoing	\$52,950.00	Greenway/ 1yr
	Backridge Park	within park boundaries 34 trees	Nov-24	Ongoing	\$51,575.00	Greenway/ 1yr
	Walter Anderson Park	within park boundaries 7 trees	Nov-24	Ongoing	\$10,700.00	Greenway/ 1yr
	Genovar Park	within park boundaries 42 trees	Nov-24	Ongoing	\$56,900.00	Greenway/ 1yr
	Greenland Park	within park boundaries 59 trees	Nov-24	Ongoing	\$86,475.00	Greenway/ 1yr
	Touchton Rd Park	within park boundaries 63 trees	Nov-24	Ongoing	\$85,400.00	Greenway/ 1yr
	Maxville Park	within park and city property boundaries 94 trees	Nov-24	Ongoing	\$219,325.00	Greenway/ 1yr
	Black Island Hammock Park	within park boundaries 60 trees	Nov-24	Ongoing	\$94,150.00	Greenway/ 1yr
	Palmetto Leaves	within park boundaries 103 trees	Dec-24	MBRC	\$152,650.00	Greenway/1yr
	Atlantic Blvd	Median 20 trees	Dec-24	MBRC	\$45,379.20	Liberty 2/yr



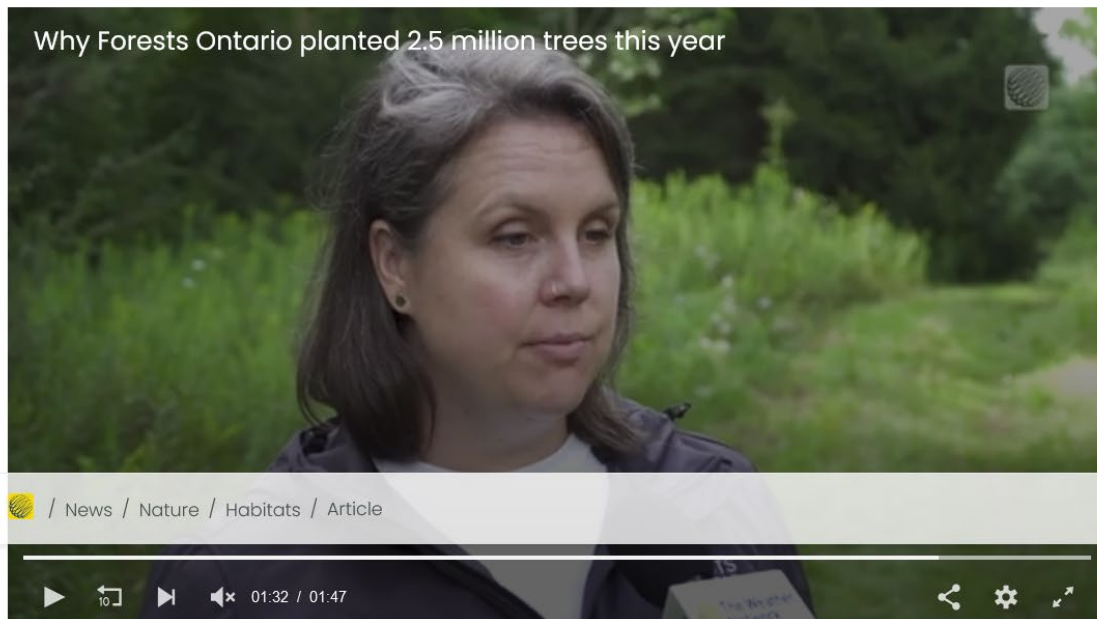
## Toronto looks to expand tree canopy with planting on private land



CBCNEWS

Published on Apr. 20, 2024, 9:31 AM

City wants to plant 120,000 trees a year. But space is limited, and housing needs are urgent



As the city of Toronto works to build more housing, it faces another challenge too: less space for trees, which the city is trying to plant in large numbers to improve air quality, reduce storm water runoff and cool city streets as summers heat up.

The city says it wants to increase its tree canopy — the amount of city streets shaded by trees — to cover 40 per cent of Toronto by 2050. As of a 2018 city review, the canopy covered about 30 per cent. To do so, it aims to plant about 120,000 trees a year.

As part of Earth Month, the city is encouraging homeowners to apply for a free tree to be planted and watered on the roadway by their property. It's a decades-old program that the city is pushing this month through a poster campaign.

The city's director of Urban Forestry says adding more trees can be tricky in a crowded city with limited space and a need for more housing.

"We are certainly balancing housing with livable cities and trees and urban forests being part of that," said Kim Statham, director of Toronto's Urban Forestry branch. "So we also promote a program on private land."



The city is encouraging residents to apply for free tree planting outside their properties through a poster marketing campaign this Earth Month. (Julia Alevato/CBC)



In some North American cities, half of the canopy is on private land, says Dr. Stephen Sheppard, professor emeritus at the University of British Columbia's Urban Forestry Program.

Sheppard says the city of Toronto's residential street tree-planting program is a good way to incentivize more planting in residential areas but housing needs do pose an obstacle. Facing a housing crunch and homelessness crisis, the city is committed to building 285,000 homes by 2031, and council recently allowed fourplexes in an effort to increase density.

"The government has to effectively reduce canopy by densifying and building," said Sheppard. "This is a real push-pull challenge on how we're going to balance those policies."

### **Tree canopy mitigates warming impacts**

Trees in urban settings provide a variety of benefits, including cooling. The city is marketing trees as a way for homeowners to increase their property value. But as [Toronto faces hotter summers](#) and worsening air pollution from [wildfire smoke](#), the health benefits could be massive, too.

Covering two-fifths of a city with tree canopy is ideal for keeping neighbourhoods cool and keeping air clean, says Sheppard.



/ News / Nature / Habitats / Article



(Unsplash)

"The tree canopy helps a lot to kind of buffer those kinds of impacts and reduce the risks," he said in an interview. "Trees are a natural air conditioner. A healthy tree canopy is the only way of cooling entire neighbourhoods."

They also filter out air pollution, and in other areas, reduce flash floods and landslides, he says.

But Janet McKay, executive director of LEAF, a local tree-planting company, says development can vastly reduce the amount of space trees can thrive in some neighbourhoods. LEAF is under contract with the city, which subsidizes the company to plant trees in backyards of homes in neighbourhood improvement areas.



News / Nature / Habitats / Article  
"Yeah, it's a big challenge," she said. "We certainly need more housing. We also want to live in a city that's livable and offers the benefits that trees provide us."

---

### **'Can't live in a city without them'**

Developers sometimes have to remove existing trees, and even though the city plants a tree for every one that's removed, McKay notes that they don't have to be planted in the same area. That can leave some streets leafy and shaded, while others become depleted of the soil needed to sustain trees.

"Trees really can only grow where they've got adequate soil volume and where water can infiltrate the soil and actually get to their roots," McKay said.



*Housing density, like that seen in this neighbourhood in Ajax, could help address housing needs in the GTA. But density poses a challenge to urban forests. (Ed Middleton/CBC)*

It's something Statham, of the Toronto's Urban Forestry branch, calls an "inequitable distribution of forest across the city."



/ News / Nature / Habitats / Article

But she says more homeowners across the city are applying to have trees planted.

"We certainly have seen a rise in interest both politically as well with the public as folks are becoming more environmentally and ecologically conscious, knowing that trees play a critical role in the climate resiliency and livability of our cities," said Statham.

McKay says developing and densifying housing can't come at the cost of the tree canopy.

"The benefits that trees provide us, everything from, cleaner air and visual [aesthetics] and sound barriers in a very busy city, to mental health benefits, physical health benefits," she said,

Content continues below

"We really just can't live in a city without them."

<https://www.theweathernetwork.com/en/news/nature/habitats/toronto-looks-to-expand-tree-canopy-with-planting-on-private-land>

Jacksonville Tree Commission

Minutes

Wednesday January 15, 2024, - 9:30 AM

Via Zoom Platform & In Person

[Recording of Meeting can be obtained by sending request to  
Joe Rainey [jrainey@coj.net]

For approval February 19, 2025

**Commissioners:**

Curtis L. Hart, Chair (Council Appointee; 2021-0033-A)  
Susan Fraser (Council Appointee; 2022-0063-A)  
Vacant (Mayor Appointee; 2023-0696-A)  
William Burke (Mayor Appointee; 2023-0695-A)  
Alden Howell (Council Appointee; 2024-0388-A)  
Chris Miller Council Liaison  
Nina Sickler, Director of Public Works

**Advisors:**

Jonathan Colburn - Urban Forestry Manager  
Justin Gearhart - City Arborist  
Shannon MacGillis - Office of General Counsel  
Jose Regueiro - Accounting

**Staff:** Joe Rainey

**1. Call to Order**

Conducted by Chair

**2. Roll Call and Verification of Quorum**

Conducted by Chair, Commissioners present:

Curtis Hart, Chair  
Susan Fraser  
Nina Sickler  
William Burke  
Chris Miller

**Quorum present** (4, in person): yes



### **3. Call for Public Speakers (online & card):**

- a) **Lisa Grubba (Public Speaker) Greenscape** Informed and invited the Tree Commission to "The Great Tree Give Away and Paper Recycle Day" event Lot E Everbank Field January 18<sup>th</sup> 2025
- b) **John Nooney - (Public Speaker)** Describes his concerns with police citation and river access problems. Continues to be troubled regarding 2.5 Acre lot and adjacent FEMA house still undemolished.

#### **Action Items:**

##### **1. Prior Meeting Minutes.**

**Issue:** The minutes from December 18, 2024, APPROVED

**Motion:** Approve, as presented.

**Moved by:** Nina Sickler

**Second:** William Burke

**Vote:** September minutes approved, unanimous.

##### **2. Level 2 Project Proposal(s):**

No update

##### **3. Financial Report: Jose Regueiro:**

**a. Combined revenues:** Fiscal year \$1.82M compared to \$931.3K on December 23. Combined expenses yearly are \$766.8K, compared to \$1.821M combined revenues for December 2024. \$610.9K compared to \$327K for December 2023, an increase of \$283.9K. Meanwhile, expenses were \$357.3K, \$1.21M on December 2024 and December 2023 respectively.

(See Details on PGs 8-21 of January Agenda)

**b.** Discussion of \$570K funds from JTA and is not under the control of the Tree Commission used for remove and replace only.

**c. Fund Status: Justin Gearhart:** Total funds not appropriated \$32.45M. Remaining in the three pools in public works \$1.78M. For 630-City \$2.09M. For level 2 \$4.1M and Level 3 \$2.3M.

Total obligated funds \$3.475M as of January, 2025

(See Details on PGs 22-30 of January Agenda)

**4. Status of Level 2: Justin Gerhart: No update from year end**

**NOTED: many purchase orders beginning next week.**

**No Motion/ No Vote.**

**5. Parks Department Project Update: No update from year end**

**No Motion/ No Vote.**

(See Details on PGs 31-34 of January Agenda)

**6. UFMP Update: Valerie Feinberg:** UFMP has engaged the services of consultant David Resources and are developing strategies. UFMP team will be present next meeting to introduce themselves and offer answers to any questions the Tree Commission may have. ETA to completion, contract is 15 months.

**No Motion/ No Vote.**

**7. New Business**

**Fraser:** Taskforce meeting January 27, 2025 overview of task force progress and goals. Describe Toronto green scape program article included in agenda. Discussion of tree benefits and growth rates related to tree size at planting.

**No Motion/ No Vote.**

(See Details on PGs 35-39 of January Agenda)

END OF MEETING 9:57AM

ATTACHMENT 1