

Jacksonville Tree Commission

Wednesday February 19, 2025, 9:30 AM

**Ed Ball Building, 10th Floor, Conference Room 5
and Zoom Webinar**

Commissioners: Curtis Hart, Chair
Susan Fraser
Chris Miller
Nina Sickler
William Burke, Vice Chair
Alden Howell

Advisors: Jonathan Colburn
Shannon MacGillis
Jose Regueiro
Justin Gearhart

Staff: Joe Rainey

AGENDA

Order of Agenda is Subject to Change

- 1. Call to Order - Chair**
- 2. Roll Call and Verification of Quorum – Chair**
- 3. Submittal of Speaker's Cards – Chair**
 - a) A raised hand icon will be acknowledged by the Chair.
 - b) For those attending in person, paper speakers' cards will be available.
- 4. Public Comment:**
- 5. Action Items:**
 - a) Approval of Minutes January 15, 2025 – Chair
 - b) Level 3 Project Proposal - **NONE**
 - c) Level 2 Project Proposal
 - i. Jacksonville Zoo– Justin Gearhart
 - ii. Five Points – Justin Gearhart
 - iii. Amelia View Phase 3 – Justin Gearhart
 - d) Updated Additions to Approved Species List – Justin Gearhart
NONE
- 6. Reports:**

- a) Financial Report for Ordinance Tree Fund (15304), Charter Tree Fund (15305) and BJP (Attachment D) – Jose Regueiro
- b) Fund Status of 630-CITY, Remove & Replace and Level 2 Programs (Attachment E) – Justin Gearhart
- c) Status of Level 2 Tree Projects (Attachment F) – Justin Gearhart
- d) Parks Department Project Update – Kathleen McGovern/Jill Enz
- e) UFMP Update --Valerie Feinberg

7. New Business:

Discussion of Bill 2025-102 – Curtis Hart

8. Old Business:

- 9. Adjournment** – Next meeting March 19,2025, 9:30am-11:30am as a Hybrid/Webinar meeting in Ed Ball Building, 10th Floor, Public Works Office, conference room 5.

Jacksonville Tree Commission

Minutes

Wednesday January 15, 2024, 9:30 AM

Via Zoom Platform & In Person

[Recording of Meeting can be obtained by sending request to
Joe Rainey [jrainey@coj.net]

For approval February 19, 2025

Commissioners:

Curtis L. Hart, Chair (Council Appointee; 2021-0033-A)
Susan Fraser (Council Appointee; 2022-0063-A)
Vacant (Mayor Appointee; 2023-0696-A)
William Burke (Mayor Appointee; 2023-0695-A)
Alden Howell (Council Appointee; 2024-0388-A)
Chris Miller Council Liaison
Nina Sickler, Director of Public Works

Advisors:

Jonathan Colburn - Urban Forestry Manager
Justin Gearhart - City Arborist
Shannon MacGillis - Office of General Counsel
Jose Regueiro - Accounting

Staff: Joe Rainey

1. Call to Order

Conducted by Chair

2. Roll Call and Verification of Quorum

Conducted by Chair, Commissioners present:

Curtis Hart, Chair
Susan Fraser
Nina Sickler
William Burke
Alden Howell
Chris Miller

Quorum present (4, in person): yes

3. Call for Public Speakers (online & card):

- a) **Lisa Grubba, Greenscape**: Informed and invited the Tree Commission to "The Great Tree Give Away and Paper Recycle Day" event Lot E Everbank Field January 18th 2025.
- b) **John Nooney, Citizen**: Discussed a police citation and river access problems.

Action Items:

1. Prior Meeting Minutes.

Issue: The minutes from December 18, 2024

Motion: Approve, as presented.

Moved by: Nina Sickler

Second: Susan Fraser

Vote: **September minutes** approved, unanimous.

2. Level 3, Level 2 Project Proposal(s): [none]

No Motion/ No Vote.

3. Financial Report: Jose Regueiro:

a. Combined revenues: Combined Revenues Fiscal YTD are \$1.82M compared to \$931.3 thousand on Dec-23. An increase of \$893.7K year-on-year. Combined Expenses Fiscal YTD are \$766.8M compared to \$1.821 Mon Dec-23. A decrease of \$1.054M year-on-year. Combined Revenues for Dec-24 were \$610.9K compared to \$327K for Dec-23, an increase of \$283.9K. Meanwhile, expenses were \$357.3K and \$1.21 M on Dec-24 and Dec-23, respectively. Total unallocated funds were \$22.24M for Dec-24.

(See Details on PGs 8-21 of January Agenda)

b. [Point of Clarification/Information] \$570K funds from JTA (BJB) was not under the control of the Tree Commission until it was appropriated, which went to remove and replace only.

c. Fund Status: Justin Gearhart: Total funds not appropriated \$14.05M. Remaining in the three pools in public works \$1.78M (630-City \$2.1M. For level 2 \$4.3M and Level 3 \$2.3M).

(See Details on PGs 22-30 of January Agenda)

4. Status of Level 2: Justin Gerhart: No update from year end

NOTED: many purchase orders beginning next week.

No Motion/ No Vote.

5. Parks Department Project Update: No update from year end

No Motion/ No Vote.

(See Details on PGs 31-34 of January Agenda)

6. UFMP Update Valerie Feinberg: UFMP has engaged the services of consultant David Resources and are developing strategies. UFMP team will be present next meeting to introduce themselves and offer answers to any questions the Tree Commission may have. ETA to completion, contract is 15 months.

No Motion/ No Vote.

7. New Business

Fraser: Taskforce meeting January 27, 2025. Overview of task force progress and goals. Describe Toronto green scape program article included in agenda. Discussion of tree benefits and growth rates related to tree size at planting.

No Motion/ No Vote.

(See Details on PGs 35-39 of January Agenda)

END OF MEETING 9:57AM

ATTACHMENT 1

DRAFT



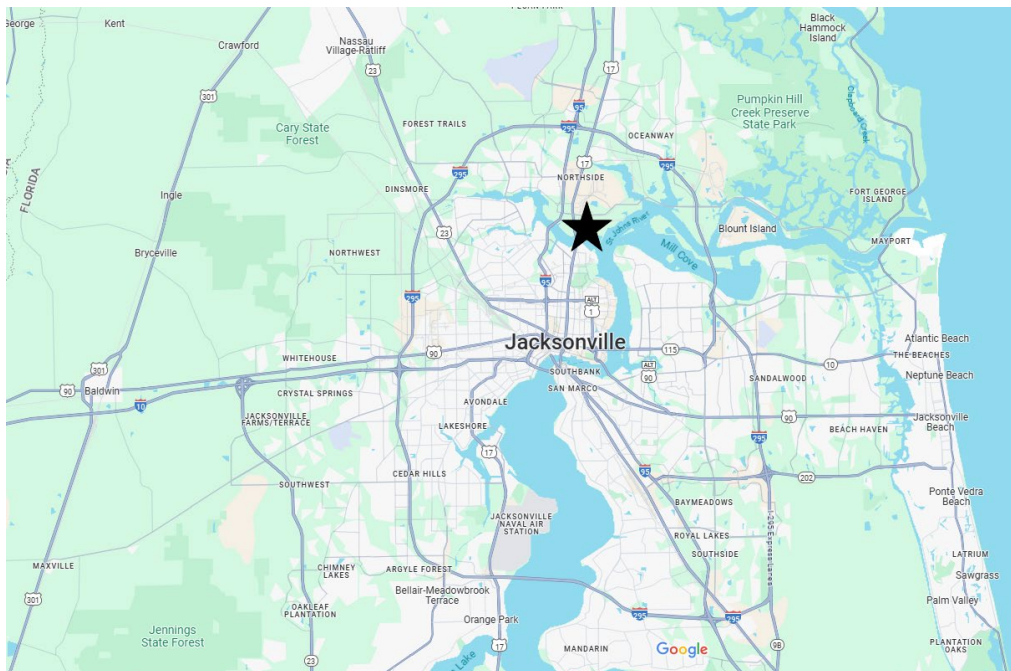
Jacksonville Zoo Level 2

Scope of Work

Description:

A tree planting project has been requested for planting at Jacksonville Zoo. This project will take place in City Council District 2 and includes the planting of a variety of trees that will serve as an aesthetic and heat reduction purpose for their new path into the zoo. In addition, these plantings will help to filter and slow down stormwater runoff. This project includes the planting of 64 total trees, with no tree removals necessary. To see a map of the planting plan, please see: <https://pg-cloud.com/JacksonvilleFL/?scenario=Jacksonville-Zoo-Level-2>. All trees will be planted on public property within Duval County.

Approximate location of planting project within Duval County.



LEVEL 2 COMMUNITY ORGANIZATION TREE PLANTING PROGRAM

The form below provides individual citizens and organizations with the opportunity to suggest a location for a tree planting project within Duval County that proposes to use funds from the City of Jacksonville Tree Protection and Related Expenses Trust Fund. If a citizen or organization is interested in suggesting a planting location for the City to implement, then use this form.

Requirements to utilize this program:

1. The location of the proposed planting must be:
 - a. In Duval County; and
 - b. On public property, such as a road right-of-way; a local, state or national park; Duval County School Board property, etc.

Complete the following information below:

1. Name/title of project:
2. Legal name of organization/citizen making suggestion:
3. Organization or citizen mailing address:
4. Contact phone number:
Contact e-mail:
5. Location/address of planting project:
6. Has project information been shared with the Council Member of the district?
7. Rationale for project (include information about the public benefit of the project):
8. Description of project:

If a citizen/organization is interested in proposing a project that they want to administer and implement, a more comprehensive application (Level 3) can be found at the following link: <http://www.coj.net/departments/public-works/tree-commission>.

To Be Completed By City of Jacksonville/Public Works Staff Only

Level 2 - Community Organization Tree Planting Program Staff Checklist

Total number of trees to be installed 64

☒ Project is to be planted on Public Land

Total number of trees to be removed 0

Project Title:

Jacksonville Zoo Level 2

☒ Project is located in Duval County

Activity		Complete
1	The species of trees are appropriately located.	JG
2	The number and placement of trees is appropriate.	JG
3	Trees being planted are approved pursuant to the 'Tree Commission Approved Tree Planting List.'	JG
4	Shade Trees are preferred; if non-shade trees are proposed, the use is appropriated/acceptable.	JG
5	Less than 25% of the total species of trees being planted are palms.	JG 15%
6	The planting will not interfere with utilities or sight line requirements.	JG
7	The project does not include incidental landscaping. If so, the applicant must justify the reason for its inclusion.	JG
8	Construction required? Yes <input type="checkbox"/> No <input checked="" type="checkbox"/> If yes, are costs reasonable?	JG
9	Irrigation installed? Yes <input type="checkbox"/> No <input checked="" type="checkbox"/> If yes, are costs reasonable?	JG
10	The cost of the species of trees selected do not outweigh the benefits of the trees.	JG
11	Low maintenance plants are utilized.	JG
12	Location of plant material and irrigation (if applicable) has minimum adverse impact over time on infrastructure such as walks and roads.	JG
13	Species of trees being planted are beneficial to the City's tree canopy.	JG
14	The project provides unique benefit to the neighborhood, Council District, or City.	JG
15	The project has been reviewed with and meets the needs of the requesting entity.	JG
16	The Councilmember has been notified of the project.	JG

COMMENTS:



February 12, 2025

Re: Jacksonville Zoo Level 2

In accordance with bid #CP-0165-19, Liberty Landscape Supply proposes the following to include all labor, materials, equipment, taxes, delivery, installation, **2 Year Non-Irrigated** warranty, insurance, etc. for <https://pg-cloud.com/JacksonvilleFL/?scenario=Jacksonville-Zoo-Level-2>:

ITEM	QUANTITY	PRICE/UNIT(NON-IRR)	TOTAL
Taxodium Distichum (Bald Cypress) 3.5" Cal, 10' HT, 65G, 5' Spd, 65G or 36" B&B	17	\$ 2,118.96	\$ 27,444.77
Quercus Virginiana (Live Oak) 3" Cal, 12' HT, 6' Spd, 65G or 36" B&B	19	\$ 2,295.54	\$ 43,615.26
Juniperus Silicicola (Southern Red Cedar) 3" Cal, 10' Ht, 4' Spd, 65G or 36" B&B, Dense	5	\$ 1,854.09	\$ 10,594.80
Magnolia Grandiflora (Little Gem) 3.5" Cal, 10' HT, 5' Spd, 65G or 36" B&B	13	\$ 2,736.99	\$ 35,580.87
Sabal Palmetto (Cabbage Palm) 12' CT Cropped 12" Cal, Booted or Clean Trunk	10	\$ 1,667.51	\$ 16,675.10
	64 Trees		\$141,164.00

Respectfully

Mike Zaffaroni, Owner/President

Liberty Landscape Supply

13385 N Main St

Jacksonville, FL 32218



Filters Applied

LEGEND

Jacksonville, FL

Layer: Trees

Display by: Species

Symbology: Spread Radius

You're viewing the **Jacksonville Zoo Level 2** trees.
Showing 64 of 64 sites.

[SHOW ALL TREES](#) [SHOW WORK ORDERS](#)

- ☒ Toggle All ?
- ☒ Red Bald Cypress (17)
 - ☒ Yellow Cabbage palm (10)
 - ☒ Green Little gem southern magnolia (13)
 - ☒ Blue Live Oak (19)
 - ☒ Purple Southern Redcedar (5)

Charts

Layers

- ☐ Grey circle Council Districts
- ☐ Green outline Boundary
- ☐ Yellow outline City Allocated Parcels
- ☐ Light blue outline 7% Sample
- ☐ Red outline Sample Streets
- ☐ Yellow outline ROW
- ☐ White outline Parcels
- ☐ White outline Streets



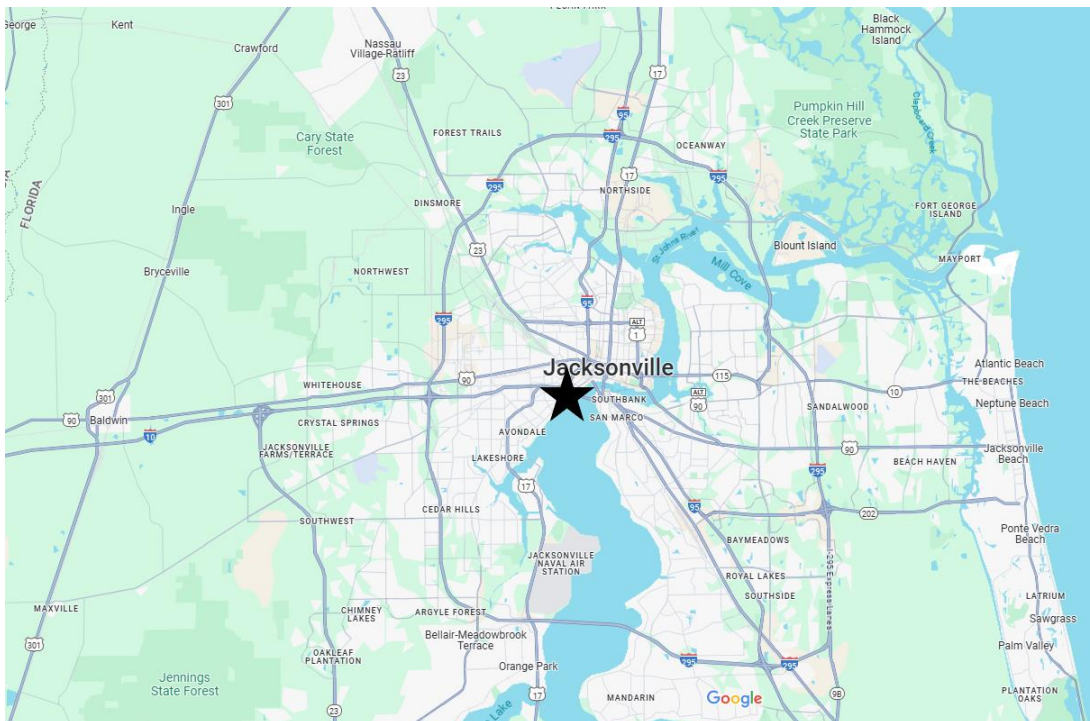
Five Points Level II

Scope of Work

Description:

A tree planting project has been requested for planting in the right of way of Park Street between Post St and Margaret St. This project will take place in City Council District 7 and includes the planting of a variety of trees that will serve as an aesthetic improvement and a heat reduction purpose. In addition, these plantings will help to filter and slow down stormwater runoff before reaching the city's stormwater management infrastructure. This project includes the planting of 15 total trees, with trees palms being removed not by the city. To see a map of the planting plan, please see: <https://pg-cloud.com/JacksonvilleFL/?scenario=Five-Points>. All trees will be planted on public right of way areas within Duval County.

Approximate location of planting project within Duval County.



LEVEL 2 COMMUNITY ORGANIZATION TREE PLANTING PROGRAM

The form below provides individual citizens and organizations with the opportunity to suggest a location for a tree planting project within Duval County that proposes to use funds from the City of Jacksonville Tree Protection and Related Expenses Trust Fund. If a citizen or organization is interested in suggesting a planting location for the City to implement, then use this form.

Requirements to utilize this program:

1. The location of the proposed planting must be:
 - a. In Duval County; and
 - b. On public property, such as a road right-of-way; a local, state or national park; Duval County School Board property, etc.
2. The number of trees requested may not exceed 200.

Complete the following information below:

1. Name/title of project: 5 Points relandscaping project
2. Legal name of organization/citizen making suggestion:
Riverside Avondale Preservation
3. Organization or citizen mailing address:
2623 Herschel St., Jacksonville, FL 32204
4. Contact phone number: 904-389-2449
Contact e-mail: shannon@riversideavondale.org
5. Location/address of planting project:
1010 Park St., Jacksonville, FL 32204
6. Has project information been shared with the Council Member of the district? Yes
7. Rationale for project (include information about the public benefit of the project):
The Palm trees have grown so large that they threaten powerlines and exacerbate the existing planter footprint. JEA is removing them, and we'd like to replace them with +
8. Description of project:
This project seeks to remove and replace the existing Palm trees in 5 Points, retain the Crepe Myrtles, and relandscape all beds in order to create a cleaner, natural, and cohesive landscaping program that can be maintained on a regular basis to benefit merchants and visitors alike. RAP has been the organizer with the 5 Points Merchant

If a citizen/organization is interested in proposing a project that they want to administer and implement, a more comprehensive application (Level 3) can be found at the following link: <http://www.coj.net/departments/public-works/tree-commission>.

Level 2 - Community Organization Tree Planting Program Staff Checklist

☒ Project is to be planted on Public Land

☒ Project is located in Duval County

Total number of trees to be installed 17

Project Title:

Five Points Level 2

Total number of trees to be removed 0

Activity		Complete
1	The species of trees are appropriately located.	JG
2	The number and placement of trees is appropriate.	JG
3	Trees being planted are approved pursuant to the 'Tree Commission Approved Tree Planting List.'	JG
4	Shade Trees are preferred; if non-shade trees are proposed, the use is appropriated/acceptable.	JG
5	Less than 25% of the total species of trees being planted are palms.	JG
6	The planting will not interfere with utilities or sight line requirements.	JG
7	The project does not include incidental landscaping. If so, the applicant must justify the reason for its inclusion.	JG
8	Construction required? Yes <input type="checkbox"/> No <input checked="" type="checkbox"/> If yes, are costs reasonable?	JG
9	Irrigation installed? Yes <input type="checkbox"/> No <input checked="" type="checkbox"/> If yes, are costs reasonable?	JG
10	The cost of the species of trees selected do not outweigh the benefits of the trees.	JG
11	Low maintenance plants are utilized.	JG
12	Location of plant material and irrigation (if applicable) has minimum adverse impact over time on infrastructure such as walks and roads.	JG
13	Species of trees being planted are beneficial to the City's tree canopy.	JG
14	The project provides unique benefit to the neighborhood, Council District, or City.	JG
15	The project has been reviewed with and meets the needs of the requesting entity.	JG
16	The Councilmember has been notified of the project.	JG

COMMENTS:



December 13, 2024

Re: Five Points Level 2

In accordance with bid #CP-0165-29, Liberty Landscape Supply proposes the following to include all labor, materials, equipment, taxes, delivery, installation, **2 Year Non-Irrigated** warranty, insurance, etc. for Five Points Level 2:

ITEM	QUANTITY	PRICE/UNIT(NON-IRR)	TOTAL
Ilex Attenuata 3" Cal, 12' Ht, 4' Spd, 65G or 36" B&B, "Eagleston Holly"	13	\$ 2,207.25	\$ 28,694.25
Ulmus Alata 3" Cal, 12' HT, 6' Spd, 65G or 36" B&B, "Winged Elm"	2	\$ 2,516.27	\$ 5,032.54
MOT	3	\$ 500.00	\$ 1,500.00
	15 Trees		\$ 35,226.79

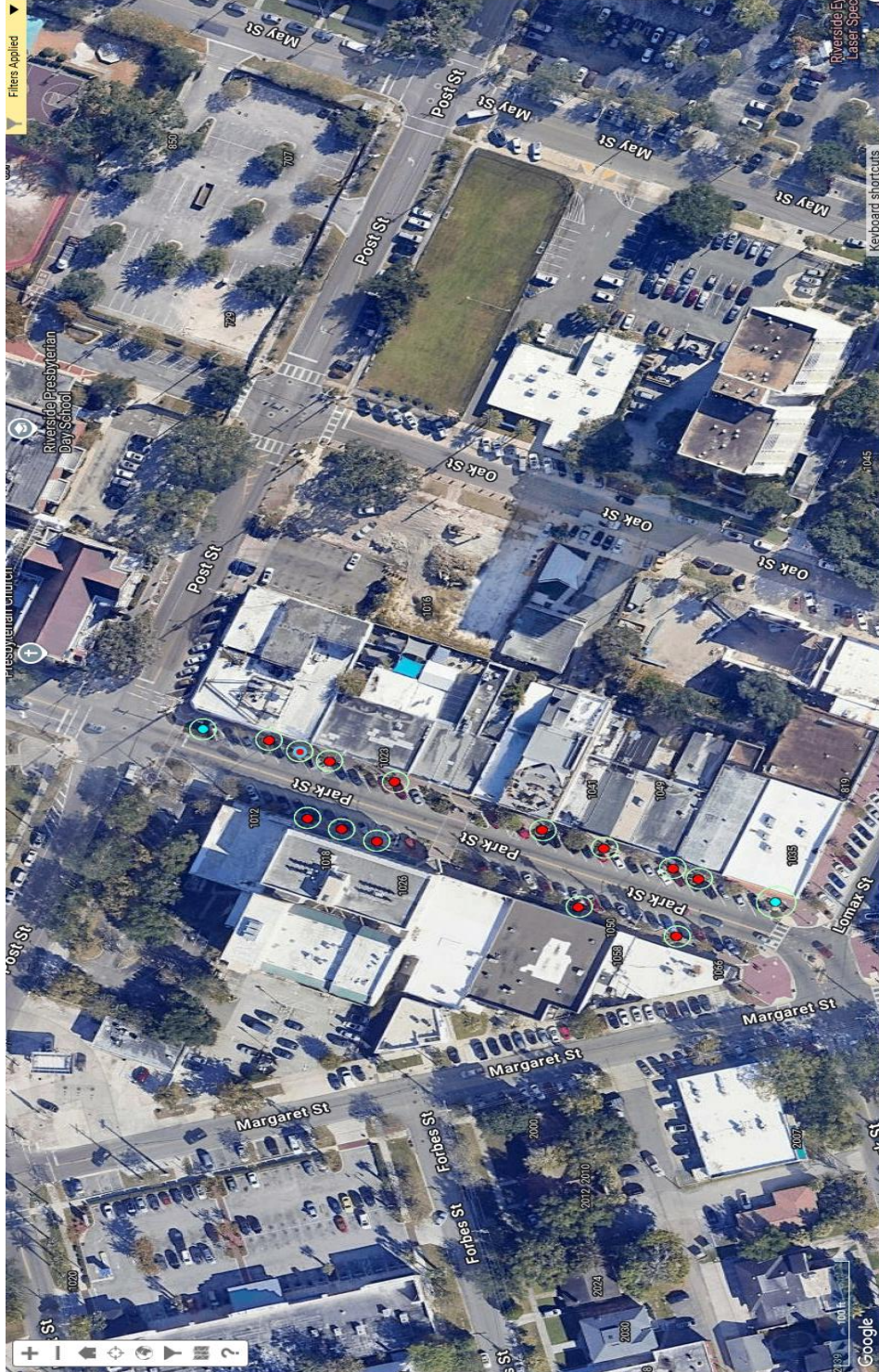
Respectfully

Mike Zaffaroni, Owner/President

Liberty Landscape Supply

13385 N Main St

Jacksonville, FL 32218



LEGEND

Jacksonville, FL

Layer: Trees

Display by: Species

Symbology: Spread Radius

You're viewing the Five Points Level II trees.

Showing 15 of 15 sites.

SHOW ALL TREES

SHOW WORK ORDERS

Toggle All

Eagleston Holly (13)

Winged elm (2)

Charts

Layers

☐ ROW

☐ Sample Streets

☐ 7% Sample

☐ City Allocated Parcels

☐ Boundary

☐ Council Districts

☐ Parcels

☐ Streets

Merchant's Meeting Jan 13/2025

1. The meeting was called to order at 10:05 by Seth Williams

2. Introductions were made around the room.

3. Secretary's report was read.

4. Treasurer's report: there is a balance of [REDACTED]

[REDACTED]

[REDACTED]

[REDACTED]

[REDACTED]

[REDACTED]

[REDACTED]

5. Ongoing business:

[REDACTED]

[REDACTED]

[REDACTED]

[REDACTED]

[REDACTED]

[REDACTED]

6. [REDACTED]

[REDACTED]

7. [REDACTED]

8. The members have approved landscaping. This will allow the Elms to be put in.

9. [REDACTED]

[REDACTED]

[REDACTED] e

[REDACTED].



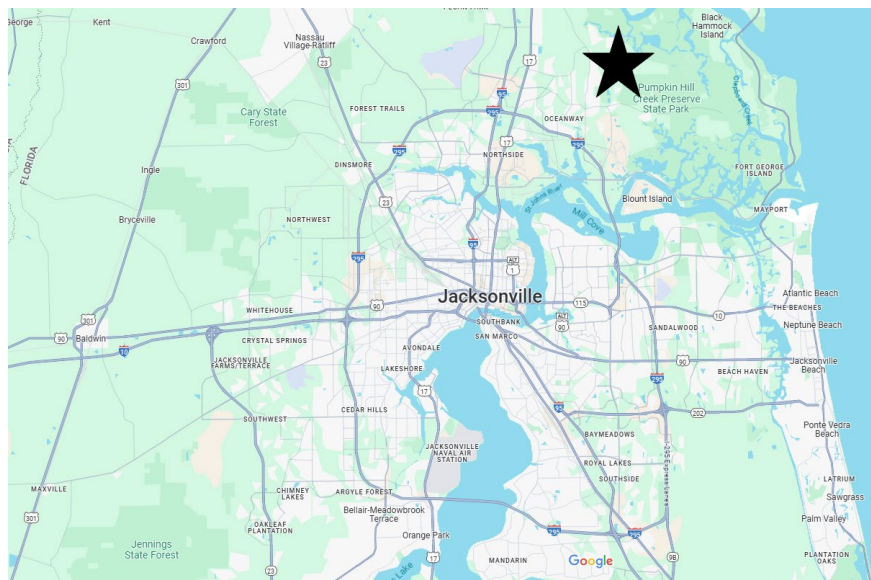
Amelia View Phase 3

Scope of Work

Description:

A tree planting project has been requested for planting in the community of Amelia View off of Starratt road. This project will take place in City Council District 2 and includes the planting of a variety of mostly shade trees that will serve as an aesthetic improvement and a heat reduction purpose. In addition, these plantings will help to filter and slow down stormwater runoff before reaching the city's stormwater management infrastructure. All trees selected were shade trees to enhance the city's canopy. This project includes the planting of 22 total trees, with no tree removals necessary. To see a map of the planting plan, please see <https://pg-cloud.com/JacksonvilleFL/?scenario=Amelia-View-Phase-3>. All trees will be planted on public right of way areas within Duval County.

Approximate location of planting project within Duval County.



LEVEL 2 COMMUNITY ORGANIZATION TREE PLANTING PROGRAM

The form below provides individual citizens and organizations with the opportunity to suggest a location for a tree planting project within Duval County that proposes to use funds from the City of Jacksonville Tree Protection and Related Expenses Trust Fund. If a citizen or organization is interested in suggesting a planting location for the City to implement, then use this form.

Requirements to utilize this program:

1. The location of the proposed planting must be:
 - a. In Duval County; and
 - b. On public property, such as a road right-of-way; a local, state or national park; Duval County School Board property, etc.

Complete the following information below:

1. Name/title of project:
2. Legal name of organization/citizen making suggestion:
3. Organization or citizen mailing address:
4. Contact phone number:
Contact e-mail:
5. Location/address of planting project:
6. Has project information been shared with the Council Member of the district?
7. Rationale for project (include information about the public benefit of the project):
8. Description of project:

If a citizen/organization is interested in proposing a project that they want to administer and implement, a more comprehensive application (Level 3) can be found at the following link: <http://www.coj.net/departments/public-works/tree-commission>.

****To Be Completed By City of Jacksonville/Public Works Staff Only****

Level 2 - Community Organization Tree Planting Program Staff Checklist

Total number of trees to be installed

22

Project Title:

Total number of trees to be removed

0

Arctia vic Phase 3

☒ Project is to be planted on Public Land

☒ Project is located in Duval County

Activity	Complete
1 The species of trees are appropriately located.	<u>✓</u>
2 The number and placement of trees is appropriate.	<u>✓</u>
3 Trees being planted are approved pursuant to the 'Tree Commission Approved Tree Planting List'	<u>✓</u>
4 Shade Trees are preferred; if non-shade trees are proposed, the use is appropriated/acceptable.	<u>✓</u>
5 Less than 25% of the total species of trees being planted are palms.	<u>0%</u> <u>✓</u>
6 The planting will not interfere with utilities or sight line requirements.	<u>✓</u>
7 The project does not include incidental landscaping. If so, the applicant must justify the reason for its inclusion.	<u>✓</u>
8 Construction required? Yes <input checked="" type="checkbox"/> No <input checked="" type="checkbox"/> If yes, are costs reasonable?	<u>✓</u>
9 Irrigation installed? Yes <input checked="" type="checkbox"/> No <input checked="" type="checkbox"/> If yes, are costs reasonable?	<u>✓</u>
10 The cost of the species of trees selected do not outweigh the benefits of the trees.	<u>✓</u>
11 Low maintenance plants are utilized.	<u>✓</u>
12 Location of plant material and irrigation (if applicable) has minimum adverse impact over time on infrastructure such as walks and roads.	<u>✓</u>
13 Species of trees being planted are beneficial to the City's tree canopy.	<u>✓</u>
14 The project provides unique benefit to the neighborhood, Council District, or City.	<u>✓</u>
15 The project has been reviewed with and meets the needs of the requesting entity.	<u>✓</u>
16 The Councilmember has been notified of the project.	<u>✓</u>

COMMENTS:



February 7, 2025

Re: Amelia View Phase 3

In accordance with bid #CP-0165-19, Liberty Landscape Supply proposes the following to include all labor, materials, equipment, taxes, delivery, installation, **2 Year Non-Irrigated** warranty, insurance, etc. for <https://pg-cloud.com/JacksonvilleFL/?scenario=Amelia-View-Phase-3>:

ITEM	QUANTITY	PRICE/UNIT(NON-IRR)	TOTAL
Elaeocarpus Decipiens (Japanese Blueberry) 10' HT, 3' Spd, FTG, 45G or 32" B&B	1	\$ 1,986.53	\$ 1,986.53
Quercus Virginiana (Live Oak) 3" Cal, 12' HT, 6' Spd, 65G or 36" B&B	2	\$ 2,295.54	\$ 4,591.08
Juniperus Silicicola (Southern Red Cedar) 3" Cal, 10' Ht, 4' Spd, 65G or 36" B&B, Dense	11	\$ 1,854.09	\$ 20,394.99
Acer Rubrum (Red Maple) 3" Cal, 12' HT, 6' Spd, 65G or 36" B&B	8	\$ 2,207.25	\$ 17,658.00
	22 Trees		\$ 44,630.60

Respectfully

Mike Zaffaroni, Owner/President

Liberty Landscape Supply

13385 N Main St

Jacksonville, FL 32218



Filters Applied

LEGEND

Jacksonville, FL

Layer: Trees

Display by: Species

Symbology: Spread Radius

You're viewing the **Amelia View Phase 3** trees.
Showing 14 of 22 sites.

[SHOW ALL TREES](#) [SHOW WORK ORDERS](#)


- ☒ Toggle All ?
- ☒ ● Japanese Blueberry Tree
- ☒ ● Live Oak (2)
- ☒ ● Red maple (8)
- ☒ ● Southern Redcedar (11)

Charts

Layers

- ☐ Council Districts
- ☐ Boundary
- ☐ City Allocated Parcels
- ☐ 7% Sample
- ☐ Sample Streets
- ☐ ROW
- ☐ Parcels
- ☐ Streets





LEGEND

Jacksonville, FL

Layer: Trees

Display by: Species

Symbology: Spread Radius

You're viewing the **Amelia View Phase 3** trees.
Showing 2 of 22 sites.

SHOW ALL TREES

SHOW WORK ORDERS

☒ Toggle All ?

☒ Japanese Blueberry Tree

☒ Live Oak (2)

☒ Red maple (8)

☒ Southern Redcedar (11)

Charts

Layers

☐ Council Districts

☐ Boundary

☐ City Allocated Parcels

☐ 7% Sample

☐ Sample Streets

☐ ROW

☐ Parcels

☐ Streets



Filters Applied

LEGEND

Jacksonville, FL

Layer: Trees

Display by: Species

Symbology: Spread Radius

You're viewing the **Amelia View Phase 3** trees.
Showing 6 of 22 sites.

[SHOW ALL TREES](#) [SHOW WORK ORDERS](#)

- ☒ Toggle All ?
- ☒ Japanese Blueberry Tree
- ☒ Live Oak (2)
- ☒ Red maple (8)
- ☒ Southern Redcedar (11)

Charts

Layers

- ☐ Council Districts
- ☐ Boundary
- ☐ City Allocated Parcels
- ☐ 7% Sample
- ☐ Sample Streets
- ☐ ROW
- ☐ Parcels
- ☐ Streets

City of Jacksonville

Tree Commission

Financial Highlights

January 31, 2025

1. Combined Revenues for Fiscal YTD are \$2.15M compared to \$1.43K Jan-24. An increase of \$7.23K year-on-year.
2. Combined Expenses for Fiscal YTD are \$1.15M compared to \$2.461M on Jan-24. A decrease of \$1.31M year-on-year.
3. Combined Revenues for Jan-25 were \$323.4K compared to \$494.1K for Jan-24, a decrease of \$170.7K. Meanwhile, expenses were \$381.1K and \$640.3K on Jan-25 and Jan-24, respectively.
4. Total unallocated funds were \$22.38M for Jan-25.

City of Jacksonville
Tree Commission
Financials Combined
Balance Sheet
January 31, 2025

Cash	36,837,707.83
-------------	---------------

Accounts Payable	189,440.93
Other Adjustments	-

Fund Balance	
Beginning Fund Balance	35,647,906.97
YTD Gain\Loss	1,000,359.93
Adjusted Fund Balance	<u>36,648,266.90</u>

Available Balance Calculation

Cash	36,837,707.83	Bank Funds
Less:		
AP	189,440.93	
Other Adjustments	-	
Funds Available	9,510,766.34	Appropriated Funds by City Council
Encumbrances (Open POs)	4,751,562.38	Appropriated and Allocated
Sub-Total Adjustments	<u>14,451,769.65</u>	

Unappropriated/Unallocated	<u>22,385,938.18</u>	Funds 15304 & 15305
-----------------------------------	----------------------	---------------------

BJP Unallocated Funds	<u>340,454.97</u>	Better Jacksonville Plan * Funds Available Moved to County-Wide Tree Prog
------------------------------	-------------------	--

* Better Jacksonville funds were appropriated to
Activity 378 - County Wide Tree Prog Right of Way
Not in Ordinance Fund.

City of Jacksonville
Tree Commission
Financials Combined
Statement of Activity
January 31, 2025

	Actuals		Budget
	31-Jan	YTD	
Revenues			
Ordinance appropriation			530,506.00
Tree Mitigation Funds - Article 25	33,231.00	251,388.00	
Investment Pool Earnings	117,838.52	395,509.29	
Contributions From Private Sources	172,363.00	1,477,899.00	
Misc Sales and Charges	-	-	
Contribution-Loss Deductible	-	23,472.19	
Transfer from fund balance	-	-	
Total	323,432.52	2,148,268.48	530,506.00
Expenses			
Summarized expenses	381,082.80	1,147,908.55 *	12,818,473.40
Net	(57,650.28)	1,000,359.93	(12,287,967.40)

* Budget is comprised of
current year budget and
prior year carry forward.

City of Jacksonville
Tree Commission
Ordinance - 15304 - Tree Protection & Related Expenditures
Balance Sheet
January 31, 2025

<u>Equity in Pooled Cash</u>	26,280,240.42
-------------------------------------	---------------

<u>Accounts Payable</u>	183,931.67
--------------------------------	------------

<u>Other Adjustments</u>	-
---------------------------------	---

Fund Balance

Beginning Fund Balance	25,332,723.27
------------------------	---------------

YTD Gain\Loss	<u>763,585.48</u>
---------------	-------------------

Adjusted Fund Balance	<u><u>26,096,308.75</u></u>
-----------------------	-----------------------------

Available Balance Calculation

Cash	26,280,240.42
------	---------------

Less:

AP	183,931.67
----	------------

Other Adjustments	-
-------------------	---

Funds Available(Budget)	7,141,334.38
-------------------------	--------------

Encumbrances (Open POs)	<u>4,725,448.77</u>
-------------------------	---------------------

Sub-Total Adjustments	<u><u>12,050,714.82</u></u>
------------------------------	-----------------------------

Unappropriated/Unallocated	<u><u>14,229,525.60</u></u>
-----------------------------------	-----------------------------

City of Jacksonville
Tree Commission
Ordinance - 15304 - Tree Protection & Related Expenditures
Statement of Activity
January 31, 2025

	<u>31-Jan</u>	<u>YTD</u>	<u>Budget</u>
Revenues			
Ordinance appropriation			530,506.00
Tree Mitigation Funds - Article 25	-	21,775.00	
Investment Pool Earnings	84,868.41	283,893.41	
Contributions From Private Sources	172,363.00	1,477,899.00	
Misc Sales and Charges	-	-	
Contribution-Loss Deductible	-	23,472.19	
Total Revenue	<u>257,231.41</u>	<u>1,807,039.60</u>	<u>530,506.00</u>
Expenses			
Expenses	375,573.54	1,043,454.12	12,818,473.40
Net	<u>(118,342.13)</u>	<u>763,585.48</u>	<u>(12,287,967.40)</u>

City of Jacksonville
Tree Commission
Charter - 15305- Tree Mitigation & Related Expenditures
Balance Sheet
January 31, 2025

<u>Equity in Pooled Cash</u>	10,557,467.41
-------------------------------------	---------------

<u>Accounts Payable</u>	5,509.26
--------------------------------	----------

<u>Fund Balance</u>	
Beginning Fund Balance 10/1/24	10,315,183.70
YTD Gain\Loss	<u>236,774.45</u>
Adjusted Fund Balance	<u>10,551,958.15</u>

Available Balance Calculation	
Cash	10,557,467.41
Less:	
AP	5,509.26
Funds Available	2,369,431.96
Encumbrances (Open POs)	<u>26,113.61</u>
Sub-total	<u>2,401,054.83</u>

Unappropriated/Unallocated	<u><u>8,156,412.58</u></u>
-----------------------------------	----------------------------

City of Jacksonville
Tree Commission
Charter - 15305- Tree Mitigation & Related Expenditures
Statement of Activity
January 31, 2025

	Actuals		Budget
	31-Jan	YTD	
Revenues			-
Tree Mitigation Funds - Article 25	33,231.00	229,613.00	
Investment Pool Earnings	32,970.11	111,615.88	
	66,201.11	341,228.88	
Expenses			
Trust Fund Authorized Expenditures	5,509.26	104,454.43	-
Net	60,691.85	236,774.45	-

Month of: As of 12/31/2024

Ledger COJ PL - Modified Accrual

Fund 15304 Tree Protection & Related

Account	Description	Beginning Balance (USD)	Debits (USD)	Credits (USD)	Ending Balance (USD)
104001	Equity in Pooled Cash Account	28,405,516.94	333,121.60	35,122.37	28,703,516.17
104201	Cash - JP Accounts Payable	-133,413.00	0.00	0.00	-133,413.00
104206	Cash - JP General Deposit	-1,323,448.40	1,990,887.82	2,126,531.73	-1,459,092.31
104299	Bank Clearing	-527,070.43	2,100,775.73	1,985,514.63	-411,809.33
104998	Zero Invoice Clearing	-2,077.50	0.00	0.00	-2,077.50
104999	Cash Clearing	-416,883.61	0.00	0.00	-416,883.61
201101	Vouchers Payable Account	-667,712.75	3,434,813.71	2,951,032.63	-183,931.67
216101	Accrued Payroll Payable	-2,187.98	2,187.98	0.00	0.00
284101	Fund Balance - Unassigned Account	-25,332,723.27	0.00	0.00	-25,332,723.27
					-763,585.48
					-26,096,308.75
343750	Tree Mitigation Funds - Article 25	0.00	0.00	21,775.00	-21,775.00
361101	Investment Pool Earnings	0.00	0.00	283,893.41	-283,893.41
366020	Contributions From Private Sources	0.00	0.00	1,477,899.00	-1,477,899.00
369400	Contribution-Loss Deductible	0.00	0.00	23,472.19	-23,472.19
512010	Permanent and Probationary Salaries	0.00	24,988.90	1,931.73	23,057.17
514010	Salaries Overtime	0.00	679.00	0.00	679.00
521020	Medicare Tax	0.00	333.86	24.45	309.41
522070	Disability Trust Fund-ER	0.00	74.99	5.79	69.20
522130	GEPP Defined Contribution DC-ER	0.00	2,923.70	226.01	2,697.69
523010	Group Dental Plan	0.00	60.00	0.00	60.00
523030	Group Life Insurance	0.00	34.92	0.00	34.92
523040	Group Hospitalization Insurance	0.00	4,694.00	0.00	4,694.00
524001	City Employees Worker's Compensation	0.00	1,087.68	0.00	1,087.68
545020	General Liability Insurance	0.00	105.32	0.00	105.32
549006	Trust Fund Authorized Expenditures	0.00	2,242,865.77	1,232,346.04	1,010,519.73
549032	Clothing, Clean, Shoe Transfer Allow	0.00	140.00	0.00	140.00
Total for Fund 15304		0.00	10,139,774.98	10,139,774.98	-763,585.48

Month of: As of 12/31/24

Ledger

Fund 15305 Tree Mitigation &

Account	Description	Beginning Balance (USD)	Debits (USD)	Credits (USD)	Ending Balance (USD)
104001	Equity in Pooled Cash Account	8,515,013.70	143,618.88	0.00	8,658,632.58
104201	Cash - JP Accounts Payable	-2,295.00	0.00	0.00	-2,295.00
104206	Cash - JP General Deposit	1,802,465.00	229,613.00	130,948.17	1,901,129.83
104299	Bank Clearing	0.00	98,945.17	98,945.17	0.00
201101	Vouchers Payable Account	0.00	104,454.43	109,963.69	-5,509.26
284101	Fund Balance - Unassigned Account	-10,315,183.70	0.00	0.00	-10,315,183.70
					-236,774.45
					-10,551,958.15
343750	Tree Mitigation Funds - Article 25	0.00	0.00	229,613.00	-229,613.00
361101	Investment Pool Earnings	0.00	0.00	111,615.88	-111,615.88
549006	Trust Fund Authorized Expenditures	0.00	109,963.69	5,509.26	104,454.43
Total for		0.00	686,595.17	686,595.17	-236,774.45

End of Report

As of 1/31/2025

Review Budgetary Control Balances

Done

* Control Budget

COJ Detail Budget

Saved Search

Search

Amount Type

Year to date

* Budget Period

Jan-25

Funds Available

All amounts

Currency

USD

* Fund

15304

* Center

All Center Values

* Account

500000

* Project

All Project Values

* Activity

All Activity Values

* Interfund

All Interfund Values

* Future

0000000

Search

Reset

Save

Budget Balances

View

Detach

Wrap

Transfer Budget

0

Fund	Center	Account	Project	Activity	Interfund	Future	Year to Date Period	Initial Budget	Budget Adjustments	Total Budget	Commitments	Obligations	Expenditures	Funds Available Amount
15304	151004	549006	000000	00000378	00000	0000000	Jan-25	0.00	973,450.99	973,450.99	0.00	422,007.15	258,428.93	293,014.91
15304	151004	549006	000000	00000541	00000	0000000	Jan-25	0.00	10,283.00	10,283.00	0.00	0.00	0.00	10,283.00
15304	151004	549006	000000	00001315	00000	0000000	Jan-25	0.00	5,108,991.78	5,108,991.78	0.00	2,633,532.54	334,319.55	2,141,139.69
15304	151004	549006	000000	00001316	00000	0000000	Jan-25	0.00	140,238.62	140,238.62	0.00	0.00	0.00	140,238.62
15304	151004	549006	000000	00001623	00000	0000000	Jan-25	0.00	3,677,648.60	3,677,648.60	0.00	1,316,974.36	0.00	2,360,674.24
15304	151004	549512	000000	00000982	00000	0000000	Jan-25	0.00	363.81	363.81	0.00	0.00	0.00	363.81
15304	151004	549521	000000	00000982	00000	0000000	Jan-25	0.00	330.42	330.42	0.00	0.00	0.00	330.42
15304	151004	549533	000000	00000982	00000	0000000	Jan-25	0.00	0.50	0.50	0.00	0.00	0.00	0.50
15304	151004	582001	000000	00000982	00000	0000000	Jan-25	0.00	1,600.00	1,600.00	0.00	0.00	0.00	1,600.00
15304	154006	512010	000000	00000000	00000	0000000	Jan-25	70,315.00	-2,499.41	67,815.59	0.00	0.00	23,057.17	44,758.42
15304	154006	514010	000000	00000000	00000	0000000	Jan-25	0.00	-3,655.79	-3,655.79	0.00	0.00	679.00	-4,334.79
15304	154006	518001	000000	00000000	00000	0000000	Jan-25	0.00	0.00	0.00	0.00	0.00	0.00	0.00
Total								573,834.00	12,244,639.40	12,818,473.40	0.00	4,725,448.77	951,690.25	7,141,334.38

	1/31/2025	12/31/2024	MoM Variance
Total Budget	12,818,473.40	12,817,141.55	1,331.85
Encumbrance	4,725,448.77	4,379,308.52	346,140.25
Available Funds	7,141,334.38	7,769,952.45	(628,618.07)

10 of 14

As of 1/31/2025

Review Budgetary Control Balances

Done

* Control Budget	COJ Detail Budget	▼
------------------	-------------------	---

Saved Search

Search

Amount Type Year to date ▼

* Budget Period Jan-25 ▼

Funds Available All amounts

Currency USD

* Fund	15305	▼
--------	-------	---

* Center	All Center Values	▼
----------	-------------------	---

* Account	500000	▼
-----------	--------	---

* Project All Project Values ▼

* Activity All Activity Values ▼


* Interfund	All Interfund Values	▼
-------------	----------------------	---

* Future	0000000	▼
----------	---------	---

Search Reset Save

Budget Balances

View ▾    Detach  Wrap Transfer Budget ▾  0

															
	Fund	Center	Account	Project	Activity	Interfund	Future	Year to Date Period	Initial Budget	Budget Adjustments	Total Budget	Commitments	Obligations	Expenditures	Funds Available Amount
	15305	151004	549006	000000	00000378	00000	0000000	Jan-25	0.00	1,000,000.00	1,000,000.00	0.00	1,377.32	5,509.26	993,113.42
	15305	151004	549006	000000	00001315	00000	0000000	Jan-25	0.00	1,500,000.00	1,500,000.00	0.00	24,736.29	98,945.17	1,376,318.54
	Total								0.00	2,500,000.00	2,500,000.00	0.00	26,113.61	104,454.43	2,369,431.96

	<u>1/31/2025</u>	<u>12/31/2024</u>	<u>MoM Variance</u>
Total Budget	2,500,000.00	2,500,000.00	-
Encumbrance	26,113.61	31,622.87	(5,509.26)
Available Funds	2,369,431.96	2,369,431.96	-

Review Budgetary Control Balances

Done

* Control Budget COJ Detail Budget

Saved Search

Search

Amount Type Year to date

* Budget Period Jan-25

Funds Available All amounts

Currency USD

* Fund 35101

* Center 151004

* Account 500000

* Project All Project Values

* Activity 00000378

* Interfund All Interfund Values

* Future 0000000

Search Reset Save

Budget Balances

View Detach Wrap Transfer Budget 0

	Fund	Center	Account	Project	Activity	Interfund	Future	Year to Date Period	Initial Budget	Budget Adjustments	Total Budget	Commitments	Obligations	Expenditures	Funds Available Amount
	35101	151004	561030	000000	00000378	00000	0000000	Jan-25	0.00	1,537,783.84	1,537,783.84	0.00	896,938.07	300,390.80	340,454.97
Total									0.00	1,537,783.84	1,537,783.84	0.00	896,938.07	300,390.80	340,454.97

Columns Hidden 11 Columns Frozen 8

	1/31/2025	12/31/2024	MoM Variance
Total Budget	1,537,783.84	1,537,783.84	-
Encumbrance	896,938.07	737,443.14	159,494.93
Available Funds	340,454.97	570,970.18	(230,515.21)


City of Jacksonville
Tree Commission
Activity/Project Status as of 1 /31/2025

		Budget	Obligation	Expenditures	Funds Available
		1/31/2025	1/31/2025	1/31/2025	1/31/2025
151004-PWOD Tree Mitigation & Related Expenses - Conservation and Resource Manag	00000378-County-Wide Tree Prog-Remove - Replace	973,450.99	422,007.15	258,428.93	293,014.91
151004-PWOD Tree Mitigation & Related Expenses - Conservation and Resource Manag	00000541-Hammond Blvd Project	10,283.00	-	-	10,283.00
151004-PWOD Tree Mitigation & Related Expenses - Conservation and Resource Manag	00000982-Tree Protection & Related Expenses	2,294.73	-	-	2,294.73
151004-PWOD Tree Mitigation & Related Expenses - Conservation and Resource Manag	00001315-Level 2 Tree Planting Program	5,108,991.78	2,633,532.54	334,319.55	2,141,139.69
151004-PWOD Tree Mitigation & Related Expenses - Conservation and Resource Manag	00001316-Moncrief Rd Beautification Project	140,238.62	-	-	140,238.62
151004-PWOD Tree Mitigation & Related Expenses - Conservation and Resource Manag	00001623-Level 3 Tree Planting Program	3,677,648.60	1,316,974.36	-	2,360,674.24
		9,912,907.72	4,372,514.05	592,748.48	4,947,645.19
154006-PWML Tree Maintenance - Other Physical Environment	00000000-No Activity	550,152.24	266,849.36	235,059.71	48,243.17
	All Activity Values	550,152.24	266,849.36	235,059.71	48,243.17
154007-PWML 630-City Tree Planting Prog - Other Physical Environment	00000000-No Activity	2,355,413.44	86,085.36	123,882.06	2,145,446.02
	All Activity Values	2,355,413.44	86,085.36	123,882.06	2,145,446.02
15305 - Charter					
151004-PWOD Tree Mitigation & Related Expenses - Conservation and Resource Manag	00000378-County-Wide Tree Prog-Remove - Replace	1,000,000.00	1,377.32	5,509.26	993,113.42
	00001315-Level 2 Tree Planting Program	1,500,000.00	24,736.29	98,945.17	1,376,318.54
	All Activity Values	2,500,000.00	26,113.61	104,454.43	2,369,431.96
	Total 15304 & 15305	15,318,473.40	4,751,562.38	1,056,144.68	9,510,766.34
City - JTA Transprotation Project - Fund 35101					
151004-PWOD Tree Mitigation & Related Expenses - Conservation and Resource Manag	00000378-County-Wide Tree Prog-Remove - Replace	1,537,783.84	896,938.07	300,390.80	340,454.97
	Adjusted Totals	16,856,257.24	5,648,500.45	1,356,535.48	9,851,221.31

[Home](#)[Tree Mitigation](#)[Tree Commission](#)[About](#)


Welcome Guest (Visitor)


Log in



TREE MITIGATION


CITY OF JACKSONVILLE






TREE REMOVAL PERMIT INFORMATION

Click here to search detailed information on Site Clearing and Tree Removal Permits. In reviewing tree removal information on a specific permit, for "B" permits click on the Spec 2 tab; for "L" permits click on the Tree Mitigation tab.



TREE FUND CITY PLANTING PROJECTS

Click here to search detailed information about City Tree Fund Planting Projects.




AVAILABLE FOR APPROPRIATION

15F (Ordinance): \$14,240,046.25

15N (Charter): \$8,118,342.47


Total: \$22,358,388.72



FILE AN ISSUE

Click here to report site clearing or tree removal without a permit, or to request tree maintenance on public property. In the CARE System, select "Tree Remove or Landscape Violation" from the dropdown.


Disclaimer: The AVAILABLE FOR APPROPRIATION information shown on this page is updated nightly from the City's financial records, but does not include any pending appropriations, or other financial transactions of the funds which have not been completed.



If you experience difficulty viewing or accessing the documents provided on this site, or navigating this application's table features, using any assistive technology please contact the Disabled Services Division at 904-630-4940 or 904-630-4933 (TTY) to request an accommodation.

© 2025 - Official City of Jacksonville and Duval County Government Website, All Rights Reserved.

Version: 1.0.0.6



58°F Mostly cloudy

6:46 AM 2/11/2025

14 of 14

Jacksonville Tree Commission

Available Funds Summary (as of February, 2025)

	Jan-25	Feb-25
15F Ordinance Funds Available for Council Appropriation (a)	\$14,051,743.18	\$14,229,330.25
Allocated for Remove and Replace to Public Works (b)	\$1,784,424.49	\$1,624,056.39
Allocated for 630-City to Public Works (c)	\$2,088,044.49	\$2,115,236.02
Available for Level 2 Allocation by Tree Commission (d)	\$4,115,920.54	\$3,427,119.54
Available for Level 3 Allocation by Tree Commission (e)	\$2,360,674.24	\$2,360,674.24
Total Allocated to PW for 630-City and Remove & Replace (b) + (c)	\$3,872,468.98	\$3,739,292.41
Total Available for Allocation by Tree Commission (d) + (e)	\$6,476,594.78	\$5,787,793.78
15N Charter Funds Available for Council Appropriation (f)	\$8,049,300.30	\$8,104,649.47
BJP Tree Mitigation Dollars available for Council Appropriation (g)	\$0.00	\$0.00
Total Avail for Appropriation by Council (a) + (f) + (g)	\$22,101,043.48	\$22,333,979.72
Total Avail for Allocation by Tree Commission (d) + (e)	\$6,476,594.78	\$5,787,793.78
Total Funds Not Obligated	\$32,450,107.24	\$31,861,065.91

Encumbered Funds Summary (as of February 2025)

	Jan-25	Feb-25
Obligated Level 2 Proj Funds	\$2,158,540.73	\$2,330,857.27
Obligated Level 3 Proj Funds	\$1,316,974.36	\$1,316,974.36
Total Funds Obligated	\$3,475,515.09	\$3,647,831.63

Since 2017**15F Remove and Replace**

15304 Ordinance Funds Available for Appropriation: As of 02/01/2025 there is \$14,229,330.25

Appropriated	Date	Project	Purchase Order Amount	Date	Remainder	Status
\$300,000.00	Nov-18					
\$2,000,000.00	Nov-19					
\$2,000,000.00	Apr-21					
\$4,000,000.00	Dec-22					
		Remove and Replace	\$1,250,000.00	11/18/2020	\$9,971.61	Open
		Round 13	\$14,300.00	1/17/2023	\$715.00	Open
		Parks Replacement (FY23)	\$336,365.00	4/24/2023	\$880.00	Open
		Round 18	\$49,650.00	9/15/2023	\$11,254.00	Open
		Parks R&R Removals	\$700,000.00	11/3/2023	\$127,316.39	Open
		Parks Replacement (FY24)	\$500,000.00	11/27/2023	\$81,755.00	Open
		Round 19	\$52,900.00	11/15/2023	\$5,290.00	Open
		Baymeadows R&R	\$169,819.05	12/21/2023	\$25,472.86	Open
		Round 20	\$63,000.00	1/19/2024	\$12,600.00	Open
		Old Saint Augustine R&R	\$55,877.46	2/14/2024	\$8,381.62	Open
		Round 22	\$27,425.81	3/6/2024	\$5,485.16	Open
		Fort Caroline R&R	\$185,252.23	3/28/2024	\$27,787.84	Open
		2024-03	\$90,400.00	5/2/2024	\$18,080.00	Open
		Greenland Road R&R	\$101,044.45	5/8/2024	\$15,156.67	Open
		2024-04	\$108,600.00	5/14/2024	\$21,720.00	Open
\$8,300,000.00	Total	Total	\$8,675,123.36	Total	\$371,866.15	
			Available for 15F Remove and Replace Allocation		\$290,488.00	

Definitions of Terms**Available for Appropriation-** Requires City Council Approval**Allocated-** Already been approved by City Council/Tree Commission and MBRC approved funds**Obligation-** Funds have been assigned to a project and a purchase order has been issued**Green fill** indicates amount available in pool of money**Orange fill** indicated total money for column

Since 2017

15N Remove and Replace

15305 Charter Funds Available for Appropriation: As of 01/01/2025 there is \$8,104,649.47

Appropriated	Date	Project	Purchase Order Amount	Date	Remainder	Status
\$1,000,000.00	Jun-24					
		Gator Bowl R&R	\$6,886.58	10/28/2024	\$1,377.32	Open
\$1,000,000.00	Total	Total	\$6,886.58	Total	\$1,377.32	
				Available for 15N Remove and Replace Allocation	\$993,113.42	

Definitions of Terms

- Available for Appropriation-** Requires City Council Approval
- Allocated-** Already been approved by City Council/Tree Commission and MBRC approved funds
- Obligation-** Funds have been assigned to a project and a purchase order has been issued
- Green fill** indicates amount available in pool of money
- Orange Fill** indicated total money for column

Since 2017

BJP Remove and Replace

Better Jacksonville Plan- Tree Mitigation Dollars available for Appropriation: As of 02/01/2025 there is \$0

Appropriated	Date	Project	Purchase Order Amount	Date	Remainder	Status
\$1,717,826.00	Jun-24					
		Courthouse R&R	\$2,295.54	8/9/2024	459.12	Open
		Main Street R&R	\$369,995.86	8/9/2024	\$73,999.17	Open
		Shindler and Rampart R&R	\$74,564.42	11/15/2024	\$14,912.88	Open
		Parks Remove and Replace Removals	\$300,000.00	12/3/2024	\$177,049.69	Open
		PWML Remove and Replace Removals	\$400,000.00	12/3/2024	\$400,000.00	Open
		Monument and Cobblestone R&R	\$173,283.67	1/9/2025	\$173,283.67	Open
		Southeast Regional Library	\$57,231.54	1/17/2025	\$57,231.54	Open
\$1,717,826.00	Total	Total	\$1,377,371.03	Total	\$896,936.07	
				Available for BJP Remove and Replace Allocation	\$340,454.97	

Definitions of Terms

Available for Appropriation- Requires City Council Approval

Allocated- Already been approved by City Council/Tree Commission and MBRC approved funds

Obligation- Funds have been assigned to a project and a purchase order has been issued

Green fill indicates amount available in pool of money

Orange Fill indicated total money for column

Since 2017**630-City**

15304 Ordinance Funds Available for Appropriation: As of 02/01/2025 there is \$14,229,330.25

Appropriated	Date	Project	Purchase Order Amount	Date	Remainder	Status
\$200,000.00	Nov-18					
\$1,600,000.00	Aug-19					
\$2,000,000.00	Nov-21					
\$2,000,000.00	Dec-22					
		630-City Round 20	\$129,681.60	12/4/2023	\$25,936.32	Open
		630-City Round 21	\$74,140.80	2/2/2024	\$14,828.16	Open
		630-City Round 22	\$126,345.60	6/28/2024	\$25,269.12	Open
		630-City Round 23	\$100,258.80	11/22/2024	\$20,051.76	Open
		630-City Round 24	\$30,210.00	2/7/2025	\$30,210.00	Open
\$5,800,000.00	Total	Total	\$4,739,278.02	Total	\$116,295.36	
				Available for 630-City Allocation	\$2,115,236.02	

Definitions of Terms**Available for Appropriation-** Requires City Council Approval**Allocated-** Already been approved by City Council/Tree Commission and MBRC approved funds**Obligation-** Funds have been assigned to a project and a purchase order has been issued

Green fill indicates amount available in pool of money

Orange fill indicated total money for column

Since 2017**15F Level 2**

15304 Ordinance Funds Available for Appropriation: As of 02/01/2025 there is \$14,229,330.25

Appropriated	Date	Project	Allocation	Date	Purchase Order Amount	Date	Remainder	Status
\$1,000,000.00	Feb-19							
\$2,000,000.00	Jan-20							
\$2,000,000.00	Jan-21							
\$2,000,000.00	Aug-21							
\$8,000,000.00	Jun-22							
		Park Street Rd Diet	\$399,526.00	6/16/2021	\$399,526.00	8/24/2021	\$399,526.00	On Hold
		Jarboe Park	\$145,918.00	12/15/2021	\$145,918.00	1/24/2022	\$7,295.90	Open
		Saint Johns Bluff Rd	\$388,238.50	7/20/2022	\$388,238.50	8/29/2022	\$38,823.84	Open
		Collins Road	\$338,265.00	9/21/2022	\$338,265.00	11/23/2022	\$16,913.25	Open
		Airport Center Drive East	\$153,643.00	11/16/2022	\$153,643.00	12/29/2022	\$15,364.30	Open
		GoldStar Phase 2	\$2,300,000.00	12/21/2022	\$1,141,500.00	7/14/2023	\$228,300.00	Open
		Fort Caroline Rd						
		Pond	\$61,479.00	2/15/2023	\$61,479.00	3/21/2023	\$3,073.95	Open
		Kernan BLVD N	\$591,059.00	2/15/2023	\$591,059.00	3/23/2023	\$59,105.90	Open
		Price Park	\$27,216.00	4/19/2023	\$27,216.00	5/11/2023	\$2,721.60	Open
		Amelia View Phase 2	\$62,370.00	4/19/2023	\$62,370.00	5/11/2023	\$6,237.00	Open
		Parks Northwest Districts	\$321,440.00	4/19/2023	\$321,440.00	6/6/2023	\$64,288.00	Open
		Gator Bowl	\$41,185.00	7/19/2023	\$41,185.00	8/10/2023	\$6,177.75	Open
		7th Street E	\$88,355.00	8/16/2023	\$88,355.00	9/14/2023	\$8,835.50	Open
		District 7 and 10 Corridors	\$75,451.50	9/20/2023	\$75,451.50	11/1/2023	\$11,317.72	Open
		Hodges Blvd	\$137,667.34	10/18/2023	\$137,667.34	12/14/2023	\$20,650.10	Open
		Lift Ey'ry Voice and Sing Park	\$223,335.00	11/15/2023	\$223,335.00	1/10/2024	\$44,667.00	Open
		Northbank						
		Riverwalk Phase 2	\$76,642.50	1/17/2024	\$76,642.50	4/2/2024	\$30,657.00	Open
		Parks Senior and Community Centers	\$172,450.00	1/17/2024	\$172,450.00	4/2/2024	\$68,980.00	Open
		Southern S-Line Enhancement	\$131,600.00	1/17/2024	\$131,600.00	4/2/2024	\$52,640.00	Open

15F Level 2

15304 Ordinance Funds Available for Appropriation: As of 02/01/2025 there is \$14,229,330.25

Appropriated	Date	Project	Allocation	Date	Purchase Order Amount	Date	Remainder	Status
		McGirts Creek Preserve Restoration (Planting)	\$182,750.00	1/17/2024	\$182,750.00	4/2/2024	\$182,750.00	Open
		McGirts Creek Preserve Restoration (Consulting)	\$82,250.00	1/17/2024	\$82,250.00	8/23/2024	\$82,250.00	Open
		Various Parks	\$136,800.00	4/17/2024	\$136,800.00	5/29/2024	\$54,720.00	Open
		Alden Road	\$76,282.56	6/28/2024	\$76,282.56	7/11/2024	\$15,256.51	Open
		JTA Bus Stops Phase 1	\$34,533.86	7/17/2024	\$34,533.86	9/10/2024	\$6,906.77	Open
		State Street Plan	\$298,769.36	9/18/2024	\$298,769.36	10/31/2024	\$298,769.36	Open
		Gonzales Park	\$106,397.74	11/20/2024	\$106,397.74	12/16/2024	\$21,279.55	Open
		Murray Hill	\$33,119.53	11/20/2024	\$33,119.53	12/13/2024	\$6,623.91	Open
		Merrill Road	\$7,998.33	11/20/2024	\$7,998.33	12/13/2024	\$1,599.67	Open
		Walter Anderson Park	\$10,700.00	11/20/2024	\$10,700.00	1/13/2025	\$10,700.00	Open
		Touchton Road Park	\$85,400.00	11/20/2024	\$85,400.00	1/13/2025	\$85,400.00	Open
		Maxville Park	\$219,325.00	11/20/2024	\$219,325.00	1/13/2025	\$87,730.00	Open
		Jullington Durbin Preserve	\$52,950.00	11/20/2024	\$52,950.00	1/13/2025	\$52,950.00	Open
		Greenland Park	\$86,475.00	11/20/2024	\$86,475.00	1/13/2025	\$86,475.00	Open
		Glyntea Park	\$81,000.00	11/20/2024	\$81,000.00	1/13/2025	\$81,000.00	Open
		Genovar Park	\$56,900.00	11/20/2024	\$56,900.00	1/13/2025	\$56,900.00	Open
		Black Hammock Island Park	\$94,150.00	11/20/2024	\$94,150.00	1/13/2025	\$37,660.00	Open
		Backridge Park	\$51,575.00	11/20/2024	\$51,575.00	1/13/2025	\$51,575.00	Open
\$15,000,000.00	Total	Total	\$14,660,280.49	Total	\$12,361,139.18	Total	\$2,306,120.98	
				Available for 15F Level 2 Allocation				\$2,050,801.00

Definitions of Terms

15N Level 2

					Purchase Order Amount	Date	Remainder	Status
Appropriated	Date	Project	Allocation	Date				
\$1,500,000.00	Jun-24							
		Gate Parkway	\$123,681.46	7/17/2024	\$123,681.46	10/24/2024	\$24,736.29	Open
\$1,500,000.00	Total	Total	\$123,681.46	Total	\$123,681.46	Total	\$24,736.29	
							Available for 15N Level 2 Allocation	
							\$1,376,318.54	

Available for Appropriation- Requires City Council Approval

Allocated- Already been approved by City Council/Tree Commission and MBRC approved funds

Encumbered-Funds have been assigned to a project and a purchase order has been issued

Green fill indicates amount available in pool of money

Orange Fill indicated total money for column

Since 2017**Level 3**

15304 Ordinance Funds Available for Appropriation: As of 02/01/2025 there is \$14,229,330.25

Appropriated Date	Project	Allocation	Date	Purchase Order Amount	Date	Remainder	Status
\$1,000,000.00	May-20						
\$1,000,000.00	Dec-22						
\$2,000,000.00	Jun-24						
	Jax Zoo	\$209,190.35	3/4/2021	\$209,190.35	10/27/2021	\$105,728.15	Open
	RiverEdge	\$1,211,246.21	3/20/2024	\$1,211,246.21	11/18/2024	\$1,211,246.21	Open
\$4,000,000.00	Total	\$1,662,035.56	Total	\$450,749.35	Total	\$1,316,974.36	
Available for						Level 3 Allocation	\$2,360,674.24

Definitions of Terms**Available for Appropriation-** Requires City Council Approval**Allocated-** Already been approved by City Council/Tree Commission and MBRC approved funds**Obligation-** Funds have been assigned to a project and a purchase order has been issued**Green fill** indicates amount available in pool of money**Orange Fill** indicated total money for column

ACTIVE CITY OF JACKSONVILLE LEVEL 2 TREE PLANTING PROJECTS

ATTACHMENT F

Visit <https://pg-cloud.com/JacksonvilleFL/> for City of Jacksonville Tree Project Maps

Visit jaxtreemitigation.coj.net - Tree Fund City Projects for links to legislation and planting details

Requesting Entity	Project Scope	Tree Commission Approval Date	Status	Allocated Amount	Contract/Warranty
Jarboe Park	Trees along play areas and trails of Jarboe Park. 76 trees	Dec-21	Installation Complete	\$145,918.00	Liberty 2/yr
Saint Johns Bluff Road	Trees along Median. 189 trees	Jul-22	Installation Complete	\$388,238.50	Liberty 2/yr
Collins Road	Trees along median. 183 trees	Sep-22	Installation Complete	\$338,265.00	Liberty 2/yr
Airport Center Drive E	Trees along median. 76 trees	Nov-22	Installation Complete	\$153,643.00	Liberty 2/yr
College Street Parking Islands	Trees in Parking Islands, 4 trees.	Nov-22	Installation Complete	\$13,019.00	Liberty 2/yr
Gold Star Family Memorial Highway Phase 2	Trees within retention ponds and right of way. 1218 trees	Dec-22	Installation Complete	\$2,300,000.00	To Bid 2/yr
Fort Caroline Road Pond	Trees within retention pond. 34 trees	Feb-23	Installation Complete	\$61,479.00	Liberty 2/yr
Kernan Blvd N	Trees within Right of way and Median- 276 trees	Feb-23	Installation Complete	\$591,059.00	Liberty 2/yr
Price Park	Trees within Right of way. 13 trees	Apr-23	Installation Complete	\$27,216.00	Liberty 2/yr
Amelia View Phase 2	Trees within Right of Way. 34 trees	Apr-23	Installation Complete	\$62,370.00	Liberty 2/yr
Northwest Parks	Trees in parks. 202 trees	Apr-23	Installation Complete	\$321,440.00	Greenway/1yr
Fletcher and Hollywood Park	Trees in park. 21 trees	May-23	Installation Complete	\$33,100.00	Greenway/1yr
GatorBowl	Trees in Median. 8 trees	Jul-23	Installation Complete	\$41,185.00	Liberty/2yr
7th Street East	Trees in right of way (42 trees)	Aug-23	Installation Complete	\$41,185.00	Liberty/2yr
District 7 and 10 Corridors	Trees in right of way (39 trees)	Sep-23	Installation Complete	\$75,451.50	Liberty/2yr
Hodges Blvd Level 2	Trees in Median (59 trees)	Oct-23	Installation Complete	\$137,667.34	Liberty/2yr
McGirts Creek Restoration Level 2	In Preserve (12,000 saplings)	Jan-24	Scheduling	\$182,750.00	Greenway/no warranty
Lift Ev'ry Voice and Sing Park Level 2	In Park (90 trees)	Nov-24	Installation Complete	\$233,335.00	Greenway/1yr
Northbank Riverwalk Phase 2	36 trees	Jan-24	Installation Complete	\$76,642.50	Greenway/1yr
Parks Senior and Community Centers	81 trees	Jan-24	Installation Complete	\$172,450.00	Greenway/1yr
Southern S-Line Enhancement	140 trees along S-line	Jan-24	Installation Complete	\$131,600.00	Greenway/1yr
Various Parks	98 Trees in Parks	Apr-24	Installation Complete	\$136,800.00	Greenway/1yr
Alden Road	41 Trees along ROW	May-24	Installation Complete	\$76,282.56	Liberty 2/yr

ACTIVE CITY OF JACKSONVILLE LEVEL 2 TREE PLANTING PROJECTS

ATTACHMENT F

Visit <https://pg-cloud.com/JacksonvilleFL/> for City of Jacksonville Tree Project Maps

Visit jastreemitigation.coj.net - Tree Fund City Projects for links to legislation and planting details

Requesting Entity	Project Scope	Tree Commission Approval Date	Status	Allocated Amount	Contract/Warranty
Gate Parkway	49 Trees in median and ROW	Jul-24	Installation Complete	\$123,681.46	Liberty 2/yr
JTA Bus Stops Phase 1	11 trees in ROW	Jul-24	Installation Complete	\$34,533.86	Liberty 2/yr
Merrill Road	4 trees in median	Nov-24	Installation Complete	\$7,998.33	Liberty 2/yr
Murray Hill	14 trees in ROW	Nov-24	Installation Complete	\$33,119.53	Liberty 2/yr
Gonzales Park	within park boundaries 50 trees	Nov-24	Installation Complete	\$106,397.74	Liberty 2/yr
Glynlea Park	within park boundaries 64 trees	Nov-24	Ongoing	\$81,000.00	Greenway/ 1yr
Julington Durbin Preserve	within park boundaries 41 trees	Nov-24	Ongoing	\$52,950.00	Greenway/ 1yr
Backridge Park	within park boundaries 34 trees	Nov-24	Ongoing	\$51,575.00	Greenway/ 1yr
Walter Anderson Park	within park boundaries 7 trees	Nov-24	Ongoing	\$10,700.00	Greenway/ 1yr
Genovar Park	within park boundaries 42 trees	Nov-24	Ongoing	\$56,900.00	Greenway/ 1yr
Greenland Park	within park boundaries 59 trees	Nov-24	Ongoing	\$86,475.00	Greenway/ 1yr
Touchton Rd Park	within park boundaries 63 trees	Nov-24	Ongoing	\$85,400.00	Greenway/ 1yr
Maxville Park	within park and city property boundaries 94 trees	Nov-24	Ongoing	\$219,325.00	Greenway/ 1yr
Black Island Hammock Park	within park boundaries 60 trees	Nov-24	Ongoing	\$94,150.00	Greenway/ 1yr
Palmetto Leaves	within park boundaries 103 trees	Dec-24	Ongoing	\$152,650.00	Greenway/1yr
Atlantic Blvd	Median 20 trees	Dec-24	Ongoing	\$45,379.20	Liberty 2/yr

Completed CITY OF JACKSONVILLE LEVEL 2 TREE PLANTING PROJECTS

ATTACHMENT B

Visit <https://pg-cloud.com/JacksonvilleFL/> for City of Jacksonville Tree Project Maps
Visit jaxtreemitigation.coj.net - Tree Fund City Projects for links to legislation and planting details

Requesting Entity	Project Scope	Tree Commission Approval Date	Status	Approp.	Obligated	Contract/Warranty
Executive Director, Tree Hill Nature Center	22 trees requested in Tree Hill amphitheater parking area; site plan complete; no removals required; ready for review pending cost estimate per new countywide tree planting contract.	May-19	Complete	\$21,472.80	\$21,472.80	Liberty 3/mos
Sheffield Elementary School PTA President	10 Trees requested to provide shade for existing play area/field at Sheffield Elementary School; site visit complete - pending design and review.	May-19	Complete	\$20,414.48	\$20,414.48	Davey -1/yr
San Marco Preservation Society and Greenscape, San Marco Tree Planting	102 Trees requested in city right of ways within District 5, includes removal of damaged/diseased trees; site evaluation scheduled	Jun-19	Complete	\$247,749.52	\$247,749.52	Davey -1/yr
Kensington Association HOA Director	54 trees requested within Kensington Lakes city right of ways along Kensington Gardens Blvd. and Kensington Lakes Dr to replace trees lost due to storm damage/disease; may include removals. Planting Plan pending.	Aug-19	Complete	\$124,202.62	\$124,202.62	Davey -1/yr
S-Line Biodiversity Corridor Tree Planting	Installation of 25 trees throughout the S-Line Trail Biodiversity Corridor. This will offer additional tree canopy and shade to the trail.	Aug-19	Complete	\$30,949.40	\$30,949.40	Liberty 3/mos
City Cemetery - citizen request	18 Trees in right of ways on Ionia St. and Jessie St.	Dec-19	Complete	\$41,350.50	\$41,350.50	Liberty 2/yr
Baymeadows East Association Tree Planting	119 Trees in right of ways and medians on Baymeadows East and Fort Family Regional Park	Dec-19	Complete	\$284,900.07	\$284,900.07	Davey -1/yr
Cathedral District Tree Planting	50+ trees requested as Cathedral District (CD7) tree planting, may include removal of damaged/diseased trees. City right of way tree plantings within general proximity but not limited to State St to Catherine St. to Main St. to Adams St.; site evaluation scheduled	Jan-20	Complete	\$120,371.14	\$120,371.14	Liberty 2/yr
Yates Building - Cultural Council of Greater Jacksonville	8 Trees to be installed around renovated fountain at building entrance	Jan-20	Complete	\$38,312.00	\$38,312.00	Liberty 2/yr
Ed Austin Park Tree Planting/Resident request	115 Trees in right of ways around and within Willowbranch Park	Jun-20	Complete	\$214,822.00	\$214,822.00	Liberty 2/yr
Neptune Beach/Residential requests - City of Neptune	Trees within residential Right of Ways - 47 trees	Jul-20	Complete	\$55,490.00	\$55,490.00	Liberty 3/mos
Nathan Krestul Park - Friends of Krestul Park	Trees within Park - 34 trees	Jul-20	Complete	\$63,423.00	\$63,423.00	Liberty 2/yr

Completed CITY OF JACKSONVILLE LEVEL 2 TREE PLANTING PROJECTS

ATTACHMENT B

Visit <https://pg-cloud.com/JacksonvilleFL/> for City of Jacksonville Tree Project Maps
Visit jastreemitigation.coj.net - Tree Fund City Projects for links to legislation and planting details

Requesting Entity	Project Scope	Tree Commission Approval Date	Status	Approp.	Obligated	Contract/Warranty
Alexandria Oaks Park/SMPS and Bolles School request	Trees within Park - 15 trees	Jul-20	Complete	\$28,593.00	\$28,593.00	Liberty 2/yr
Huntington Forest Park/Resident request to CM	Trees along Park Right of Way - Buffer - 15 trees	Jul-20	Complete	\$28,026.00	\$28,026.00	Liberty 2/yr
Canopy Place Tree Planting/resident request	Installation of 40 trees in city right of ways and medians to provide additional tree canopy, sound buffer and screening.	Oct-20	Complete	\$117,483.97	\$117,483.97	Davey -1/yr
Sunrise Ridge/resident request	Installation of 40 tree in city right of ways to increase tree canopy as well screening and buffer from adjacent highway.	Oct-20	Complete	\$107,316.52	\$107,316.52	Davey -1/yr
Jacksonville Beach Golf Park/Jax Beach	Installation of 156 trees in city golf course park to increase tree canopy, create screening, and attract wildlife.	Nov-20	Complete	\$147,562.80	\$147,562.80	Liberty 3/mos
Freedom Park/CM & Parks	Trees within newly established park (irrigated) - 38 trees	Dec-20	Complete	\$38,548.00	\$38,548.00	Liberty 3/mos
Blue Cypress Park Restoration/Parks	Trees within park - field restoration - 157 trees	Mar-21	Complete	\$187,154.40	\$187,154.40	Liberty 1/yr
Atlantic Beach/City of Atlantic Beach Phase 2	Trees within Atlantic Beach residential Right of Ways and Parks - 133 trees	May-21	Complete	\$164,404.80	\$164,404.80	Liberty 3/mos
Cobblestone Homeowners Association/residential requests/HOA	Installation of 105 trees in city right of ways and medians to provide additional tree canopy, sound buffer and screening.	Jun-20	Complete	\$192,922.00	\$192,922.00	Liberty 2/yr

Introduced by Council Member J. Carlucci:

ORDINANCE 2025-102

AN ORDINANCE CONCERNING LANDSCAPE AND TREE PROTECTION REGULATIONS; AMENDING SECTIONS 656.1206 (PERMIT PROCEDURE AND CRITERIA FOR TREE REMOVAL, RELOCATION AND REPLACEMENT OF PROTECTED TREES) AND 656.1208 (ENFORCEMENT OF THIS SUBPART B; VIOLATIONS AND PENALTIES; STOPPING WORK, CORRECTION OF VIOLATION, SETTLEMENT AND REDUCTION OF FINES PURSUANT TO POLICY CRITERIA; PROCEDURES), SUBPART B (TREE PROTECTION), PART 12 (LANDSCAPE AND TREE PROTECTION REGULATIONS), CHAPTER 656 (ZONING CODE), *ORDINANCE CODE*, TO ADDRESS CALCULATION OF TREE MITIGATION CONTRIBUTIONS TO THE TREE PROTECTION AND RELATED EXPENSES TRUST FUND AND MINIMUM CALIPER-INCH REQUIREMENTS FOR REPLACEMENT TREES IN KEEPING WITH PROVISIONS OF ARTICLE 25 OF THE CITY CHARTER, AND TO PROVIDE FOR AN AUTOMATIC INCREASE IN CONTRIBUTION CALCULATIONS WHEN THE COMBINED TOTAL OF UNALLOCATED FUNDS WITHIN THE TREE PROTECTION AND RELATED EXPENSES TRUST FUNDS IS BELOW \$5,000,000, OR AFTER SEPTEMBER 30, 2030, WHICHEVER OCCURS SOONER; PROVIDING FOR CODIFICATION INSTRUCTIONS; PROVIDING AN EFFECTIVE DATE.

WHEREAS, the City currently maintains two Tree Protection and Related Expenses Trust Funds, the first was created pursuant to

Article 25 of the Jacksonville City Charter and the second by Ordinance which is codified in Section 111.760, *Ordinance Code*; and

WHEREAS, while these two trust funds are subject to differing guidelines and requirements, they both serve the fundamental mission of planting and maintaining trees along the public rights-of-way and on public lands within the City, so as to mitigate for the loss or destruction of protected trees and to replace the tree canopy in the City that has been lost through the process of land development; and

WHEREAS, the standards set forth in Article 25 of the Jacksonville City Charter set the minimum standards for the City so as to promote the health, safety and welfare of the current and future residents of Duval County; and Section 656.1204, *Ordinance Code*, reads that all requirements in Article 25 of the Charter of the City of Jacksonville, shall be met in addition to the provisions of Chapter 656, Subpart B, *Ordinance Code*; and

WHEREAS, the amendments herein to Chapter 656, Part B, *Ordinance Code*, do not conflict with Article 25 of the Jacksonville City Charter; now therefore

BE IT ORDAINED by the Council of the City of Jacksonville:

Section 1. Amending Sections 656.1206 (Permit procedure and criteria for tree removal, relocation and replacement of protected trees) and 656.1208 (Enforcement of this Subpart B; violations and penalties; stopping work, correction of violation, settlement and reduction of fines pursuant to Policy criteria; procedures), Subpart B (Tree Protection), Part 12 (Landscape and Tree Protection Regulations), Chapter 656 (Zoning Code), Ordinance Code. Sections 656.1206 (Permit procedure and criteria for tree removal, relocation and replacement of protected trees) and 656.1208 (Enforcement of this Subpart B; violations and penalties; stopping work, correction of violation, settlement and reduction of fines pursuant to Policy criteria; procedures), Subpart B (Tree Protection), Part 12

(Landscape and Tree Protection Regulations), Chapter 656 (Zoning Code), *Ordinance Code*, are hereby amended to read as follows:

CHAPTER 656 - ZONING CODE

*** * ***

PART 12. - LANDSCAPE AND TREE PROTECTION REGULATIONS

*** * ***

SUBPART B. - TREE PROTECTION

*** * ***

Sec. 656.1206. - Permit procedure and criteria for tree removal, relocation and replacement of protected trees.

*** * ***

(g) Protected trees identified for removal on the site clearing or tree removal permit application shall be replaced with new planted trees, unprotected trees or transplanted trees. Protected live oaks (*Quercus virginiana*) removed shall be replaced only with live oaks. The total caliper inches of replacement live oaks shall equal the total caliper inches of protected live oaks removed; for other removed protected trees, the total caliper inches of replacement trees shall equal one-third the total caliper inches removed. A waiver of this replacement requirement may be approved by the Chief if the tree removal was for the purpose of removing dead, diseased, dying or trees of similar condition or for trees whose roots are causing severe damage, as determined in the sole discretion of the Chief, to an adjacent structure. No waiver shall be allowed for the removal of any tree whose continued existence was necessary for compliance with the City's Landscape Code, for receiving credit for conservation mitigation, or for any tree which was planted as part of a mitigation requirement. The total caliper inches for replacement of exceptional specimen trees shall equal the total caliper inches of

1 exceptional specimen trees removed pursuant to Section
2 656.1205(d). When there are more than an average of two
3 exceptional specimen trees per acre removed on a particular
4 site, the required mitigation shall be increased by twice the
5 minimum caliper of all exceptional specimen trees lost in order
6 to compensate for that loss. If multi-trunked trees are used
7 as replacement trees, then the total caliper of the four
8 largest trunks shall equal the replacement caliper. Palms may
9 be used only to replace protected palms removed. Replacement
10 species used shall be approved by the Chief. Additionally, the
11 following provisions shall apply:

12 * * *

- 13 (4) New, preserved nonprotected, or transplanted exceptional
14 specimen trees or live oaks used as replacement for removed
15 exceptional specimen trees or protected live oaks shall be
16 two-inch ~~four-inch~~ caliper or greater.

17 * * *

- 18 (14) If the applicant demonstrates to the satisfaction of the
19 Chief that the site cannot accommodate the total number of
20 required replacement trees as a result of insufficient
21 planting area, the applicant shall provide a monetary
22 contribution to the Tree Protection and Related Expenses
23 Trust Fund. The amount of such contribution shall be
24 determined as follows:

- 25 (i) For each caliper-inch of replacement trees which would
26 otherwise be required, the contribution amount shall
27 equal the lesser of (x) eighty-five dollars or (y) one-
28 half of the median wholesale price, published by North
29 Florida nurseries located within Duval, St. Johns, Clay,
30 Baker and Nassau Counties, for a container grown two-
31 inch caliper Live Oak calculated as of October 1 of the

1 prior calendar year, recalculated annually as described
2 in Section 25.03(c)(ii) of the City Charter.

3 (ii) Thirty days after the combined total of unallocated
4 funds in the Tree Protection and Related Expenses Trust
5 Funds as described in Section 25.04 of the City Charter
6 and Section 111.760, Ordinance Code, is below
7 \$5,000,000, or after September 30, 2030, whichever
8 occurs sooner, the amount of such contribution shall be
9 determined as follows: for each caliper-inch, or
10 fraction thereof, of replacement trees which would
11 otherwise be required, the contribution amount shall
12 equal to the median wholesale price for a container
13 grown two-inch caliper Live Oak, published by North
14 Florida nurseries located within Duval, St. Johns, Clay,
15 Baker and Nassau Counties, calculated as of October 1
16 of the prior calendar year, and thereafter to be
17 recalculated and adjusted annually on October 1. For
18 every two caliper inches, or fraction thereof, of
19 replacement trees which would otherwise be required,
20 the contribution shall be equal to the retail value of
21 a planted two-inch caliper nursery grown shade tree.
22 The retail value shall be calculated by taking the
23 average of the median current wholesale price, published
24 by North Florida nurseries, for a container grown, and
25 a balled and burlapped two-inch caliper live oak,
26 multiplied by two. The retail value shall be
27 recalculated and adjusted annually on October first.

28 * * *

29 **Sec. 656.1208. - Enforcement of this Subpart B; violations and**
30 **penalties; stopping work, correction of violation, settlement and**
31 **reduction of fines pursuant to Policy criteria; procedures.**

1 Removal of trees without a permit, or more trees than permitted,
2 is a violation of this Subpart and shall be corrected.

3 * * *

4 (c) *Correction of violation when DBH inches removed is*
5 *determinable.* A violation of this Subpart, when the DBH inches
6 illegally removed is determinable shall be corrected within 90
7 calendar days from the date of the Notice of Violation. A fine
8 shall be assessed, and the corrective action determined by the
9 Chief of Development Services ("Assessment of Fine and
10 Corrective Action"). Correction of the violation shall
11 include: (1) payment of a fine; and (2) mitigation for the
12 trees removed by planting replacement trees on the site. Fines
13 may be reduced pursuant to subsection (f) (Settlement and
14 Reduction of Fines and Corrective Action for violations when
15 DBH inches removed is determinable, pursuant to Policy
16 criteria), below. Fines are separate from mitigation payments.

17 * * *

18 (2) *Calculation of the Mitigation.*

19 * * *

20 (ii) Prior to planting the Replacement Trees, the property
21 owner shall submit a tree replanting plan to the Chief
22 showing how the damage caused to the site by the
23 violation will be mitigated. The replanting plan
24 shall be subject to the review and approval of the
25 Chief and the trees installed within the time limit
26 stated on the Assessment of Fine and Corrective
27 Action. Replacement Trees shall meet the requirements
28 of Section 656.1206 (Permit procedure and criteria
29 for tree removal, relocation and replacement of
30 protected trees), ~~except that the minimum caliper of~~
31 ~~all Replacement Trees shall be four inches,~~ and the

1 plan shall meet the requirements of Section 656.1217
2 (Landscape and Irrigation system plans required).

3 * * *

4 **Section 3. Codification Instructions.** The Codifier and the
5 Office of General Counsel are authorized to make all chapter and
6 division "tables of contents" consistent with the changes set forth
7 herein. Such editorial changes and any other necessary to make the
8 *Ordinance Code* consistent with the intent of this legislation are
9 approved and directed herein, and changes to the *Ordinance Code* shall
10 be made forthwith and when inconsistencies are discovered.

11 **Section 4. Effective Date.** This Ordinance shall become
12 effective upon signature by the Mayor or upon becoming effective
13 without the Mayor's signature.

14
15 Form Approved:

16
17 /s/ Shannon MacGillis

18 Office of General Counsel

19 Legislation Prepared By: Shannon MacGillis

20 GC-#1669538-v4-Tree_Mitigation_Calc_Code-Charter_Amd_(J_Carlucchi).docx

BUSINESS IMPACT ESTIMATE

Pursuant to Section 166.041(4), F.S., the City is required to prepare a Business Impact Estimate for ordinances that are NOT exempt from this requirement. A list of ordinance exemptions are provided below. Please check all exemption boxes that apply to this ordinance. If an exemption is applicable, a Business Impact Estimate IS NOT required.

- ☐ The proposed ordinance is required for compliance with Federal or State law or regulation;
- ☐ The proposed ordinance relates to the issuance or refinancing of debt;
- ☐ The proposed ordinance relates to the adoption of budgets or budget amendments, including revenue sources necessary to fund the budget;
- ☐ The proposed ordinance is required to implement a contract or an agreement, including, but not limited to, any Federal, State, local, or private grant or other financial assistance accepted by the municipal government;
- ☐ The proposed ordinance is an emergency ordinance;
- ☐ The ordinance relates to procurement; or
- ☐ The proposed ordinance is enacted to implement the following:
 - a. Part II of Chapter 163, Florida Statutes, relating to growth policy, county and municipal planning, and land development regulation, including zoning, development orders, development agreements and development permits;
 - b. Sections 190.005 and 190.046, Florida Statutes, regarding community development districts;
 - c. Section 553.73, Florida Statutes, relating to the Florida Building Code; or
 - d. Section 633.202, Florida Statutes, relating to the Florida Fire Prevention Code.

If none of the boxes above are checked, then a Business Impact Estimate IS REQUIRED to be prepared by the using agency/office/department and submitted in the MBRC filing packet along with the memorandum request, legislative fact sheet, etc. A Business Impact Estimate form can be found at: <https://www.coj.net/departments/finance/budget/mayor-s-budget-review-committee>

Business Impact Estimate

This form must be posted on the City of Jacksonville's website by the time notice of the proposed ordinance is published.

Ordinance 2025-102

AN ORDINANCE CONCERNING LANDSCAPE AND TREE PROTECTION REGULATIONS; AMENDING SECTIONS 656.1206 (PERMIT PROCEDURE AND CRITERIA FOR TREE REMOVAL, RELOCATION AND REPLACEMENT OF PROTECTED TREES) AND 656.1208 (ENFORCEMENT OF THIS SUBPART B; VIOLATIONS AND PENALTIES; STOPPING WORK, CORRECTION OF VIOLATION, SETTLEMENT AND REDUCTION OF FINES PURSUANT TO POLICY CRITERIA; PROCEDURES), SUBPART B (TREE PROTECTION), PART 12 (LANDSCAPE AND TREE PROTECTION REGULATIONS), CHAPTER 656 (ZONING CODE), ORDINANCE CODE, TO ADDRESS CALCULATION OF TREE MITIGATION CONTRIBUTIONS TO THE TREE PROTECTION AND RELATED EXPENSES TRUST FUND AND MINIMUM CALIPER-INCH REQUIREMENTS FOR REPLACEMENT TREES IN KEEPING WITH PROVISIONS OF ARTICLE 25 OF THE CITY CHARTER, AND TO PROVIDE FOR AN AUTOMATIC INCREASE IN CONTRIBUTION CALCULATIONS WHEN THE COMBINED TOTAL OF UNALLOCATED FUNDS WITHIN THE TREE PROTECTION AND RELATED EXPENSES TRUST FUNDS IS BELOW \$5,000,000, OR AFTER SEPTEMBER 30, 2030, WHICHEVER OCCURS SOONER; PROVIDING FOR CODIFICATION INSTRUCTIONS; PROVIDING AN EFFECTIVE DATE.

1. Summary of the proposed ordinance (must include a statement of the public purpose, such as serving the public health, safety, morals, and welfare): This bill serves the public interest by reducing the minimum size of replacement trees required under Sections 656.1206(g)(4) and 656.1208(c)(2)(ii), *Ordinance Code*, from four-inch caliper to two-inch caliper, to mirror the minimum replacement tree as described in the Charter of Jacksonville, Article 25, Section 25.03(b). This bill reduces the amount of tree mitigation fees to be collected pursuant to Section 656.1206(g)(4), *Ordinance Code*, in effect to a flat fee of \$85 per caliper-inch of protected trees removed, a reduction of 55% over present day fees. This change in fee calculation mirrors the current language of the Charter of Jacksonville, Article 25, Section 25.03(c)(ii). This bill contains a clause to cause an automatic increase in tree mitigation contribution calculations upon the total of unallocated funds in the Tree Protection and Related Expenses Trust Funds, as described in Article 25 of the Jacksonville City Charter and in Section 111.760, Ordinance Code, is below \$5,000,000 or after September 30, 2030, whichever occurs sooner, to then read: for each caliper-inch, or fraction thereof, the contribution amount shall equal to the median wholesale price for a container grown two-inch caliper Live Oak, published by North Florida nurseries located within Duval, St. Johns, Clay, Baker and Nassau Counties, calculated as of October 1 of the prior calendar year, and thereafter to recalculated and adjusted annually on October first.

2. An estimate of the direct economic impact of the proposed ordinance on private, for-profit businesses in the City of Jacksonville, if any: N/A
(a) An estimate of direct compliance costs that businesses may reasonably incur;
(b) Any new charge or fee imposed by the proposed ordinance or for which businesses will be financially responsible; and
(c) An estimate of the City of Jacksonville's regulatory costs, including estimated revenues from any new charges or fees to cover such costs.

3. Good faith estimate of the number of businesses likely to be impacted by the proposed ordinance: Although the precise number of potential businesses likely to be impacted by the proposed ordinance is not readily predictable, records demonstrate that over the most recent previous three years 862 distinctly different entities have been subject to paying tree mitigation assessments (with an annual average of 287 entities per year).

4. Additional information the governing body deems useful (if any): N/A

Jacksonville Tree Commission

Minutes

Wednesday February 19, 2025, - 9:30 AM

Via Zoom Platform & In Person

[Recording of Meeting can be obtained by sending request to
Joe Rainey [jrainey@coj.net]

For approval March 19, 2025

Commissioners:

Curtis L. Hart, Chair (Council Appointee; 2021-0033-A)
Susan Fraser (Council Appointee; 2022-0063-A)
Vacant (Mayor Appointee; 2023-0696-A)
William Burke (Mayor Appointee; 2023-0695-A)
Alden Howell (Council Appointee; 2024-0388-A)
Chris Miller Council Liaison

Advisors:

Jonathan Colburn - Urban Forestry Manager
Justin Gearhart - City Arborist
Shannon MacGillis - Office of General Counsel
Jose Regueiro - Accounting

Staff: Joe Rainey

1. Call to Order

Conducted by Chair

2. Roll Call and Verification of Quorum

Conducted by Chair, Commissioners present:

Curtis Hart, Chair
Susan Fraser
William Burke
Chris Miller

Quorum present (4, in person): yes

3. Call for Public Speakers (online & card):

Action Items:

1. Prior Meeting Minutes.

Issue: The minutes from January 15, 2024, APPROVED

Motion: Approve, as presented.

Moved by: Susan Fraser

Second: William Burke

Vote: September minutes approved, unanimous.

2. Level 2 Project Proposal(s):

i. Jacksonville Zoo- Justin Gearhart

Received a request for planting at Jacksonville zoo, adding new path connecting their boat ramp to the zoo. The zoo is public property, owned by City of Jacksonville. They're requesting sixty four trees. Seventeen Bald Cypress, nineteen Live Oak, five Southern Red Cedar, thirteen Little Gems, and ten Cabbage Palms.

\$141,164.00

Motion: Approve, as presented.

Moved by: Susan Fraser

Second: William Burke

Vote: Jacksonville Zoo approved, unanimous

ii. Five Points - Justin Gearhart

Request to remove and replace Palm Trees in 5-Points, retain the Crepe Myrtles and relandscape the beds. 13 Eagleston Holly and Winged Elm.

\$35,226.79

Motion: Approve, as presented.

Moved by: Susan Fraser

Second: William Burke

Vote: Five Points approved, unanimous

Actions: Correct Check list

iii. Amelia View Phase 3 - Justin Gearhart

A tree planting project has been requested for planting in the community of Amelia View off of Starratt road. This project includes the planting of 22 total trees, with no tree removals necessary. One Japanese Blueberry, two Live Oak, 11 Southern Red Cedar, eight Red Maple.

\$44,630.60

Motion: Approve, as presented.

Moved by: William Burke

Second: Chris Miller

Vote: Amelia View approved, unanimous

3. Financial Report: Jose Regueiro:

a. Combined revenues: Combined Revenues for Fiscal YTD are \$2.15M compared to \$1.43K Jan-24. An increase of \$7.23K year-on-year. Combined Expenses for Fiscal YTD are \$1.15M compared to \$2.461 Mon Jan-24. A decrease of \$1.31M year-on-year. Combined Revenues for Jan-25 were \$323.4K compared to \$494.1 K for Jan-24, a decrease of \$170.7K. Meanwhile, expenses were \$381.1K and \$640.3K on Jan-25 and Jan-24, respectively. Total unallocated funds were \$22.38M for Jan-25.

b. Fund Status: Justin Gearhart: Total funds not appropriated \$31.86M. Remaining in the three pools in public works \$1.78M. For 630-City \$2.09M. For level 2 \$4.1M and Level 3 \$2.3M.

Total obligated funds \$3.475M as of January, 2025

(See Details on PGs 25-47 of January Agenda)

4. Status of Level 2: Justin Gerhart: No update from year end

Hanna Park is off warranty. Merrill Road and Murray Hill and Gonzalez Park installs complete. They're now on warranty. Sheffield Park and Westside Park is off warranty.

No Motion/ No Vote.

5. Parks Department Project Update: Maxwell Park is complete Black Hammock Island Park is complete, Touchton park is about ninety percent complete. Rockridge also, probably around ninety percent. Brackridge also, probably around ninety percent. Glynlia is in progress, fifty percent right now. Julington, Durban, Walter Anderson, Genovar, Greenland, Palmetto Leaves are upcoming to be scheduled.

No Motion/ No Vote.

(See Details on PGs 48-51 of February Agenda)

6. UFMP Update: Valerie Feinberg: UFMP has engaged the services of consultant Davie Resource Group (a division of Davey Tree Expert Company), Representatives came to introduce themselves and answer questions.

CONCERNS: Questions regarding scope (City owned property vs entirety of county and best practices), communications of developments with tree Commission and details of Master Plan. Request for greater details of scope of work and end goals.

No Motion/ No Vote.

7. New Business

Hart: Silva Cell tour at RiversEdge. Discussion regarding install details and tour. No representation to provide details for scheduled visit. Trail infrastructure is complete. Calander has problems and visits will need to be scheduled with Jill Enz directly.

Ordinance 2025-102: Discussion of initial ordinance details, the ordinance is still in committees being modified and approved and are subject to change as advisement is provided. Suggested assessment be made of impact to tree commission should ordinance be past. Details of possible changes to tree fund application in tree size, type and density.

No Motion/ No Vote.

(See Details on PGs 52-60 of January Agenda)

END OF MEETING 10:20123e AM

ATTACHMENT 1

Approved

Approved