

Jacksonville Tree Commission

Wednesday August 20, 2025, 9:30 AM
Ed Ball Building, 10th Floor, Conference Room 5
and Zoom Webinar

Commissioners: Curtis Hart, Chair
Susan Fraser
Raul Arias
Nina Sickler
William Burke, Vice Chair
Alden Howell

Advisors: Jonathan Colburn
Shannon MacGillis
Jose Regueiro
Justin Gearhart

Staff: Joe Rainey

AGENDA

Order of Agenda is Subject to Change

- 1. Call to Order - Chair**
- 2. Roll Call and Verification of Quorum – Chair**
- 3. Submittal of Speaker’s Cards – Chair**
 - a) A raised hand icon will be acknowledged by the Chair.
 - b) For those attending in person, paper speakers’ cards will be available.
- 4. Public Comment:**
- 5. Action Items:**
 - a) Approval of Minutes: July 16th, 2025 Meeting
 - b) Financial Report for Ordinance Tree Fund (15304), Charter Tree Fund (15305) and BJP (Attachment D) – Jose Regueiro
 - c) Fund Status of 630-CITY, Remove & Replace and Level 2 Programs (Attachment E) – Justin Gearhart
 - d) Level 3 Project Proposal: NONE

e) Level 2 Project Proposal

i. SPAR 2025 Project Canopy Level II– Jonathan Colburn

6. Reports:

a) Status of Level 2 Tree Projects (Attachment F) – Justin Gearhart

b) Parks Department Project Update – Kathleen McGovern/Jill Enz

c) UFMP Update/Tree Commission Urban Forest Management Plan --Valerie Feinberg

d) Task Force Update: Request for extension of time approved

7. New Business:

8. Old Business:

Fiscal 2024 Financial report details

9. Adjournment – Next meeting September 17th, 2025, 9:30am-11:30am as a Hybrid/Webinar meeting in Ed Ball Building, 10th Floor, Public Works Office, conference room 5.

Jacksonville Tree Commission

Minutes

Wednesday July 16, 2025, 9:40 AM- 11:21 AM

Via Zoom Platform & In Person

*Recording of Meeting can be obtained by sending requests to
Joe Rainey [jrainey@coj.net]

For approval August 20th, 2025

Commissioners:

Curtis L. Hart, Chair (Council Appointee; 2021-0033-A)
William Burke Vice Chair (Mayor Appointee; 2023-0695-A)
Susan Fraser (Council Appointee; 2022-0063-A)
Vacant (Mayor Appointee; 2023-0696-A)
Alden Howell (Council Appointee; 2024-0388-A)
Raul Arias, Council Liaison
Nina Sickler, Director of Public Works

Advisors:

Justin Gearhart - City Arborist
Shannon MacGillis - Office of General Counsel
Jose Regueiro - Accounting

Staff: Joe Rainey

1. Call to Order

Conducted by Chair

2. Roll Call and Verification of Quorum

Conducted by Vice Chair, Commissioners present:

William Burke
Susan Fraser
Raul Arias (delayed)
Nina Sickler

Quorum present (4, in person): No (meeting paused from
10:06 until Council Member Arias Arrived 10:19am)

3. Call for Public Speakers (online & card):

a) John Nooney - (Public Speaker) Expressed his concerns regarding his trespass citation on Jacksonville University property (seeking pardon), and river access. Introduced minute details from Northeast Florida Regional Council 7. Continues to lobby for the purchase of his property by Potsburg Creek.

Action Items:

*Tabled until the arrival of Commissioner Arias 10:19am
(quorum).

4. Prior Meeting Minutes.

Issue: Minutes from June 28 Meeting to be approved.

Motion: Approve, as modified by Fraser.

Moved by: Nina Sickler

Second: Susan Fraser

Vote: approved as modified, unanimous.

5. Financial Report for Ordinance Tree Fund (15304), Charter Tree Fund (15305) and BJP (Attachment D) - Jose Regueiro

Combined revenues: Combined Revenues for Fiscal YTD are \$6.06M compared to \$4.35M June -24. An increase of \$1.71M year-on-year. Combined Expenses for Fiscal YTD are \$2.65M compared to \$4.82M on June -24. A decrease of \$2.14M year-on-year.

Combined Revenues for June -25 were \$525.7K compared to \$339.1K for June -24, an increase of \$186.6K.

Meanwhile, expenses were \$254.9K and \$821.4K on June -25 and June -24, respectively. Total unallocated funds were \$24.4M for June -25.

6. Fund Status of 630-CITY, Remove & Replace and Level 2 Programs (Attachment E) - Justin Gearhart

Total funds not appropriated at \$33.94M. Remaining in the three pools in public works \$984K (630-City \$2.11M; Level 2 \$2.52M; and Level 3 \$2.36M).

Total obligated funds \$3.36M as of May, 2025.

7. Level 3 Project Proposals: NONE

8. Out of Order Discussion: Alexandria Park Centennial Tree:

Daryl Joseph clarifies questions of cost and parks addons included in originally proposed that increase pricing from vender estimate. "This is a unique request, so that is why the dollar amount is so high" Discusses and answers questions regarding details of estimate and concerns. Commission members question process, addon breakdown, was bid put out, and what issues are holding this up. **Grandin:** has concerns this large dollar amount for an individual tree may open the city up to litigation. New bid should be amended to encompass all current items with in the \$75,000.

Vote tabled until Council Member Arias arrives.

Council Member Arias Arrived 10:28

Motion: Approve, as amended \$75,000

Moved by: Nina Sickler

Second: Raul Arias

Vote: approved as presented, unanimous for \$75,000

***OUT of ORDER: UFMP Update**

Side discussion: Contingencies/buffer processes on projects.

Meeting paused 10:06am-10:19am.

9. Level 2 Project Proposals:

i. Panda Street and Cougar Rd. - Justin Gearheart

A tree planting project has been requested for planting in the median of Panda Street and

Cougar Road. This project will take place in City Council District 12 and includes the planting of

a variety of trees that will serve as an aesthetic improvement and a heat reduction purpose.

Action item: Correct crepe myrtle to sweet gum.

Motion: Approve, as amended for \$16,775.10

Moved by: Nina Sickler

Second: Raul Arias

Vote: approved as presented, unanimous for \$16,775.10

ii. Neptune Beach Phase 2 - Justin Gearhart

A tree planting project has been requested for planting in Cleary Park Drive in Neptune Beach. This project will take place in City Council District 13 and includes the planting of a variety of trees that will serve as an aesthetic improvement and a heat reduction purpose. **Arias:** How do we know this is something the citizens want and have asked for? **Moore:** This project was started by a Neptune beach council member a couple of years ago. There has been positive resident and council feedback on the project.

Motion: Approve, as presented for \$35,492.58
Moved by: Nina Sickler
Second: Raul Arias

Vote: approved as presented, unanimous for \$35,492.58

iii. Edgewood avenue - Justin Gearhart

Fraser: Questioned how and what type of tree could be installed.

Gearhart: The trees selected to best fit the unusual specifics of location. **McDaniel:** The unusual limitations are required by DOT specifications for large trucks.

Process Inquiry: Arias: Are these projects being provided to the CPACs? Discussion and clarification of how tree plantings are requested, selected and fulfilled. Notification versus approval is suggested. Timeframe is a significant consideration. **Grandin:** has concerns that the areas to be planted may have limestone hardpan to plant in and would soil mediation be required?

Zaffroni: A soil assessment can be done at \$125 yd for removal as needed. **Burke:** Amend to approve with \$5000 for soil amendment to include photos.

Motion: Approve, as amended for \$ 22,665.25.
Moved by: Susan Fraser
Second: Raul Arias

Vote: approved as presented, unanimous for \$ 22,665.25.

10. Status of Level 2 Projects:

Glorianne Dr- Install Complete

Jacksonville Zoo- Install Complete

Pearl Street- Install Complete

Amelia View Phase 3-Install Complete

Warrington Park- Passed MBRC/Scheduling

Riverfront Park- Passed MBRC/Scheduling

ACPS Dog Park- Passed MBRC/Scheduling

Beachwood Blvd- Passed MBRC/Scheduling

11. Parks Department Project Update:

Breaking ground on Riverfront Park

Upcoming ACPS, North Shore and Richardson Rd.

McGirt's Creek Restoration is in progress, Details to be added to next tree commission update.

Sickler: Inquires regarding the 100-tree challenge progressing?

Gearhart Estimates progress at having at least 100 trees per district, but the trees are still being planted

12. OUT of ORDER: UFMP Update, Valerie Feinberg: Data sets are still being reviewed. Announced that UFMP will moving forward be represented with tree commission by Jenny Hinton. Fraser: Invites UFMP to present progress and findings at the sept. tree commission meeting.

13. Old Business:

14. New Business:

END OF MEETING 11:27 AM

ATTACHMENT 1+

DRAFT

City of Jacksonville

Tree Commission

Financial Highlights

July 31, 2025

1. Combined Revenues for Fiscal YTD are \$6.70M compared to \$5.03M Jul-24. An increase of \$1.67M year-on-year.
2. Combined Expenses for Fiscal YTD are \$2.80M compared to \$5.16M on Jul-24. A decrease of \$2.36M year-on-year.
3. Combined Revenues for Jul-25 were \$639.4K compared to \$679K for Jul-24, a decrease of \$39.5K. Meanwhile, expenses were \$150.8K and \$333.6K on Jul-25 and Jul-24, respectively.
4. Total unallocated funds were \$25M for Jul-25.

AVAILABLE FOR APPROPRIATION (a)

15304 (15F)	Ordinance	\$ 16,825,675.78
15305 (15N)	Charter	\$ 8,924,270.60
		<u>\$ 25,749,946.38</u>

FY24 Revenues:		15304 (15F)	15305 (15N)
July	\$	575,491.91	\$ 124,329.19
August	\$	473,477.12	\$ 259,575.22
September	\$	859,003.34	\$ 128,993.97

FY25 Revenues:			
October	\$	478,603.00	\$ 89,080.00
November	\$	574,360.12	\$ 71,839.60
December	\$	496,845.39	\$ 114,108.17
January	\$	257,231.09	\$ 66,201.11
February	\$	559,517.00	\$ 71,469.06
March	\$	900,099.82	\$ 103,254.18
April	\$	1,115,970.47	\$ 167,494.98
May	\$	489,592.53	\$ 76,069.17
June	\$	480,233.11	\$ 266,136.46
July	\$	473,481.59	\$ 83,349.17

FY24 Expenses:		15304 (15F)	15305 (15N)
July	\$	389,709.43	\$ -
August	\$	360,522.52	\$ -
September	\$	360,843.20	\$ -

FY25 Expenses:			
October	\$	30,938.21	\$ -
November	\$	279,657.16	\$ 98,945.17
December	\$	357,285.21	\$ -
January	\$	283,809.67	\$ 5,509.26
February	\$	684,299.22	\$ -
March	\$	183,691.45	\$ 82,900.00
April	\$	399,875.13	\$ 31,166.37
May	\$	239,722.55	\$ 34,609.68
June	\$	95,727.08	\$ 88,908.03
July	\$	110,611.53	\$ 59,329.59

		15304 (15F)	15305 (15N)
Funds Available (b)	\$	7,958,921.85	\$ 1,870,605.69
Obligations (c)	\$	4,299,337.45	\$ 351,719.96

THE BIG 4

Title	Obligations	Funds Available
Level 2 Tree Planting Program - Fund 15304 (d)	\$ 2,385,099.82	\$ 1,217,383.45
Level 2 Tree Planting Program - Fund 15305 (d)	\$ 198,242.64	\$ 1,060,758.64
Level 3 Tree Planting Program - Fund 15304 (d)	\$ 1,211,246.21	\$ 2,466,402.39
Remove/Replace - Fund 15304 (e)	\$ 515,481.83	\$ 2,111,934.23
Remove/Replace - Fund 35101 (e)	\$ 433,918.66	\$ -
Remove/Replace - Fund 15305 (e)	\$ 153,477.32	\$ 809,847.05
630-CITY Tree Planting Program - Fund 15304 (e)	\$ 167,991.04	\$ 2,013,436.02

Prepared 8/8/25 LD

The City of Jacksonville has two separate laws that provide protection for certain trees and require mitigation for damage or removal of certain trees caused by the process of land development. Mitigation is required either through planting or replanting of a calculated amount of mitigation trees or through making a specified payment into the Tree Protection and Related Expenses Trust Fund codified by Sec. 111.760, Ordinance Code. These laws are Article 25 of the Charter of the City of Jacksonville and Chapter 656, Part 12, Subparts A & B of the Ordinance Code. Each provision has specific criteria for what is characterized as a "protected tree" and thus would require replacing through the development process of a site, or if a replacement is not made, how the "mitigation fee" is calculated for removal of trees without replacement. The mitigation fee that is paid by developers who are unable to replace the trees destroyed during construction, as required by both provisions, is placed in the Tree Protection and Related Expenses Trust Fund. Moreover, funds received from application of the Charter are held in Fund 15305 and funds received from application of the Ordinance Code are held in the Fund 15304.

Since 2017**15F Remove and Replace**

15304 Ordinance Funds Available for Appropriation: As of 08/01/2025 there is \$16,050,917.59

Appropriated	Date	Project	Purchase Order Amount	Date	Remainder	Status
\$300,000.00	Nov-18					
\$2,000,000.00	Nov-19					
\$2,000,000.00	Apr-21					
\$4,000,000.00	Dec-22					
		Parks Replacement (FY24)	\$500,000.00	11/27/2023	\$61,591.00	Open
		Baymeadows R&R	\$169,819.05	12/21/2023	\$25,472.86	Open
		Round 20	\$63,000.00	1/19/2024	\$6,300.00	Open
		Old Saint Augustine R&R	\$55,877.46	2/14/2024	\$5,587.75	Open
		Round 22	\$27,425.81	3/6/2024	\$5,485.16	Open
		Fort Caroline R&R	\$185,252.23	3/28/2024	\$27,787.84	Open
		2024-03	\$90,400.00	5/2/2024	\$18,080.00	Open
		Greenland Road R&R	\$101,044.45	5/8/2024	\$15,156.67	Open
		2024-04	\$108,600.00	5/14/2024	\$21,720.00	Open
		Parks Remove and Replace (FY 25 Removals)	\$100,000.00	3/5/2025	\$100,000.00	Open
		Parks Remove and Replace (FY 25 Replacements)	\$100,000.00	4/4/2025	\$65,680.00	Open
		Remove and Replace Old Saint Augustine @ I-95	\$42,341.33	4/9/2025	\$8,468.27	Open
		Remove and Replace GolfAir JSEB Office	\$4,414.50	4/9/2025	\$882.90	Open
		University and Merrill Remove and Replace	\$7,163.92	4/18/2025	\$1,432.78	Open
\$8,300,000.00	Total	Total	\$8,885,357.11	Total	\$363,645.23	
				Available for 15F Remove and Replace Allocation	\$2,203,281.91	

Definitions of Terms**Available for Appropriation-** Requires City Council Approval**Allocated-** Already been approved by City Council/Tree Commission and MBRC approved funds**Obligation-** Funds have been assigned to a project and a purchase order has been issued

Green fill indicates amount available in pool of money

Orange Fill indicated total money for column

Since 2017

15N Remove and Replace

15305 Charter Funds Available for Appropriation: As of 08/01/2025 there is \$8,890,600.43

Appropriate	Date	Project	Purchase Order Amount	Date	Remainder	Status
\$1,000,000.00	Jun-24					
		Gator Bowl R&R	\$6,886.58	10/28/2024	\$1,377.32	Open
		R&R 2025-01	\$82,900.00	4/11/2025	\$82,900.00	Open
		R&R 2025-02	\$69,200.00	5/5/2025	\$69,200.00	Open
\$1,000,000.00	Total	Total	\$190,152.95	Total	\$153,477.32	
				Available for 15N Remove and Replace Allocation	\$809,847.05	

Definitions of Terms

Available for Appropriation- Requires City Council Approval

Allocated- Already been approved by City Council/Tree Commission and MBRC approved funds

Obligation- Funds have been assigned to a project and a purchase order has been issued

Green fill indicates amount available in pool of money

Orange Fill indicated total money for column

Since 2017

BJP Remove and Replace

Better Jacksonville Plan- Tree Mitigation Dollars available for Appropriation: As of 08/01/2025 there is \$0

Appropriated	Date	Project	Purchase Order Amount	Date	Remainder	Status
\$1,717,826.00	Jun-24					
		Courthouse R&R	\$2,295.54	8/9/2024	345.84	Open
		Main Street R&R	\$369,995.86	8/9/2024	\$55,499.38	Open
		Shindler and Rampart R&R	\$74,564.42	11/15/2024	\$11,184.66	Open
		Parks Remove and Replace Removals	\$334,457.97	12/3/2024	\$28,662.50	Open
		PWML Remove and Replace Removals	\$400,000.00	12/3/2024	\$238,111.83	Open
		Monument and Cobblestone R&R	\$173,283.67	1/9/2025	\$34,656.73	Open
		Southeast Regional Library	\$57,231.54	1/17/2025	\$11,446.31	Open
		Hodges Blvd R&R	\$112,120.86	2/11/2025	\$28,657.45	Open
		1st St R&R	\$102,509.54	2/27/2025	\$20,501.91	Open
		City Hall Remove and Replace	\$91,366.60	2/28/2025	\$19,466.12	Open
\$1,717,826.00	Total	Total	\$1,717,826.00	Total	\$448,532.73	
				Available for BJP Remove and Replace Allocation	\$0.00	

Definitions of Terms

Available for Appropriation- Requires City Council Approval

Allocated- Already been approved by City Council/Tree Commission and MBRC approved funds

Obligation- Funds have been assigned to a project and a purchase order has been issued

Green fill indicates amount available in pool of money

Orange Fill indicated total money for column

Since 2017**630-City**

15304 Ordinance Funds Available for Appropriation: As of 08/01/2025 there is \$16,050,917.59

Appropriated	Date	Project	Purchase Order Amount	Date	Remainder	Status
\$200,000.00	Nov-18					
\$1,600,000.00	Aug-19					
\$2,000,000.00	Jan-25					
\$2,000,000.00	Jan-20					
\$2,000,000.00	Dec-22					
		630-City Round 22	\$126,345.60	6/28/2024	\$25,269.12	Open
		630-City Round 23	\$100,258.80	11/22/2024	\$20,051.76	Open
		630-City Round 24	\$30,210.00	2/7/2025	\$6,042.00	Open
		630-City Round 25	\$101,800.00	6/12/2025	\$101,800.00	Open
\$7,800,000.00	Total	Total	\$4,841,078.02	Total	\$153,162.88	
				Available for 630-City Allocation	\$2,013,436.02	

Definitions of Terms**Available for Appropriation-** Requires City Council Approval**Allocated-** Already been approved by City Council/Tree Commission and MBRC approved funds**Obligation-** Funds have been assigned to a project and a purchase order has been issued

Green fill indicates amount available in pool of money

Orange Fill indicated total money for column

Since 2017

15F Level 2

15304 Ordinance Funds Available for Appropriation: As of 08/01/2025 there is \$16,050,917.59

Appropriated	Date	Project	Allocation	Date	Purchase Order Amount	Date	Remainder	Status
\$1,000,000.00	Feb-19							
\$2,000,000.00	Jan-20							
\$2,000,000.00	Jan-21							
\$2,000,000.00	Aug-21							
\$8,000,000.00	Jun-22							
		Park Street Rd Diet	\$399,526.00	6/16/2021	\$399,526.00	8/24/2021	\$399,526.00	On Hold
		Saint Johns Bluff Rd	\$388,238.50	7/20/2022	\$388,238.50	8/29/2022	\$38,823.84	Open
		GoldStar Phase 2	\$2,300,000.00	12/21/2022	\$1,143,500.00	7/14/2023	\$171,225.00	Open
		Fort Caroline Rd Pond	\$61,479.00	2/15/2023	\$61,479.00	3/21/2023	\$3,073.95	Open
		Kernan BLVD N	\$591,059.00	2/15/2023	\$591,059.00	3/23/2023	\$29,552.95	Open
		Price Park	\$27,216.00	4/19/2023	\$27,216.00	5/11/2023	\$1,360.80	Open
		Amelia View Phase 2	\$62,370.00	4/19/2023	\$62,370.00	5/11/2023	\$3,118.50	Open
		Gator Bowl	\$41,185.00	7/19/2023	\$41,185.00	8/10/2023	\$2,059.25	Open
		7th Street E	\$88,355.00	8/16/2023	\$88,355.00	9/14/2023	\$4,417.75	Open
		District 7 and 10 Corridors	\$75,451.50	9/20/2023	\$75,451.50	11/1/2023	\$7,545.14	Open
		Hodges Blvd	\$137,667.34	10/18/2023	\$137,667.34	12/14/2023	\$13,766.73	Open
		Lift Ev'ry Voice and Sing Park	\$223,335.00	11/15/2023	\$223,335.00	1/10/2024	\$44,667.00	Open
		Parks Senior and Community Centers	\$172,450.00	1/17/2024	\$172,450.00	4/2/2024	\$34,510.00	Open
		Southern S-Line Enhancement	\$131,600.00	1/17/2024	\$131,600.00	4/2/2024	\$26,320.00	Open
		McGirts Creek Preserve Restoration (Planting)	\$182,750.00	1/17/2024	\$182,750.00	4/2/2024	\$182,750.00	Open
		McGirts Creek Preserve Restoration (Consulting)	\$82,250.00	1/17/2024	\$82,250.00	8/23/2024	\$56,066.09	Open
		Various Parks	\$136,800.00	4/17/2024	\$136,800.00	5/29/2024	\$54,720.00	Open
		Alden Road	\$76,282.56	6/28/2024	\$76,282.56	7/11/2024	\$11,442.38	Open
		JTA Bus Stops Phase 1	\$34,533.86	7/17/2024	\$34,533.86	9/10/2024	\$6,906.77	Open
		State Street Plan	\$298,769.36	9/18/2024	\$298,769.36	10/31/2024	\$179,056.52	Open
		Gonzales Park	\$106,397.74	11/20/2024	\$106,397.74	12/16/2024	\$21,279.55	Open
		Murray Hill	\$33,119.53	11/20/2024	\$33,119.53	12/13/2024	\$4,967.93	Open
		Merrill Road	\$7,998.33	11/20/2024	\$7,998.33	12/13/2024	\$1,199.75	Open
		Walter Anderson Park	\$10,700.00	11/20/2024	\$10,700.00	1/13/2025	\$4,280.00	Open
		Touchton Road Park	\$85,400.00	11/20/2024	\$85,400.00	1/13/2025	\$34,160.00	Open
		Maxville Park	\$219,325.00	11/20/2024	\$219,325.00	1/13/2025	\$87,730.00	Open
		Julington Durbin Preserve	\$52,950.00	11/20/2024	\$52,950.00	1/13/2025	\$18,160.00	Open
		Greenland Park	\$86,475.00	11/20/2024	\$86,475.00	1/13/2025	\$34,590.00	Open
		Glynlea Park	\$81,000.00	11/20/2024	\$81,000.00	1/13/2025	\$32,400.00	Open
		Genovar Park	\$56,900.00	11/20/2024	\$56,900.00	1/13/2025	\$5,690.00	Open
		Black Hammock Island Park	\$94,150.00	11/20/2024	\$94,150.00	1/13/2025	\$37,660.00	Open
		Backridge Park	\$51,575.00	11/20/2024	\$51,575.00	1/13/2025	\$20,630.00	Open
		Atlantic Blvd	\$45,379.20	12/18/2024	\$45,379.20	1/31/2025	\$9,075.84	Open
		Palmetto Leaves Park	\$152,650.00	12/18/2024	\$152,650.00	2/11/2025	\$6,106.00	Open
		Five Points	\$35,226.79	2/19/2025	\$35,226.79	4/4/2025	\$35,226.79	Open
		Jacksonville Zoo Level 2	\$52,255.97	2/19/2025	\$52,255.97	4/4/2025	\$28,232.80	Open
		Amelia View Phase 3	\$1,986.53	2/19/2025	\$1,986.53	4/4/2025	\$0.00	Closed
		Pearl St	\$38,872.69	3/19/2025	\$38,872.69	4/23/2025	\$10,423.24	Open
		Neptune Beach Phase 1	\$46,970.28	3/19/2025	\$46,970.28	4/23/2025	\$46,970.28	Open
		Windy Hills Park	\$55,205.00	3/19/2025	\$55,205.00	5/7/2025	\$55,205.00	Open
		Terrace Park	\$30,620.00	3/19/2025	\$30,620.00	5/7/2025	\$30,620.00	Open
		Riverview Park	\$49,475.00	3/19/2025	\$49,475.00	5/7/2025	\$49,475.00	Open
		Oceanway Park	\$51,000.00	3/19/2025	\$51,000.00	5/7/2025	\$51,000.00	Open
		District 10 Parks	\$135,915.00	3/19/2025	\$135,915.00	5/7/2025	\$135,915.00	Open
		Beaver Dam Road	\$56,329.02	4/30/2025	\$56,329.02	5/30/2025	\$56,329.02	Open
		Glorianne Drive	\$11,036.25	4/30/2025	\$11,036.25	5/30/2025	\$2,207.24	Open

15F Level 2

15304 Ordinance Funds Available for Appropriation: As of 08/01/2025 there is \$16,050,917.59

Appropriated	Date	Project	Allocation	Date	Purchase Order Amount	Date	Remainder	Status
		ACPS Dog Park	\$14,560.00	5/21/2025	\$14,560.00	6/25/2025	\$14,560.00	Open
		Warrington Park	\$15,050.00	5/21/2025	\$15,050.00	6/27/2025	\$15,050.00	Open
		Riverfront Park	\$58,437.50	5/21/2025	\$58,437.50	6/26/2025	\$58,437.50	Open
		Beachwood Blvd	\$26,928.45	5/21/2025	\$26,928.45	7/10/2025	\$26,928.45	Open
\$15,000,000.00	Total	Total	\$15,538,178.17	Total	\$13,241,036.86	Total	\$2,311,582.46	
						Available for 15F Level 2 Allocation	\$1,217,383.45	

Definitions of Terms

Available for Appropriation- Requires City Council Approval

Allocated- Already been approved by City Council/Tree Commission and MBRC approved funds

Encumbered- Funds have been assigned to a project and a purchase order has been issued

Green fill indicates amount available in pool of money

Orange Fill indicated total money for column

Since 2017

15N Level 2

15305 Charter Funds Available for Appropriation: As of 08/01/2025 there is \$8,890,600.43

Appropriated	Date	Project	Allocation	Date	Purchase Order Amount	Date	Remainder	Status
\$1,500,000.00	Jun-24							
		Gate Parkway	\$123,681.46	7/17/2024	\$123,681.46	10/24/2024	\$18,552.22	Open
		Amelia View Phase 3	\$42,644.07	2/19/2025	\$42,644.07	4/4/2025	\$8,926.12	Open
		Jacksonville Zoo Level 2	\$88,908.03	2/19/2025	\$88,908.03	4/4/2025	\$0.00	Open
		Pearl Street Level 2	\$13,243.50	3/19/2025	\$13,243.50	4/23/2025	\$0.00	Closed
		Neptune Beach Phase 1	\$7,416.13	3/19/2025	\$7,416.13	4/23/2025	\$7,416.13	Open
		Beaver Dam Road	\$34,609.68	4/30/2025	\$34,609.68	6/2/2025	\$34,609.68	Open
		ACPS Dog Park	\$19,850.00	5/21/2025	\$19,850.00	6/26/2025	\$19,850.00	Open
		Warrington Park	\$75,250.00	5/21/2025	\$75,250.00	6/27/2025	\$75,250.00	Open
		Beachwood Blvd	\$33,638.49	5/21/2025	\$33,638.49	7/10/2025	\$33,638.49	Open
\$1,500,000.00	Total	Total	8/7/3102	Total	\$439,241.36	Total	\$198,242.64	
						Available for 15N Level 2 Allocation	\$1,060,758.64	

Definitions of Terms

- Available for Appropriation-** Requires City Council Approval
- Allocated-** Already been approved by City Council/Tree Commission and MBRC approved funds
- Encumbered-** Funds have been assigned to a project and a purchase order has been issued
- Green fill indicates amount available in pool of money
- Orange Fill indicated total money for column

Since 2017

Level 3

15304 Ordinance Funds Available for Appropriation: As of 08/01/2025 there is \$16,050,917.59

Appropriated	Date	Project	Allocation	Date	Purchase Order Amount	Remainder	Status
\$1,000,000.00	May-20						
\$1,000,000.00	Dec-22						
\$2,000,000.00	Jun-24						
		RiversEdge	\$1,211,246.21	3/20/2024	\$1,211,246.21	\$1,211,246.21	Open
\$4,000,000.00	Total	Total	\$1,662,035.56	Total	\$1,661,995.56	\$1,211,246.21	
						\$2,466,402.39	

Definitions of Terms

Available for Appropriation - Requires City Council Approval

Allocated - Already been approved by City Council/Tree Commission and MBRC approved funds

Obligation - Funds have been assigned to a project and a purchase order has been issued

Green fill indicates amount available in pool of money

Orange Fill indicated total money for column

Jacksonville Tree Commission

Available Funds Summary (as of August, 2025)

	July-25	August-25
15F Ordinance Funds Available for Council Appropriation (a)	\$15,575,508.16	\$16,050,917.59
Allocated for Remove and Replace to Public Works (b)	\$3,078,620.10	\$3,013,128.96
Allocated for 630-City to Public Works (c)	\$2,013,436.02	\$2,013,436.02
Available for Level 2 Allocation by Tree Commission (d)	\$2,340,709.03	\$2,278,142.09
Available for Level 3 Allocation by Tree Commission (e)	\$2,360,674.24	\$2,466,402.39
Total Allocated to PW for 630-City and Remove & Replace (b) + (c)	\$5,092,056.12	\$5,026,564.98
Total Available for Allocation by Tree Commission (d) + (e)	\$4,701,383.27	\$4,744,544.48
15N Charter Funds Available for Council Appropriation (f)	\$8,810,306.97	\$8,890,600.43
BJP Tree Mitigation Dollars available for Council Appropriation (g)	\$0.00	\$0.00
Total Avail for Appropriation by Council (a) + (f) + (g)	\$24,385,815.13	\$24,941,518.02
Total Avail for Allocation by Tree Commission (d) + (e)	\$4,701,383.27	\$4,744,544.48
Total Funds Not Obligated	\$34,179,254.52	\$34,712,627.48

Encumbered Funds Summary (as of August, 2025)

	Jul-25	Jul-25
<i>Obligated Level 2 Proj Funds</i>	\$2,538,771.04	\$2,509,825.10
<i>Obligated Level 3 Proj Funds</i>	\$1,316,974.36	\$1,211,246.21
Total Funds Obligated	\$3,855,745.40	\$3,721,071.31



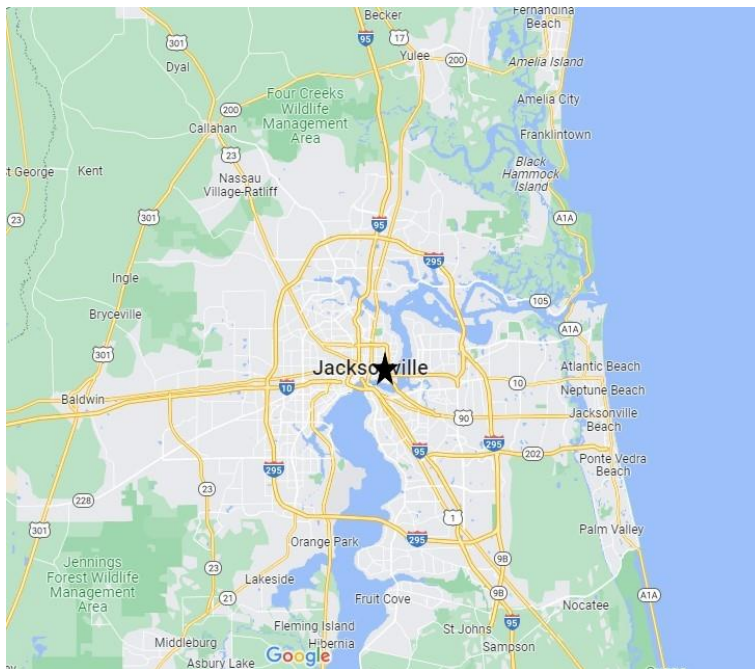
SPAR 2025 Project Canopy Level II

Scope of Work

Description:

A tree planting project has been requested for planting in the Right of Ways in the Springfield Preservation and Revitalization district. This project will take place in City Council District 7 and includes the planting of a variety of trees that will enhance walkability and the aesthetic character of the district. It will reduce the heat island effect, and will filter and slow down stormwater runoff before reaching the city's stormwater management infrastructure. This project includes the planting of 279 total trees, with no tree removals necessary. To see a map of the planting plan, please see: <https://pg-cloud.com/JacksonvilleFL/?scenario=SPAR-2025-Phase-1-Level-2>. All trees will be planted on public right of way areas within Duval County.

Approximate location of planting project within Duval County.



SPAR 2025 Project Canopy Level 2

Project map and species list screen capture

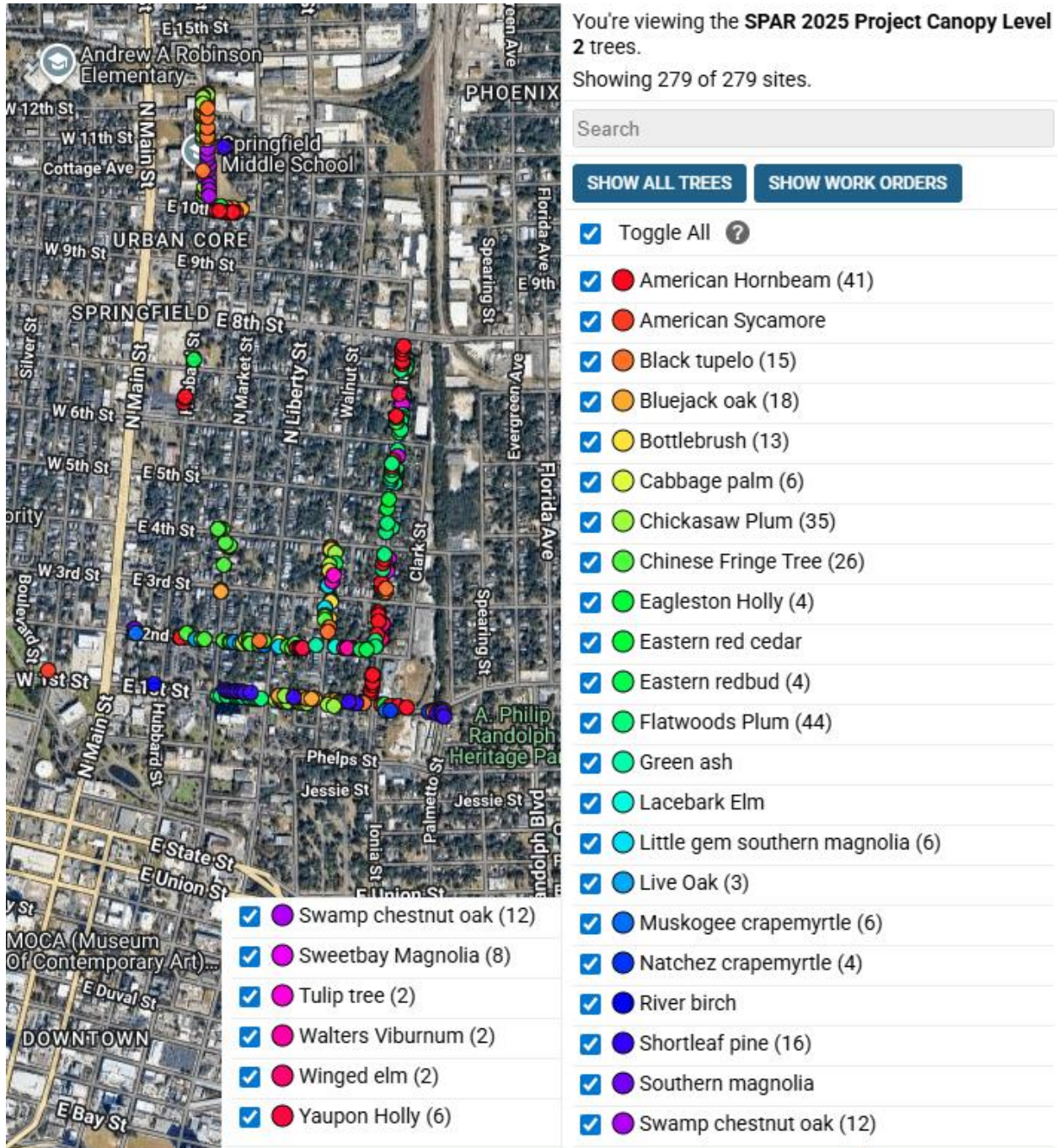


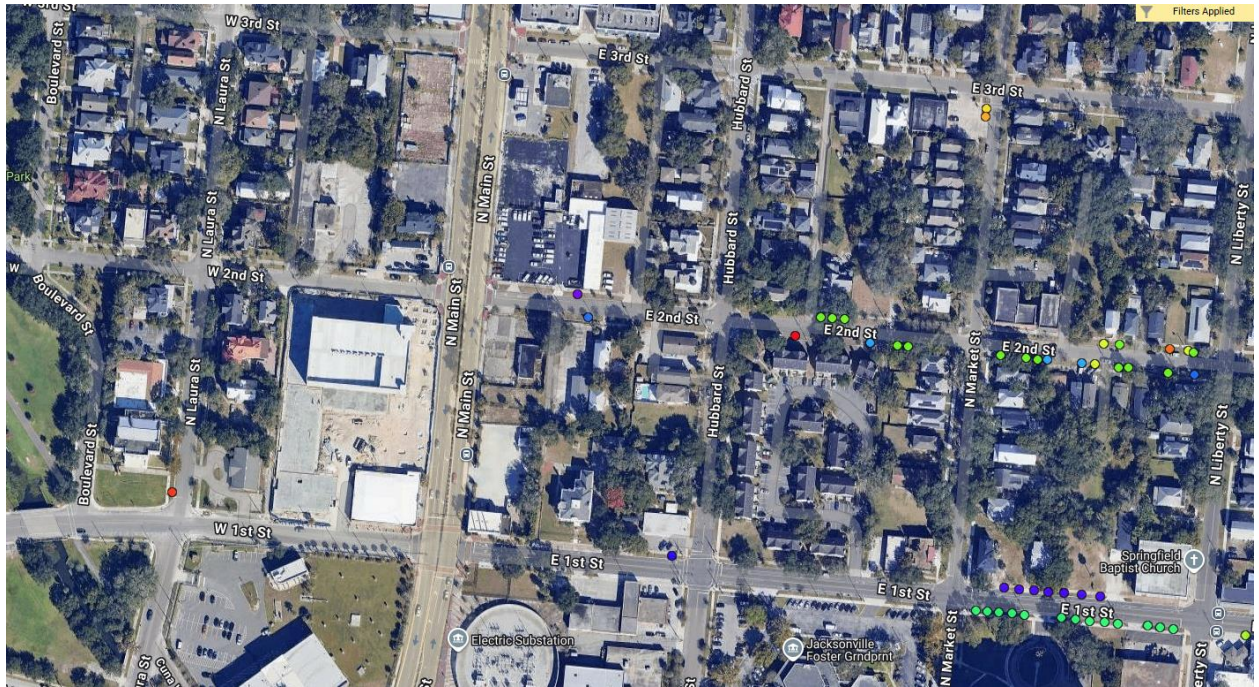
Figure 1. Screen snip of entire project in Treeplotter with species list and amounts of each species in parentheses. Where there is only one tree of a species, there are no parentheses and no number within parentheses. As indicated at the top right, this project includes 279 trees.



Figure 2. Screen snip of the portion of the project in proximity to Springfield Middle School showing 54 trees.




a.

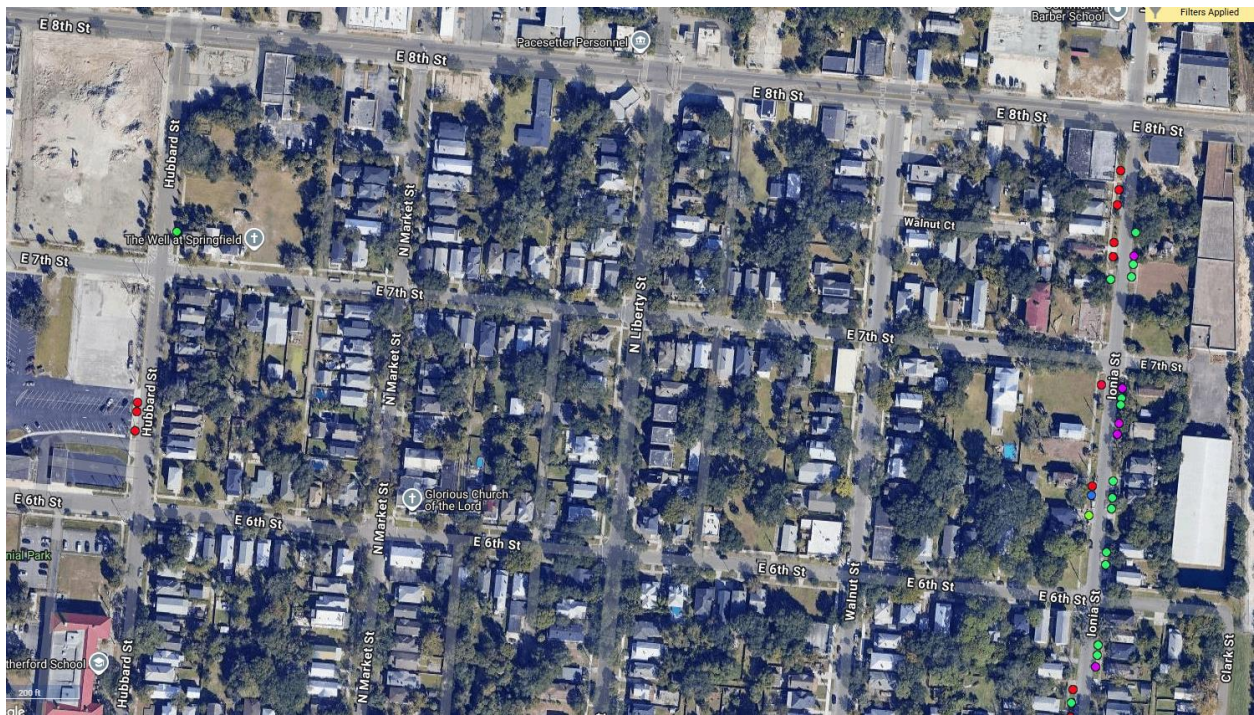


b.

Figure 3. a.) Close-up of SE sector of project. b.) Close-up of SW sector of project.



a.



b.

Figure 4. a.) Close-up of mid-west sector of project, south of Springfield Middle School and north of Figure 3a. b.) Close-up of mid-east sector of project, immediately north of Figure 3b.

LEVEL 2 COMMUNITY ORGANIZATION TREE PLANTING PROGRAM

The form below provides individual citizens and organizations with the opportunity to suggest a location for a tree planting project within Duval County that proposes to use funds from the City of Jacksonville Tree Protection and Related Expenses Trust Fund. If a citizen or organization is interested in suggesting a planting location for the City to implement, then use this form.

Requirements to utilize this program:

1. The location of the proposed planting must be:
 - a. In Duval County; and
 - b. On public property, such as a road right-of-way; a local, state or national park; Duval County School Board property, etc.

Complete the following information below:

1. Name/title of project:
2. Legal name of organization/citizen making suggestion:
3. Organization or citizen mailing address:
4. Contact phone number:
Contact e-mail:
5. Location/address of planting project:
6. Has project information been shared with the Council Member of the district?
7. Rationale for project (include information about the public benefit of the project):
8. Description of project:

If a citizen/organization is interested in proposing a project that they want to administer and implement, a more comprehensive application (Level 3) can be found at the following link: <http://www.coj.net/departments/public-works/tree-commission>.

To Be Completed By City of Jacksonville/Public Works Staff Only

Level 2 - Community Organization Tree Planting Program Staff Checklist

Total number of trees to be installed

279

Project Title:

SPAR 2025 Project Canopy

Project is to be planted on Public Land

Total number of trees to be removed

0

Project is located in Duval County

Activity

	Complete
1 The species of trees are appropriately located.	✓
2 The number and placement of trees is appropriate.	✓
3 Trees being planted are approved pursuant to the 'Tree Commission Approved Tree Planting List'	✓
4 Shade Trees are preferred, if non-shade trees are proposed, the use is appropriated/acceptable.	✓
5 Less than 25% of the total species of trees being planted are palms.	✓
6 The planting will not interfere with utilities or sight line requirements.	✓
7 The project does not include incidental landscaping. If so, the applicant must justify the reason for its inclusion.	✓
8 Construction required? Yes <input checked="" type="checkbox"/> No <input checked="" type="checkbox"/> If yes, are costs reasonable?	✓
9 Irrigation installed? Yes <input checked="" type="checkbox"/> No <input checked="" type="checkbox"/> If yes, are costs reasonable?	✓
10 The cost of the species of trees selected do not outweigh the benefits of the trees.	✓
11 Low maintenance plants are utilized.	✓
12 Location of plant material and irrigation (if applicable) has minimum adverse impact over time on infrastructure such as walks and roads.	✓
13 Species of trees being planted are beneficial to the City's tree canopy.	✓
14 The project provides unique benefit to the neighborhood, Council District, or City.	✓
15 The project has been reviewed with and meets the needs of the requesting entity.	✓
16 The Councilmember has been notified of the project.	✓

COMMENTS:



August 18, 2025

Re: SPAR 2025 Project Canopy Level 2

In accordance with bid #72167-25, Liberty Landscape Supply proposes the following to include all labor, materials, equipment, taxes, delivery, installation, **2 Year Non-Irrigated** warranty, insurance, etc. for <https://pg-cloud.com/JacksonvilleFL/?scenario=SPAR-2025-Project-Canopy-Level-2>.

ITEM	QUANTITY	PRICE/UNIT (NON-IRR)	TOTAL
Carpinus caroliniana (American Hornbeam) 15G., 1.5" Cal. 5' Ht.	41	\$538.36	\$22,072.69
Platanus occidentalis (American Sycamore) 3" Cal, 12' Ht, 6' Spd, 65G or 36" B&B	1	\$1,503.08	\$1,503.08
Nyssa sylvatica (Black Tupelo) 3" Cal, 12' Ht, 6' Spd, 65G or 36" B&B	15	\$1,347.85	\$20,217.74
Nyssa sylvatica (Black Tupelo) 6" Cal, 12' Ht, 6' Spd, 65G or 36" B&B	1	\$4,063.91	\$4,063.91
Quercus incana (Bluejack Oak) 15G., 1.5" Cal. 5' Ht.	18	\$569.40	\$10,249.23
Callistemon (Bottlebrush) STD 30G., 2.5" Cal. 6' Ht.	13	\$881.01	\$11,453.10
Sabal palmetto (Cabbage Palm) Cropped, 12" Cal, Booted or Clean Trunk, 16' CT	6	\$929.85	\$5,579.11
Prunus angustifolia (Chickasaw Plum) 15G., 1.5" Cal. 5' Ht.	35	\$460.74	\$16,125.92
Chionanthus retusa (Chinese Fringe Tree) 2" Cal, 8' Ht, 4' Spd, 30G or 24" B&B, Std	26	\$1,215.83	\$31,611.48
Ilex x attenuata 'Eagleston' (Eagleston Holly) 3.5" Cal, 14' Ht, 6' Spd, 100G or 44" B&B	4	\$2,357.18	\$9,428.71
Juniperus virginiana (Eastern Red Cedar) 3" Cal, 12' Ht, 6' Spd, 65G or 36" B&B	1	\$1,503.08	\$1,503.08
Cercis canadensis (Eastern Redbud) 15 Gal., 1.5" Cal, 5' Ht.	4	\$488.70	\$1,954.79
Prunus umbellata (Flatwoods Plum) 15G., 1.5" Cal. 5' Ht.	44	\$460.74	\$20,272.59



Fraxinus pennsylvanica (Green Ash) 3" Cal, 12' Ht, 6' Spd, 65G or 36" B&B	1	\$1,238.69	\$1,238.69
Ulmus parvifolia (Lacebark Elm) 3" Cal, 12' HT, 6' Spd, 65G or 36" B&B	1	\$1,503.08	\$1,503.08
Magnolia grandiflora 'Little Gem' (Little Gem Southern Magnolia) 3-1/2" Cal. 10' Ht, 5' Spd, 65G or 36" B&B	6	\$1,892.31	\$11,353.85
Quercus virginiana (Live Oak) 3" Cal, 12' Ht, 6' Spd, 65G or 36" B&B	3	\$1,425.47	\$4,276.40
Lagerstroemia Indica 'Muskogee' (Crape Myrtle 'Muskogee') Min 3 Tks @ 12' Ht, 6' Spd, 65G or 36" B&B	6	\$1,504.22	\$9,025.32
Lagerstroemia Indica 'Natchez' (Crape Myrtle 'Natchez') Min 3 Tks @ 12' Ht, 6' Spd, 65G or 36" B&B	4	\$1,504.22	\$6,016.88
Betula nigra 'Dura Heat' (River Birch 'Dura Heat') Min. 3 Trunks 12' Ht, 45G or 32" B&B	1	\$1,503.08	\$1,503.08
Pinus echinata (Shortleaf Pine) 3" Cal, 12' Ht, 6' Spd, 65G or 36" B&B	16	\$1,270.23	\$20,323.70
Magnolia grandiflora (Southern Magnolia) 3" Cal, 12' Ht, 6' Spd, 65G or 36" B&B	1	\$1,658.32	\$1,658.32
Quercus michauxii (Swamp Chestnut Oak) 3" Cal, 12' Ht, 6' Spd, 65G or 36" B&B	12	\$1,425.47	\$17,105.60
Magnolia virginiana (Sweetbay Magnolia) 30G., 8-10' Ht.	8	\$803.39	\$6,427.12
Liriodendron (Tulip Tree) 3" Cal, 12' Ht, 6' Spd, 65G or 36" B&B	2	\$1,426.60	\$2,853.20
Viburnum obovatum (Walters Viburnum) 15G., Min. 3 Tks @ 4-6' Ht.	2	\$429.70	\$859.39
Ulmus alata (Winged Elm) 3" Cal, 12' Ht, 6' Spd, 65G or 36" B&B	2	\$1,658.32	\$3,316.64
Ilex vomitoria (Yaupon Holly) Min. 3 Tks @ 6' Ht, 4' Spd, 30G or 24" B&B	6	\$1,036.24	\$6,217.46
Replacement of Unsuitable Soil (CY)	84	\$109.00	\$9,156.00
Replacement of Unsuitable Soil (CY)	28	\$109.00	\$3,052.00
Bahia Sod	756	\$1.20	\$907.20



MOT	12	\$1,400.00	\$16,800.00
Total Trees:	280	Total:	\$279,629.37

Respectfully,

Mike Zaffaroni, Owner/President

Liberty Landscape Supply
13385 N Main St
Jacksonville, FL 32218

Completed CITY OF JACKSONVILLE LEVEL 2 TREE PLANTING PROJECTS

ATTACHMENT B

Visit <https://pg-cloud.com/JacksonvilleFL/> for City of Jacksonville Tree Project Maps
 Visit jaxtreemitigation.coj.net - Tree Fund City Projects for links to legislation and planting details

Requesting Entity	Project Scope	Tree Commission Approval Date	Status	Approp.	Obligated	Contract/Warranty
Executive Director, Tree Hill Nature Center	22 trees requested in Tree Hill amphitheater parking area; site plan complete; no removals required; ready for review pending cost estimate per new countywide tree planting contract.	May-19	Complete	\$21,472.80	\$21,472.80	Liberty 3/mos
Sheffield Elementary School PTA President	10 Trees requested to provide shade for existing play area/field at Sheffield Elementary School; site visit complete - pending design and review.	May-19	Complete	\$20,414.48	\$20,414.48	Davey -1/yr
San Marco Preservation Society and Greenscape, San Marco Tree Planting	102 Trees requested in city right of ways within District 5, includes removal of damaged/diseased trees; site evaluation scheduled	Jun-19	Complete	\$247,749.52	\$247,749.52	Davey -1/yr
Kensington Association HOA Director	54 trees requested within Kensington Lakes city right of ways along Kensington Gardens Blvd. and Kensington Lakes Dr to replace trees lost due to storm damage/disease; may include removals. Planting Plan pending.	Aug-19	Complete	\$124,202.62	\$124,202.62	Davey -1/yr
S-Line Biodiversity Corridor Tree Planting	Installation of 25 trees throughout the S-Line Trail Biodiversity Corridor. This will offer additional tree canopy and shade to the trail.	Aug-19	Complete	\$30,949.40	\$30,949.40	Liberty 3/mos
City Cemetery - citizen request	18 Trees in right of ways on Ionia St. and Jessie St.	Dec-19	Complete	\$41,350.50	\$41,350.50	Liberty 2/yr
Baymeadows East Association Tree Planting	119 Trees in right of ways and medians on Baymeadows East and Fort Family Regional Park	Dec-19	Complete	\$284,900.07	\$284,900.07	Davey -1/yr
Cathedral District Tree Planting	50+ trees requested as Cathedral District (CD7) tree planting, may include removal of damaged/diseased trees. City right of way tree plantings within general proximity but not limited to State St to Catherine St. to Main St. to Adams St.; site evaluation scheduled	Jan-20	Complete	\$120,371.14	\$120,371.14	Liberty 2/yr
Yates Building - Cultural Council of Greater Jacksonville	8 Trees to be installed around renovated fountain at building entrance	Jan-20	Complete	\$38,312.00	\$38,312.00	Liberty 2/yr
Ed Austin Park Tree Planting/Resident request	115 Trees in right of ways around and within Willowbranch Park	Jun-20	Complete	\$214,822.00	\$214,822.00	Liberty 2/yr
Neptune Beach/Residential requests - City of Neptune	Trees within residential Right of Ways - 47 trees	Jul-20	Complete	\$55,490.00	\$55,490.00	Liberty 3/mos
Nathan Krestul Park - Friends of Krestul Park	Trees within Park - 34 trees	Jul-20	Complete	\$63,423.00	\$63,423.00	Liberty 2/yr

Completed CITY OF JACKSONVILLE LEVEL 2 TREE PLANTING PROJECTS

ATTACHMENT B

Visit <https://pg-cloud.com/JacksonvilleFL/> for City of Jacksonville Tree Project Maps
 Visit jaxtreemitigation.coj.net - Tree Fund City Projects for links to legislation and planting details

Requesting Entity	Project Scope	Tree Commission Approval Date	Status	Approp.	Obligated	Contract/Warranty
Alexandria Oaks Park/SMPS and Bolles School request	Trees within Park - 15 trees	Jul-20	Complete	\$28,593.00	\$28,593.00	Liberty 2/yr
Huntington Forest Park/Resident request to CM	Trees along Park Right of Way - Buffer - 15 trees	Jul-20	Complete	\$28,026.00	\$28,026.00	Liberty 2/yr
Canopy Place Tree Planting/resident request	Installation of 40 trees in city right of ways and medians to provide additional tree canopy, sound buffer and screening.	Oct-20	Complete	\$117,483.97	\$117,483.97	Davey -1/yr
Sunrise Ridge/resident request	Installation of 40 tree in city right of ways to increase tree canopy as well screening and buffer from adjacent highway.	Oct-20	Complete	\$107,316.52	\$107,316.52	Davey -1/yr
Jacksonville Beach Golf Park/Jax Beach	Installation of 156 trees in city golf course park to increase tree canopy, create screening, and attract wildlife.	Nov-20	Complete	\$147,562.80	\$147,562.80	Liberty 3/mos
Freedom Park/CM & Parks	Trees within newly established park (irrigated) - 38 trees	Dec-20	Complete	\$38,548.00	\$38,548.00	Liberty 3/mos
Blue Cypress Park Restoration/Parks	Trees within park - field restoration - 157 trees	Mar-21	Complete	\$187,154.40	\$187,154.40	Liberty 1/yr
Atlantic Beach/City of Atlantic Beach Phase 2	Trees within Atlantic Beach residential Right of Ways and Parks - 133 trees	May-21	Complete	\$164,404.80	\$164,404.80	Liberty 3/mos
Cobblestone Homeowners Association/residential requests/HOA	Installation of 105 trees in city right of ways and medians to provide additional tree canopy, sound buffer and screening.	Jun-20	Complete	\$192,922.00	\$192,922.00	Liberty 2/yr

ACTIVE CITY OF JACKSONVILLE LEVEL 2 TREE PLANTING PROJECTS

ATTACHMENT F

Visit <https://pg-cloud.com/JacksonvilleFL/> for City of Jacksonville Tree Project Maps

Visit jaxtreemitigation.coj.net - Tree Fund City Projects for links to legislation and planting details

Requesting Entity	Project Scope	Tree Commission Approval Date	Status	Allocated Amount	Contract/Warranty
Park Street Road Diet	Trees in ROW and median. 104 trees	May-25	Ongoing	\$399,526.00	Liberty 2/yr
Saint Johns Bluff Road	Trees along Median. 189 trees	Jul-22	Installation Complete	\$388,238.50	Liberty 2/yr
Gold Star Family Memorial Highway Phase 2	Trees within retention ponds and right of way. 1218 trees	Dec-22	Installation Complete	\$2,300,000.00	To Bid 2/yr
Fort Caroline Road Pond	Trees within retention pond. 34 trees	Feb-23	Installation Complete	\$61,479.00	Liberty 2/yr
Kernan Blvd N	Trees within Right of way and Median- 276 trees	Feb-23	Installation Complete	\$591,059.00	Liberty 2/yr
Price Park	Trees within Right of way. 13 trees	Apr-23	Installation Complete	\$27,216.00	Liberty 2/yr
Amelia View Phase 2	Trees within Right of Way. 34 trees	Apr-23	Installation Complete	\$62,370.00	Liberty 2/yr
GatorBowl	Trees in Median. 8 trees	Jul-23	Installation Complete	\$41,185.00	Liberty/2yr
7th Street East	Trees in right of way (42 trees)	Aug-23	Installation Complete	\$41,185.00	Liberty/2yr
District 7 and 10 Corridors	Trees in right of way (39 trees)	Sep-23	Installation Complete	\$75,451.50	Liberty/2yr
Hodges Blvd Level 2	Trees in Median (59 trees)	Oct-23	Installation Complete	\$137,667.34	Liberty/2yr
McGirts Creek Restoration Level 2	In Preserve (12,000 saplings)	Jan-24	Scheduling	\$182,750.00	Greenway/no warranty
Parks Senior and Community Centers	81 trees	Jan-24	Installation Complete	\$172,450.00	Greenway/1yr
Southern S-Line Enhancement	140 trees along S-line	Jan-24	Installation Complete	\$131,600.00	Greenway/1yr
Various Parks	98 Trees in Parks	Apr-24	Installation Complete	\$136,800.00	Greenway/1yr
Alden Road	41 Trees along ROW	May-24	Installation Complete	\$76,282.56	Liberty 2/yr
Gate Parkway	49 Trees in median and ROW	Jul-24	Installation Complete	\$123,681.46	Liberty 2/yr
JTA Bus Stops Phase 1	11 trees in ROW	Jul-24	Installation Complete	\$34,533.86	Liberty 2/yr
Merrill Road	4 trees in median	Nov-24	Installation Complete	\$7,998.33	Liberty 2/yr
Murray Hill	14 trees in ROW	Nov-24	Installation Complete	\$33,119.53	Liberty 2/yr
Gonzales Park	within park boundaries 50 trees	Nov-24	Installation Complete	\$106,397.74	Liberty 2/yr
Glynlea Park	within park boundaries 64 trees	Nov-24	Installation Complete	\$81,000.00	Greenway/ 1yr
Julington Durbin Preserve	within park boundaries 41 trees	Nov-24	Installation Complete	\$52,950.00	Greenway/ 1yr
Backridge Park	within park boundaries 34 trees	Nov-24	Installation Complete	\$51,575.00	Greenway/ 1yr
Walter Anderson Park	within park boundaries 7 trees	Nov-24	Installation Complete	\$10,700.00	Greenway/ 1yr
Genovar Park	within park boundaries 42 trees	Nov-24	Installation Complete	\$56,900.00	Greenway/ 1yr
Greenland Park	within park boundaries 59 trees	Nov-24	Installation Complete	\$86,475.00	Greenway/ 1yr
Touchton Rd Park	within park boundaries 63 trees	Nov-24	Installation Complete	\$85,400.00	Greenway/ 1yr
Maxville Park	within park and city property boundaries 94 trees	Nov-24	Installation Complete	\$219,325.00	Greenway/ 1yr

ACTIVE CITY OF JACKSONVILLE LEVEL 2 TREE PLANTING PROJECTS

ATTACHMENT F

Visit <https://pg-cloud.com/JacksonvilleFL/> for City of Jacksonville Tree Project Maps

Visit jaxtreemitigation.coj.net - Tree Fund City Projects for links to legislation and planting details

Requesting Entity	Project Scope	Tree Commission Approval Date	Status	Allocated Amount	Contract/Warranty
Black Island Hammock Park	within park boundaries 60 trees	Nov-24	Installation Complete	\$94,150.00	Greenway/ 1yr
Palmetto Leaves	within park boundaries 103 trees	Dec-24	Installation Complete	\$152,650.00	Greenway/1yr
Atlantic Blvd	Median 20 trees	Dec-24	Installation Complete	\$45,379.20	Liberty 2/yr
Jacksonville Zoo Level 2	On public property on Zoo grounds 64 trees	Feb-25	Installation Complete	\$141,164.00	Liberty 2/yr
Amelica View Phase 3	on City Right of way's in neighborhood 22 trees	Feb-25	Installation Complete	\$44,630.60	Liberty 2/yr
Five Points Level 2	On City Right of way 15 trees	Feb-25	Ongoing	\$35,226.79	Liberty 2/yr
Neptune Beach Phase 1	on public right of way and park- 21 trees	Mar-25	Installation Complete	\$54,386.41	Liberty/2yr
Pearl Street Level 2	on city right of way- 21 trees	Mar-25	Installation Complete	\$52,119.19	Liberty/2yr
District 10 Parks	within park boundaries-91 trees	Mar-25	Ongoing	\$135,915.00	Greenway/1yr
Windy Hills Park	within Park boundaries- 36 trees	Mar-25	Ongoing	\$55,205.00	Greenway/1yr
Oceanway Park	within Park boundaries- 37 trees	Mar-25	Ongoing	\$51,000.00	Greenway/1yr
Terrace Park	within Park boundaries- 22 trees	Mar-25	Ongoing	\$30,620.00	Greenway/1yr
Riverview Park	withing Park boundaries- 38 trees	Mar-25	Ongoing	\$49,475.00	Greenway/1yr
Beaver Dam Road Pond	on city right of way- 50 trees	Apr-25	Ongoing	\$90,938.70	Liberty/2yr
Glorianne Dr	on city right of way- 5 trees	Apr-25	Installation Complete	\$11,036.25	Liberty/2yr
Beachwood Blvd	on city Right of way- 31 Trees	May-25	Installation Complete	\$60,566.94	Liberty/2yr
Warrington Park	within park boundaries- 67 trees	May-25	Ongoing	\$90,300.00	Greenway/1yr
Riverfront Park	within park boundaries and ROW- 46 trees	May-25	Ongoing	\$58,437.50	Greenway/1yr
ACPS Dog Park	within park boundaries- 24 trees	May-25	Ongoing	\$34,410.00	Greenway/1yr
South Shores Level 2	on city property and ROW- 12 trees	Jun-25	MBRC	\$24,279.75	Liberty/2yr
Oreily Drive W Level 2	on city ROW- 26 trees	Jun-25	MBRC	\$54,563.22	Liberty/2yr
Neptune Beach Phase 2	in Cleary Park- 19 trees	Jul-25	MBRC	\$35,492.58	Liberty/2yr
Edgewood Ave Level 2	in City Right of Way-9 trees	Jul-25	MBRC	\$27,570.25	Liberty/2yr
Panda St and Cougar Rd Level 2	in City Right of way- 9 trees	Jul-25	MBRC	\$16,775.10	Liberty 2/yr



ONE CITY. ONE JACKSONVILLE.

City of Jacksonville, Florida

Donna Deegan, Mayor

Department of Public Works
Ed Ball Building
214 N. Hogan St., 10th floor
Jacksonville, FL 32202
www.coj.net

TO: Jason Teal, Director/Council Secretary
Jacksonville City Council

FROM: Curtis Hart, Tree Commission Chair

DATE: August 20, 2025

SUBJECT: 2024 Tree Commission Annual Report

The City of Jacksonville Tree Commission was established by the City Council enactment of 2017-397-E on July 25, 2017. Meetings are held on the third Wednesday of each month. The City of Jacksonville Tree Commission's duties include acting as a coordinator for programs, projects, and activities related to planting projects and the health of the tree canopy between all public and private entities and review expenditure proposals and plans for planting projects.

The first meeting of fiscal year 2024 was held on October 18, 2023.

In Fiscal Year 24:

- There was \$6,811,658.13 in Tree Mitigation Fund Revenue.
- There were 3,246 trees planted with \$6,146,860.74 expended on planting trees and warranties
 - 225 trees were planted and \$483,075.90 in expenditures for 630-City 630-CITY Tree Planting Program where constituents may call in and request trees be planted in their public right-of-way.
 - 939 trees were planted and \$2,802,529.13 in expenditures for the remove and replace tree planting program, where dead, dying, hazardous trees are removed and planted with a healthy new tree.
 - 2,082 trees were planted and \$2,861,245.71 in expenditures for the Level 2 Tree planting program, where residents and city staff recommend planting projects. City Staff design and manage the planting project.

- Approved ten Level 2 Tree planting projects for a total of 12,605 trees. 12,000 trees were apart of one project, McGirts Creek, where seedlings are being planted.
- Started Task Force on Urban Tree Planting Best Practices

Tree Commission Members:

Curtis Hart, Chair

William Burke, Vice Chair

Nina Sickler

Raul Arias

Susan Fraser

Alden Howell

Advisors:

Shannon MacGillis

Jonathan Colburn

Justin Gearhart

Jose Regueiro

Council District	# of Trees Planted (Fiscal Year 2025)	# of Trees in Progress
1	102	158
2	375	102
3	93	39
4	237	197
5	71	145
6	149	82
7	208	551
8	54	135
9	28	120
10	87	342
11	150	9
12	173	31
13	94	72
14	52	32
Total	1873	2015

Jacksonville Tree Commission

Minutes

Wednesday August 20, 2025, 9:32 AM- 10:31 AM

Via Zoom Platform & In Person

*Recording of Meeting can be obtained by sending requests to
Joe Rainey [jrainey@coj.net]

For approval September 17th, 2025

Commissioners:

Curtis L. Hart, Chair (Council Appointee; 2021-0033-A)
William Burke Vice Chair (Mayor Appointee; 2023-0695-A)
Susan Fraser (Council Appointee; 2022-0063-A)
Vacant (Mayor Appointee; 2023-0696-A)
Alden Howell (Council Appointee; 2024-0388-A)
Raul Arias, Council Liaison
Nina Sickler, Director of Public Works

Advisors:

Justin Gearhart - City Arborist
Shannon MacGillis - Office of General Counsel
Jose Regueiro - Accounting
Jonathan Colburn - Urban Forestry Manager

Staff: Joe Rainey

1. Call to Order

Conducted by Chair

2. Roll Call and Verification of Quorum

Conducted by Curtis L. Hart, Chair,

Commissioners present:

William Burke
Alden Howell
Nina Sickler

Quorum present (4, in person): Yes

3. Call for Public Speakers (online & card):

Action Items:

4. Prior Meeting Minutes.

Issue: Minutes from July 16 Meeting to be approved.

Motion: Approve, as modified by Fraser.

Moved by: Nina Sickler

Second: Alden Howell

Vote: approved, unanimous.

5. Financial Report for Ordinance Tree Fund (15304), Charter Tree Fund (15305) and BJP (Attachment D) - Jose Regueiro

1. Combined Revenues for Fiscal YTD are \$6.7 compared to \$5.03M July-24. An increase of \$1.67M year-on-year.
2. Combined Expenses for Fiscal YTD are \$2.8M compared to \$5.16M on July-24. A decrease of \$2.36M year-on-year.
3. Combined Revenues for Aug-25 were \$639K compared to \$679K for July-24, a decrease of \$39.5K. Meanwhile, expenses were \$150.8K and \$333.6K on July-25 and July-24, respectively.
4. Total unallocated funds were \$25M for July-25.

6. Fund Status of 630-CITY, Remove & Replace and Level 2 Programs (Attachment E) - Justin Gearhart

Total funds not appropriated at \$34.71M. Remaining in the four pools \$9.77M (R and R 3.01M; 630-City \$2.01M; Level 2 \$2.28M; and Level 3 \$2.47M).

Total obligated funds \$3.74M as of August, 2025.

7. Level 3 Project Proposals: NONE

9. Level 2 Project Proposals:

i. SPAR 2025 Project Canopy

A tree planting project has been requested for planting in the Right of Ways in the Springfield Preservation and Revitalization district. This project will take place in City Council District 7 and includes the planting of a variety of trees that will enhance walkability and the aesthetic character of the district. It will reduce the heat island effect, and will filter and slow down stormwater runoff before reaching the city's stormwater management infrastructure. This project includes the planting of 279 (280) total trees, with no tree removals necessary.

Discussion: school is located along planting area. Concerns regarding securing areas around new plantings, request for quotes on options to protect new and future trees being planted.

Colburn: There will be changes to plans if protection added.

SPAR: Is working on community outreach on this.

Action Item: provide quote(s) for safety bollards at next meeting.

Motion: Approve, as amended for \$279,629.37

Moved by: Alden Howell

Second: William Burke

Vote: approved as presented, unanimous for \$279,629.37

10. Status of Level 2 Projects:

Neptune Beach Phase 1- Install complete

Beachwood Blvd- Install complete

Genovar Park- Install complete

ACPS dog park- 90% Complete

Riverfront Park- Trees complete, Irrigation in progress

District 10:

CT Brown- Complete

Richardson Rd- In Progress

Northshore- In progress

Terrace Park- In Progress

12. UFMP Update, Allison Boss: Green Schools analysis Presentation. Please see supplemental documents for details.

Discussion regarding pros, cons and possible conflicts of the project and how this can be applied to Tree Commission business.

13. Taskforce: No update

14. Old Business:

Annual Report: Expanded report provided

Correction typo page 2 to be made

Powell: Is it possible to track the number of trees planted by Tree Commission? **Gearhart:** this information can be found in Nat Geo. A filter could be created for tree type. A "Planet Geo" basic training may be beneficial for commissioners and contributors.

Hart: Add a schedule of trees planted from Planet Geo to next meeting.

14. New Business:

END OF MEETING 10:31 AM

ATTACHMENT 1

APPROVED