

Jacksonville Tree Commission

Wednesday December 18, 2024, 9:30 AM

**Ed Ball Building, 10th Floor, Conference Room 5
and Zoom Webinar**

Commissioners: Curtis Hart, Chair
Susan Fraser
Chris Miller
Nina Sickler
William Burke, Vice Chair
Alden Howell

Advisors: Jonathan Colburn
Shannon MacGillis
Jose Regueiro
Justin Gearhart

Staff: Joe Rainey

AGENDA

Order of Agenda is Subject to Change

- 1. Call to Order - Chair**
- 2. Roll Call and Verification of Quorum – Chair**
- 3. Submittal of Speaker’s Cards – Chair**
 - a) A raised hand icon will be acknowledged by the Chair.
 - b) For those attending in person, paper speakers’ cards will be available.
- 4. Public Comment:**
- 5. Action Items:**
 - a) Approval of Minutes November 20th, 2024 – Chair
 - b) Level 3 Project Proposal - **NONE**
 - c) Level 2 Project Proposal
 - i. Atlantic Blvd– Justin Gearhart
 - ii. Five Points – Justin Gearhart
 - iii. Palmetto Leaves Regional – Kathleen McGovern
 - d) Updated Additions to Approved Species List – Justin Gearhart
- 6. Reports:**
 - a) Financial Report for Ordinance Tree Fund (15304), Charter Tree Fund (15305) and BJP (Attachment D) – Jose Regueiro

- b)** Fund Status of 630-CITY, Remove & Replace and Level 2 Programs (Attachment E) – Justin Gearhart
- c)** Status of Level 2 Tree Projects (Attachment F) – Justin Gearhart
- d)** Parks Department Project Update – Kathleen McGovern/Jill Enz
 - i. Tree Plantings 2023-2024 Plantings Funding Approved Tree Commission and Tree Mitigation Fund

7. New Business:

8. Old Business:

- 9. Adjournment** – Next meeting January 15, 2025, 9:30am-11:30am as a Hybrid/Webinar meeting in Ed Ball Building, 10th Floor, Public Works Office, conference room 5.



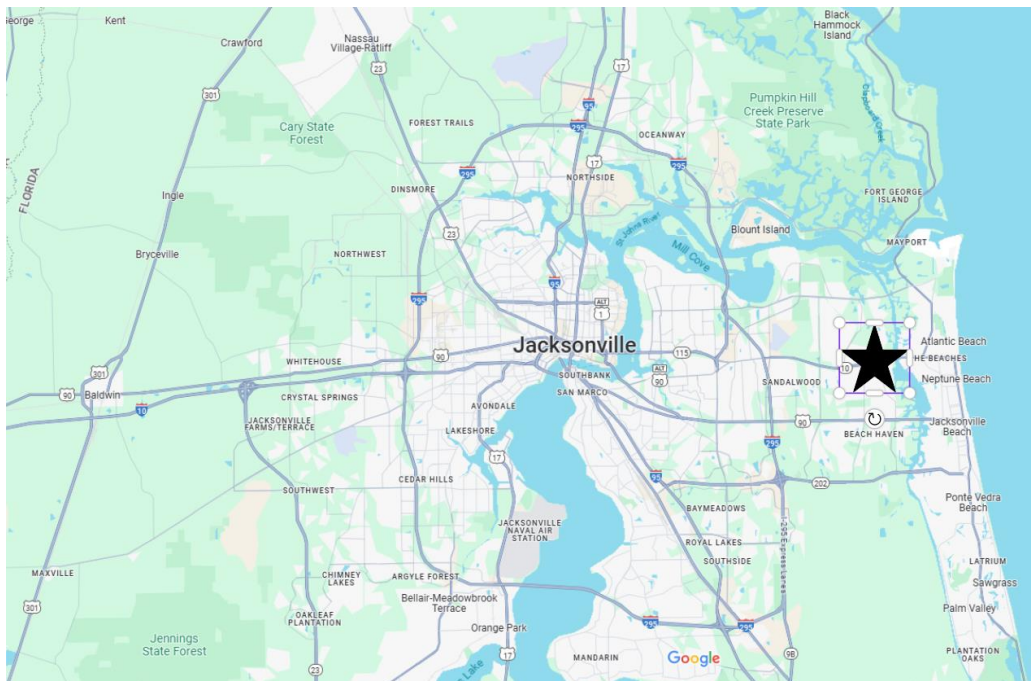
Atlantic Blvd Level II

Scope of Work

Description:

A tree planting project has been requested for planting in the median of Atlantic Blvd between Coconut Rd and Queens Harbor Blvd. This project will take place in City Council District 13 and includes the planting of a variety of trees that will serve as an aesthetic improvement and a heat reduction purpose. In addition, these plantings will help to filter and slow down stormwater runoff before reaching the city's stormwater management infrastructure. This project includes the planting of 20 total trees, with no tree removals necessary. To see a map of the planting plan, please see: <https://pg-cloud.com/JacksonvilleFL/?scenario=Atlantic-Blvd>. All trees will be planted on public right of way areas within Duval County.

Approximate location of planting project within Duval County.



LEVEL 2 COMMUNITY ORGANIZATION TREE PLANTING PROGRAM

The form below provides individual citizens and organizations with the opportunity to suggest a location for a tree planting project within Duval County that proposes to use funds from the City of Jacksonville Tree Protection and Related Expenses Trust Fund. If a citizen or organization is interested in suggesting a planting location for the City to implement, then use this form.

Requirements to utilize this program:

1. The location of the proposed planting must be:
 - a. In Duval County; and
 - b. On public property, such as a road right-of-way; a local, state or national park; Duval County School Board property, etc.

Complete the following information below:

1. Name/title of project:
2. Legal name of organization/citizen making suggestion:
3. Organization or citizen mailing address:
4. Contact phone number:
Contact e-mail:
5. Location/address of planting project:
6. Has project information been shared with the Council Member of the district?
7. Rationale for project (include information about the public benefit of the project):
8. Description of project:

If a citizen/organization is interested in proposing a project that they want to administer and implement, a more comprehensive application (Level 3) can be found at the following link: <http://www.coj.net/departments/public-works/tree-commission>.

To Be Completed By City of Jacksonville/Public Works Staff Only

Level 2 - Community Organization Tree Planting Program Staff Checklist

Total number of trees to be installed 20 Project Title: Atlantic Blvd Level 2 ☒ Project is to be planted on Public Land
 Total number of trees to be removed 0 ☒ Project is located in Duval County

Activity	Complete
1 The species of trees are appropriately located.	JG
2 The number and placement of trees is appropriate.	JG
3 Trees being planted are approved pursuant to the 'Tree Commission Approved Tree Planting List.'	JG
4 Shade Trees are preferred; if non-shade trees are proposed, the use is appropriated/acceptable.	JG
5 Less than 25% of the total species of trees being planted are palms.	JG
6 The planting will not interfere with utilities or sight line requirements.	JG
7 The project does not include incidental landscaping. If so, the applicant must justify the reason for its inclusion.	JG
8 Construction required? Yes <input type="checkbox"/> No <input checked="" type="checkbox"/> If yes, are costs reasonable?	JG
9 Irrigation installed? Yes <input type="checkbox"/> No <input checked="" type="checkbox"/> If yes, are costs reasonable?	JG
10 The cost of the species of trees selected do not outweigh the benefits of the trees.	JG
11 Low maintenance plants are utilized.	JG
12 Location of plant material and irrigation (if applicable) has minimum adverse impact over time on infrastructure such as walks and roads.	JG
13 Species of trees being planted are beneficial to the City's tree canopy.	JG
14 The project provides unique benefit to the neighborhood, Council District, or City.	JG
15 The project has been reviewed with and meets the needs of the requesting entity.	JG
16 The Councilmember has been notified of the project.	JG

COMMENTS:



December 9, 2024

Re: Atlantic Blvd Level 2

In accordance with bid #CP-0165-19, Liberty Landscape Supply proposes the following to include all labor, materials, equipment, taxes, delivery, installation, **2 Year Non-Irrigated** warranty, insurance, etc. for pg-cloud.com/JacksonvilleFL/?scenario=Atlantic-Blvd :

ITEM	QUANTITY	PRICE/UNIT(NON-IRR)	TOTAL
Lagestroemia indica 'Natchez', "Crape Myrtle Natchez", 3" Cal, STD, 12' HT, 6" SPD, 65G or 36" B&B	8	\$ 2,118.96	\$ 16,951.68
Lagestroemia indica 'Muskogee', "Crape Myrtle Muskogee", 3" Cal, STD, 12' HT, 6" SPD, 65G or 36" B&B	12	\$ 2,118.96	\$ 25,427.52
MOT	3	\$ 1,000.00	\$ 3,000.00
	20 Trees		\$ 45,379.20

Respectfully,




Mike Zaffaroni, Owner/President

Liberty Landscape Supply

13385 N Main St

Jacksonville, FL 32218

Measure Properties

Type	Length
Unit	English
Fill Color	
Point Color	
Point Radius	5
Outline Color	
Outline Width	2
Measurements	42.75 ft

START MEASURING

MODIFY MEASUREMENTS

DELETE MEASUREMENTS

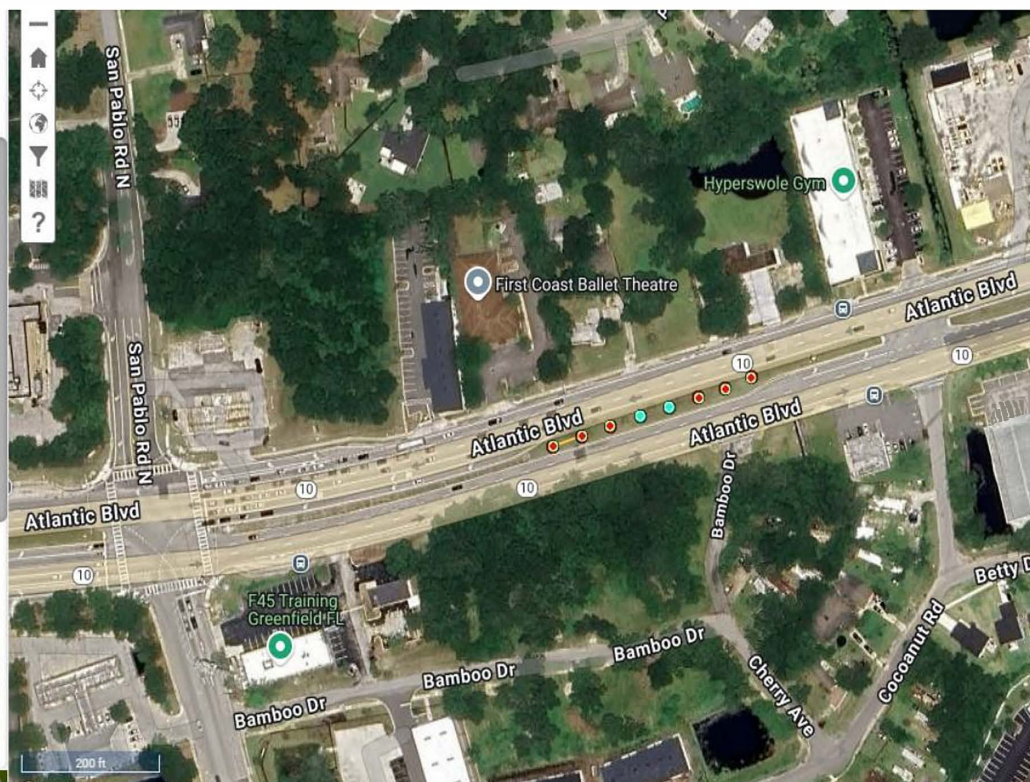
DELETE ALL MEASUREMENTS

PRINT

DATA TOOLS

ABOUT

APP MANAGER



Layer:	Trees
Display by:	Species
Symbology:	Spread Radius

You're viewing the Atlantic Blvd Median Planting trees.


Showing 8 of 20 sites.

SHOW ALL TREES

SHOW WORK ORDERS









☒ Toggle All ?

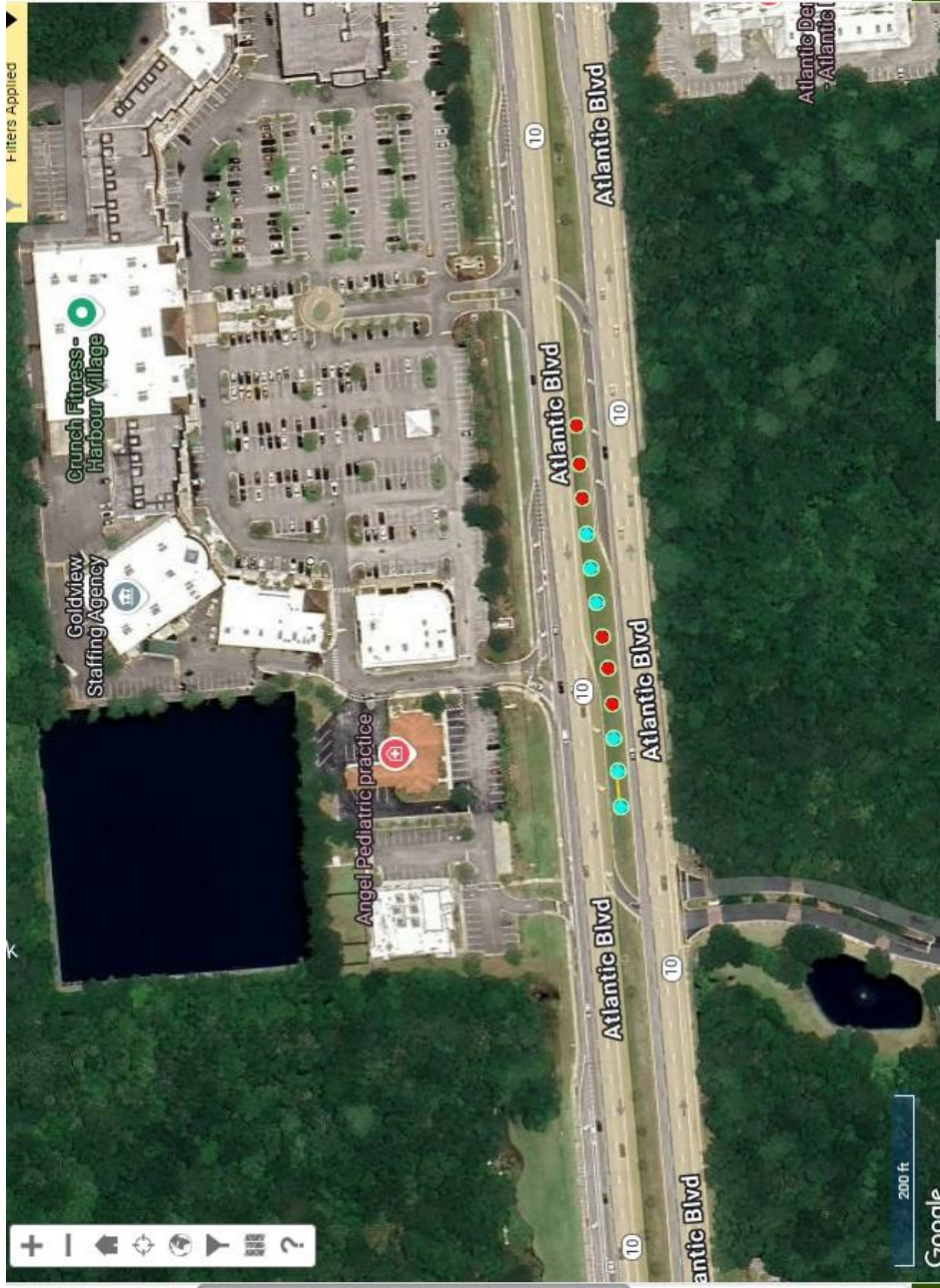
☒  Muskogee crapemyrtle (12)

☒  Natchez crapemyrtle (8)

Charts

Layers

- ☐  ROW
- ☐  Sample Streets
- ☐  7% Sample
- ☐  City Allocated Parcels
- ☐  Boundary
- ☐  Council Districts
- ☐  Parcels
- ☐  Streets



LEGEND

Jacksonville, FL

Layer: Trees

Display by: Species

Symbology: Spread Radius

You're viewing the **Atlantic Blvd Median Planting** trees.

Showing 12 of 20 sites.

SHOW ALL TREES **SHOW WORK ORDERS**

☒ Toggle All ?

☒ Muskogee crapemyrtle (12)

☒ Natchez crapemyrtle (8)

Charts

Layers

- ☐ ROW
- ☐ Sample Streets
- ☐ 7% Sample
- ☐ City Allocated Parcels
- ☐ Boundary
- ☐ Council Districts
- ☐ Parcels
- ☐ Streets



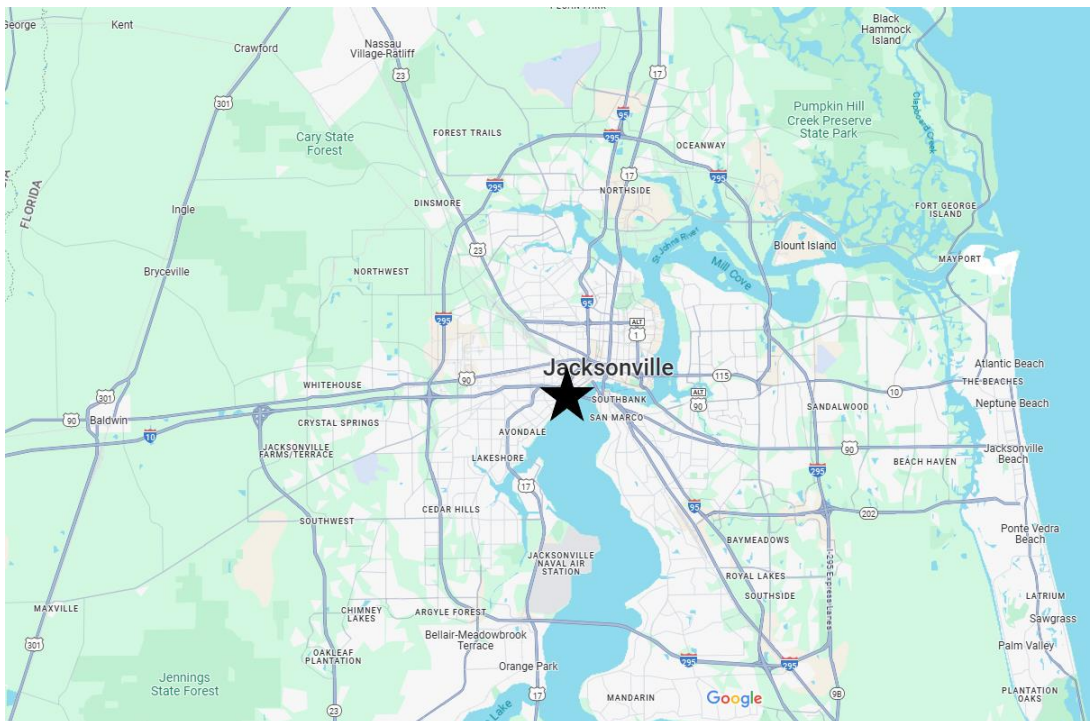
Five Points Level II

Scope of Work

Description:

A tree planting project has been requested for planting in the right of way of Park Street between Post St and Margaret St. This project will take place in City Council District 7 and includes the planting of a variety of trees that will serve as an aesthetic improvement and a heat reduction purpose. In addition, these plantings will help to filter and slow down stormwater runoff before reaching the city's stormwater management infrastructure. This project includes the planting of 15 total trees, with trees palms being removed not by the city. To see a map of the planting plan, please see: <https://pg-cloud.com/JacksonvilleFL/?scenario=Five-Points>. All trees will be planted on public right of way areas within Duval County.

Approximate location of planting project within Duval County.



LEVEL 2 COMMUNITY ORGANIZATION TREE PLANTING PROGRAM

The form below provides individual citizens and organizations with the opportunity to suggest a location for a tree planting project within Duval County that proposes to use funds from the City of Jacksonville Tree Protection and Related Expenses Trust Fund. If a citizen or organization is interested in suggesting a planting location for the City to implement, then use this form.

Requirements to utilize this program:

1. The location of the proposed planting must be:
 - a. In Duval County; and
 - b. On public property, such as a road right-of-way; a local, state or national park; Duval County School Board property, etc.
2. The number of trees requested may not exceed 200.

Complete the following information below:

1. Name/title of project: 5 Points relandscaping project
2. Legal name of organization/citizen making suggestion:
Riverside Avondale Preservation
3. Organization or citizen mailing address:
2623 Herschel St., Jacksonville, FL 32204
4. Contact phone number: 904-389-2449
Contact e-mail: shannon@riversideavondale.org
5. Location/address of planting project:
1010 Park St., Jacksonville, FL 32204
6. Has project information been shared with the Council Member of the district? Yes
7. Rationale for project (include information about the public benefit of the project):
The Palm trees have grown so large that they threaten powerlines and exacerbate the existing planter footprint. JEA is removing them, and we'd like to replace them with +
8. Description of project:
This project seeks to remove and replace the existing Palm trees in 5 Points, retain the Crepe Myrtles, and relandscape all beds in order to create a cleaner, natural, and cohesive landscaping program that can be maintained on a regular basis to benefit merchants and visitors alike. RAP has been the organizer with the 5 Points Merchant

If a citizen/organization is interested in proposing a project that they want to administer and implement, a more comprehensive application (Level 3) can be found at the following link: <http://www.coj.net/departments/public-works/tree-commission>.

Level 2 - Community Organization Tree Planting Program Staff Checklist

Total number of trees to be installed 17 Project Title: Five Points Level 2 ☒ Project is to be planted on Public Land
 Total number of trees to be removed 0 ☒ Project is located in Duval County

Activity		Complete
1	The species of trees are appropriately located.	JG
2	The number and placement of trees is appropriate.	JG
3	Trees being planted are approved pursuant to the 'Tree Commission Approved Tree Planting List.'	JG
4	Shade Trees are preferred; if non-shade trees are proposed, the use is appropriated/acceptable.	JG
5	Less than 25% of the total species of trees being planted are palms.	JG
6	The planting will not interfere with utilities or sight line requirements.	JG
7	The project does not include incidental landscaping. If so, the applicant must justify the reason for its inclusion.	JG
8	Construction required? Yes <input type="checkbox"/> No <input checked="" type="checkbox"/> If yes, are costs reasonable?	JG
9	Irrigation installed? Yes <input type="checkbox"/> No <input checked="" type="checkbox"/> If yes, are costs reasonable?	JG
10	The cost of the species of trees selected do not outweigh the benefits of the trees.	JG
11	Low maintenance plants are utilized.	JG
12	Location of plant material and irrigation (if applicable) has minimum adverse impact over time on infrastructure such as walks and roads.	JG
13	Species of trees being planted are beneficial to the City's tree canopy.	JG
14	The project provides unique benefit to the neighborhood, Council District, or City.	JG
15	The project has been reviewed with and meets the needs of the requesting entity.	JG
16	The Councilmember has been notified of the project.	JG

COMMENTS:



December 13, 2024

Re: Five Points Level 2

In accordance with bid #CP-0165-29, Liberty Landscape Supply proposes the following to include all labor, materials, equipment, taxes, delivery, installation, **2 Year Non-Irrigated** warranty, insurance, etc. for Five Points Level 2:

ITEM	QUANTITY	PRICE/UNIT(NON-IRR)	TOTAL
Ilex Attenuata 3" Cal, 12' Ht, 4' Spd, 65G or 36" B&B, "Eagleston Holly"	13	\$ 2,207.25	\$ 28,694.25
Ulmus Alata 3" Cal, 12' HT, 6' Spd, 65G or 36" B&B, "Winged Elm"	2	\$ 2,516.27	\$ 5,032.54
MOT	3	\$ 500.00	\$ 1,500.00
	15 Trees		\$ 35,226.79

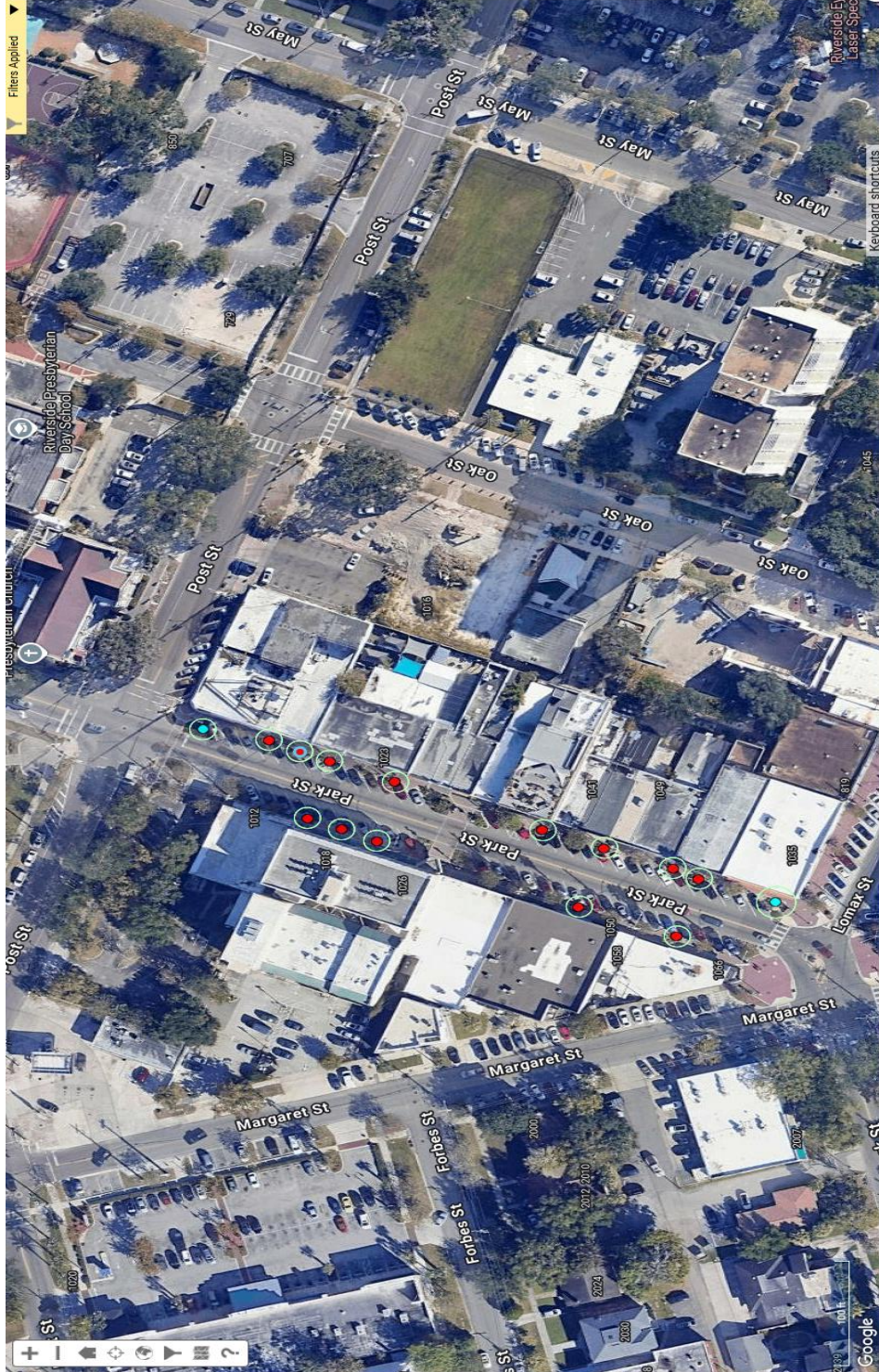
Respectfully

Mike Zaffaroni, Owner/President

Liberty Landscape Supply

13385 N Main St

Jacksonville, FL 32218



LEGEND

Jacksonville, FL

Layer: Trees

Display by: Species

Symbology: Spread Radius

You're viewing the Five Points Level II trees.

Showing 15 of 15 sites.

SHOW ALL TREES

SHOW WORK ORDERS

Toggle All

Eagleston Holly (13)

Winged elm (2)

Charts

Layers

☐ ROW

☐ Sample Streets

☐ 7% Sample

☐ City Allocated Parcels

☐ Boundary

☐ Council Districts

☐ Parcels

☐ Streets



City of Jacksonville Parks – Level 2 Tree Planting

Palmetto Leaves Regional Park

This is a proposed Level 2 Tree Planting Project designated for City of Jacksonville Palmetto Leaves Regional Park 5760 Greenland Rd. These tree planting projects focus on sites that have undergone recent improvements, such as trails or playgrounds. There are also sites included that have been identified as areas that become inundated after heavy rains, and the water-tolerant trees proposed here may help reduce flooding. Many of the sites will benefit from heat mitigation these trees will provide and, in some cases, provide screening from adjacent land uses, such as a highway. Proposed trees are focused on native, large canopy trees to provide shade and environmental value to the site. Trees may be utilized in some cases to help define the perimeter boundaries of the park and to enhance and/or direct flow through the park space. Proposed trees will complement the sites both aesthetically and environmentally as well as provide shade to playground equipment and amenities. The trees will include one-year warranty/maintenance. The projects can be viewed individually in the COJ Canopy Planner.

<https://pg-cloud.com/JacksonvilleFL/>

Palmetto Leaves Regional Park – Submission #1 (11/20/24)

Deferred due to (2) trees (circled below) creating conflict for access and irrigation. Trees have now been removed.



Palmetto Leaves Page 1

Common Name


- American Holly (2)
- American Sycamore (3)
- Bald Cypress (18)
- Live Oak (25)
- Southern magnolia (16)
- Southern Redcedar (36)



Palmetto Leaves Page 2

Common Name

- American Holly (2)
- American Sycamore (3)
- Bald Cypress (18)
- Live Oak (25)
- Southern magnolia (16)
- Southern Redcedar (36)



Palmetto Leaves Page 3

Common Name

- American Holly (2)
- American Sycamore (3)
- Bald Cypress (18)
- Live Oak (25)
- Southern magnolia (16)
- Southern Redcedar (36)



Palmetto Leaves Regional Park - 5760 Greenland Rd.

Description	Unit	Quantity	Unit Price*	Extended Price
<i>Quercus virginiana</i> Live Oak 4" Cal., 14' Ht., 8' Spd., 100 G or 40" B&B	EA	25	\$1,700.00	\$42,500.00
<i>Juniperus silicicola</i> Southern Redcedar 4" Cal., 14' Ht., 4' Spd., 100 G or 40" B&B, Dense	EA	36	\$1,300.00	\$46,800.00
<i>Magnolia grandiflora</i> 'DD Blanchard' 4" Cal., 12' Ht., 6' Spd., 100G or 40" B&B	EA	16	\$1,750.00	\$28,000.00
<i>Ilex attenuata</i> Eagleston Holly 3.5" Cal. 14' Ht., 6' Spd., FTG 100G or 44" B&B	EA	2	\$1,100.00	\$2,200.00
<i>Taxodium distichum</i> Bald Cypress 4" Cal., 12' Ht., 4' Spd., 100 G or 40" B&B	EA	18	\$1,375.00	\$24,750.00
<i>Platanus acerifolia</i> Sycamore 4" Cal., 14' Ht., 8' Spd., 40" B&B	EA	6	\$1,400.00	\$8,400.00
Subtotal				\$152,650.00

*Unit prices include 1-year warranty/maintenance of plant material per Contract CP-0459-22

LEVEL 2 COMMUNITY ORGANIZATION TREE PLANTING PROGRAM

The form below provides individual citizens and organizations with the opportunity to suggest a location for a tree planting project within Duval County that proposes to use funds from the City of Jacksonville Tree Protection and Related expenses Trust Fund. If a citizen or organization is interested in suggesting a planting location for the City to implement, then this form should be used.

Requirements to utilize this Program:

1. The location of the proposed planting must be:
 - a. In Duval County; and
 - b. On public property, such as a road right-of-way; a local, state or national park; Duval County School Board property, etc.

The following information must be provided:

1. Name/Title of Project: **Palmetto Leaves Regional Park Tree Planting**
2. Legal Name of Organization/Citizen Making Suggestion: **COJ Parks Maintenance**
3. Organization or Citizen Mailing Address: **214 N. Hogan St.**
4. Contact Phone Number: 255-7906 Email: kmcgovern@coj.net
5. Location/Address of Planting Project:
 - **11808 Fayal Dr.**
6. Has project information been shared with the Council Member of the district? **Yes**
7. Rationale for Project (include information about the public benefit of the project): **Trees to create a buffer at baseball fields from adjacent highway.**
8. Description of project:

Trees to create sound barrier from highway (295) adjacent to baseball fields and to deter vehicular access to areas within the park.

If a citizen/organization is interested in proposing a project that they want to administer and implement, a more comprehensive application (Level 3) can be found at the following link: <http://www.coj.net/departments/public-works/tree-commission>.

To Be Completed By City of Jacksonville/Public Works Staff Only

Level 2 - Community Organization Tree Planting Program Staff Checklist

Total number of trees to be installed 160 Project Title: PARNETTO LEAVES REGIONAL PARK ☒ Project is to be planted on Public Land

Total number of trees to be removed 0 ☒ Project is located in Duval County

Activity		Complete
1	The species of trees are appropriately located.	✓
2	The number and placement of trees is appropriate.	✓
3	Trees being planted are approved pursuant to the 'Tree Commission Approved Tree Planting List'.	✓
4	Shade Trees are preferred; if non-shade trees are proposed, the use is appropriated/acceptable.	✓
5	Less than 25% of the total species of trees being planted are palms.	✓
6	The planting will not interfere with utilities or sight line requirements.	✓
7	The project does not include incidental landscaping. If so, the applicant must justify the reason for its inclusion.	✓
8	Construction required? Yes <input type="checkbox"/> No <input checked="" type="checkbox"/> If yes, are costs reasonable?	✓
9	Irrigation installed? Yes <input type="checkbox"/> No <input checked="" type="checkbox"/> If yes, are costs reasonable?	✓
10	The cost of the species of trees selected do not outweigh the benefits of the trees.	✓
11	Low maintenance plants are utilized.	✓
12	Location of plant material and irrigation (if applicable) has minimum adverse impact over time on infrastructure such as walks and roads.	✓
13	Species of trees being planted are beneficial to the City's tree canopy.	✓
14	The project provides unique benefit to the neighborhood, Council District, or City.	✓
15	The project has been reviewed with and meets the needs of the requesting entity.	✓
16	The Councilmember has been notified of the project.	✓

COMMENTS:

Trees Presenting CONFLICT HAVE BEEN REMOVED FROM INITIAL SUBMITTAL

Potential Trees to Add to Approved Species List

(*Pinus echinata*) -Shortleaf Pine

Long lived shade tree

Range: Texas- Pennsylvania-Florida

Mature Height: 80-100 ft

Mature Spread: 30 ft

Growth Rate: Fast

Availability: Low especially at larger sizes

Drought Tolerance: High

Salt Tolerance: low

Light Requirements: Full sun to partial sun.

Native Origin: Native

Soil Drainage: Prefers somewhat moist to dry soil

Foliage: Evergreen



City of Jacksonville

Tree Commission

Financial Highlights

November 30, 2024

1. Combined Revenues Fiscal YTD are \$1.21 million compared to \$604 thousand on Nov-23. An increase of \$609 thousand year-on-year.
2. Combined Expenses YTD are \$409 thousand compared to \$615 thousand on Nov-23. A decrease of \$203 thousand year-on-year.
3. Combined Revenues for Nov-24 were \$646 thousand compared to \$195 thousand for Nov- 23, an increase of \$451 thousand. Meanwhile, expenses were \$248 thousand and \$391 thousand on Nov-24 and Nov-23, respectively.
4. Total unallocated funds were \$23.5 million for Nov- 24.

City of Jacksonville
Tree Commission
Financials Combined
Balance Sheet
November 30, 2024

Cash	37,088,913.38	
-------------	---------------	--

Accounts Payable	277,573.75	
Other Adjustments	1,331.85	

Fund Balance		
Beginning Fund Balance	36,005,665.60	
YTD Gain\Loss	804,342.18	
Adjusted Fund Balance	36,810,007.78	

Available Balance Calculation

Cash	37,088,913.38	Bank Funds
Less:		
AP	277,573.75	
Other Adjustments	1,331.85	
Funds Available	9,021,799.84	Appropriated Funds by City Council
Encumbrances (Open POs)	5,011,910.49	Appropriated and Allocated
Sub-Total Adjustments	14,312,615.93	

Unappropriated/Unallocated	22,776,297.45	
-----------------------------------	---------------	--

Appropriated/Unallocated *	749,177.92	Better Jacksonville Plan *
		Moved to County-Wide Tree Prog

Total Unallocated Funds	23,525,475.37	
--------------------------------	---------------	--

* Better Jacksonville funds were appropriated to
Activity 378 - County Wide Tree Prog Right of Way
Not in Ordinance Fund.

City of Jacksonville
Tree Commission
Financials Combined
Statement of Activity
November 30, 2024

	Actuals		Budget
	30-Nov	YTD	
Revenues			
Ordinance appropriation			530,506.00
Tree Mitigation Funds - Article 25	41,198.00	132,330.00	
Investment Pool Earnings	130,754.00	130,754.00	
Contributions From Private Sources	457,309.00	933,860.00	
Misc Sales and Charges	-	-	
Contribution-Loss Deductible	16,938.72	16,938.72	
Transfer from fund balance	-	-	
Total	646,199.72	1,213,882.72	530,506.00
Expenses			
Summarized expenses	248,718.95	409,540.54 *	13,344,305.70
Net	397,480.77	804,342.18	(12,813,799.70)

* Budget is comprised of current year budget and prior year carry forward.

City of Jacksonville
Tree Commission
Ordinance - 15304 - Tree Protection & Related Expenditures
Balance Sheet
November 30, 2024

<u>Equity in Pooled Cash</u>	26,711,755.25
-------------------------------------	---------------

<u>Accounts Payable</u>	277,573.75
--------------------------------	------------

<u>Other Adjustments</u>	1,331.85
---------------------------------	----------

Fund Balance

Beginning Fund Balance	25,690,481.90
------------------------	---------------

YTD Gain\Loss	<u>742,367.75</u>
---------------	-------------------

Adjusted Fund Balance	<u>26,432,849.65</u>
-----------------------	----------------------

Available Balance Calculation

Cash	26,434,181.50
------	---------------

Less:

AP	277,573.75
----	------------

Other Adjustments	1,331.85
-------------------	----------

Funds Available(Budget)	8,028,686.42
-------------------------	--------------

Encumbrances (Open POs)	<u>5,005,023.91</u>
-------------------------	---------------------

Sub-Total Adjustments	<u>13,312,615.93</u>
------------------------------	----------------------

Unappropriated/Unallocated	<u><u>13,121,565.57</u></u>
-----------------------------------	-----------------------------

City of Jacksonville
Tree Commission
Ordinance - 15304 - Tree Protection & Related Expenditures
Statement of Activity
November 30, 2024

	<u>30-Nov</u>	<u>YTD</u>	<u>Budget</u>
Revenues			
Ordinance appropriation			530,506.00
Tree Mitigation Funds - Article 25	6,498.00	8,550.00	
Investment Pool Earnings	93,614.40	93,614.40	
Contributions From Private Sources	457,309.00	933,860.00	
Misc Sales and Charges	-	-	
Contribution-Loss Deductible	16,938.72	16,938.72	
Total Revenue	<u>574,360.12</u>	<u>1,052,963.12</u>	<u>530,506.00</u>
Expenses			
Expenses (15304 & 15305)	279,657.16	310,595.37	13,344,305.70
Net	<u>294,702.96</u>	<u>742,367.75</u>	<u>(12,813,799.70)</u>

City of Jacksonville
Tree Commission
Charter - 15305- Tree Mitigation & Related Expenditures
Balance Sheet
November 30, 2024

<u>Equity in Pooled Cash</u>	10,377,158.13
------------------------------	---------------

<u>Accounts Payable</u>	-
-------------------------	---

<u>Fund Balance</u>	
Beginning Fund Balance 10/1/24	10,315,183.70
YTD Gain\Loss	<u>61,974.43</u>
Adjusted Fund Balance	<u>10,377,158.13</u>

Available Balance Calculation	
Cash	10,377,158.13
Less:	
AP	
Funds Available	993,113.42
Encumbrances (Open POs)	<u>6,886.58</u>
Sub-total	<u>1,000,000.00</u>

<u>Unappropriated/Unallocated</u>	<u><u>9,377,158.13</u></u>
-----------------------------------	----------------------------

City of Jacksonville
Tree Commission
Charter - 15305- Tree Mitigation & Related Expenditures
Statement of Activity
November 30, 2024

	Actuals		Budget
	30-Nov	YTD	
Revenues			-
Tree Mitigation Funds - Article 25	34,700.00	123,780.00	
Investment Pool Earnings	37,139.60	37,139.60	
	71,839.60	160,919.60	
Expenses			
Trust Fund Authorized Expenditures	98,945.17	98,945.17	-
Net	(27,105.57)	61,974.43	-

Month of: As of 10/31/2024

Ledger COJ PL - Modified Accrual

Fund 15304 Tree Protection & Related

Account	Description	Beginning Balance (USD)	Debits (USD)	Credits (USD)	Ending Balance (USD)
104001	Equity in Pooled Cash Account	28,405,516.94	117,885.12	16,049.92	28,507,352.14
104201	Cash - JP Accounts Payable	-133,413.00	0.00	0.00	-133,413.00
104206	Cash - JP General Deposit	-1,323,448.40	1,350,429.68	873,505.52	-846,524.24
104299	Bank Clearing	-527,070.43	866,173.52	735,801.63	-396,698.54
104998	Zero Invoice Clearing	-2,077.50	0.00	0.00	-2,077.50
104999	Cash Clearing	-416,883.61	0.00	0.00	-416,883.61
201101	Vouchers Payable Account	-308,622.27	886,506.76	855,458.24	-277,573.75
210101	Compensated Absences - Current Portion	-399.56	0.00	0.00	-399.56
210911	Compensated Absences - Long Term Portion	-932.29	0.00	0.00	-932.29
216101	Accrued Payroll Payable	-2,187.98	2,187.98	0.00	0.00
284101	Fund Balance - Unassigned Account	-25,690,481.90	0.00	0.00	-25,690,481.90
					-742,367.75
					-26,432,849.65
343750	Tree Mitigation Funds - Article 25	0.00	0.00	8,550.00	-8,550.00
361101	Investment Pool Earnings	0.00	0.00	93,614.40	-93,614.40
366020	Contributions From Private Sources	0.00	0.00	933,860.00	-933,860.00
369400	Contribution-Loss Deductible	0.00	0.00	16,938.72	-16,938.72
512010	Permanent and Probationary Salaries	0.00	11,061.10	1,931.73	9,129.37
514010	Salaries Overtime	0.00	522.31	0.00	522.31
521020	Medicare Tax	0.00	148.27	24.45	123.82
522070	Disability Trust Fund-ER	0.00	33.19	5.79	27.40
522130	GEPP Defined Contribution DC-ER	0.00	1,294.15	226.01	1,068.14
523010	Group Dental Plan	0.00	30.00	0.00	30.00
523030	Group Life Insurance	0.00	17.40	0.00	17.40
523040	Group Hospitalization Insurance	0.00	2,347.00	0.00	2,347.00
524001	City Employees Worker's Compensation	0.00	543.84	0.00	543.84
545020	General Liability Insurance	0.00	52.66	0.00	52.66
549006	Trust Fund Authorized Expenditures	0.00	684,970.44	388,237.01	296,733.43
Total for Fund 15304		0.00	3,924,203.42	3,924,203.42	-742,367.75

Month of: As of 10/31/24

Ledger**Fund** 15305 Tree Mitigation & Related Expense

Account	Description	Beginning Balance (USD)	Debits (USD)	Credits (USD)	Ending Balance (USD)
104001	Equity in Pooled Cash Account	8,515,013.70	53,417.60	0.00	8,568,431.30
104201	Cash - JP Accounts Payable	-2,295.00	0.00	0.00	-2,295.00
104206	Cash - JP General Deposit	1,802,465.00	123,780.00	16,278.00	1,909,967.00
104299	Bank Clearing	0.00	0.00	98,945.17	-98,945.17
201101	Vouchers Payable	0.00	98,945.17	98,945.17	0.00
284101	Fund Balance - Unassigned Account	-10,315,183.70	0.00	0.00	-10,315,183.70
					-61,974.43
					-10,377,158.13
343750	Tree Mitigation Funds - Article 25	0.00	0.00	123,780.00	-123,780.00
361101	Investment Pool Earnings	0.00	0.00	37,139.60	-37,139.60
549006	Trust Fund Authorized Expenditures	0.00	98,945.17	0.00	98,945.17
Total for		0.00	375,087.94	375,087.94	-61,974.43

10,377,158.13

End of Report

As of 11/30/2024

ew Budgetary Control Balances

rol Budget COJ Detail Budget

Saved Search

earch

Amount TypeYear to date

* Budget PeriodNov-24

Funds AvailableAll amounts

CurrencyUSD

* Fund15304

* CenterAll Center Values

* Account500000

* ProjectAll Project Values

* ActivityAll Activity Values

* InterfundAll Interfund Values

* FutureAll Future Values

SearchRe

et Balances

▼ 0

Fund	Center	Account	Project	Activity	Interfund	Future	Year to Date Period	Initial Budget	Budget Adjustments	Total Budget	Commitments	Obligations	Expenditures	Total Consumption	Funds Availab
15304	151004	549006	000000	00001316	00000	0000000	Nov-24	0.00	140,238.62	140,238.62	0.00	0.00	0.00	0.00	
15304	151004	549006	000000	00001623	00000	0000000	Nov-24	0.00	3,677,648.60	3,677,648.60	0.00	1,316,974.36	0.00	1,316,974.36	2
15304	151004	549512	000000	00000982	00000	0000000	Nov-24	0.00	363.81	363.81	0.00	0.00	0.00	0.00	
15304	151004	549521	000000	00000982	00000	0000000	Nov-24	0.00	330.42	330.42	0.00	0.00	0.00	0.00	
15304	151004	549533	000000	00000982	00000	0000000	Nov-24	0.00	0.50	0.50	0.00	0.00	0.00	0.00	
15304	151004	582001	000000	00000982	00000	0000000	Nov-24	0.00	1,600.00	1,600.00	0.00	0.00	0.00	0.00	
15304	154006	512010	000000	00000000	00000	0000000	Nov-24	70,315.00	-2,499.41	67,815.59	0.00	0.00	9,129.37	9,129.37	
15304	154006	514010	000000	00000000	00000	0000000	Nov-24	0.00	-3,655.79	-3,655.79	0.00	0.00	522.31	522.31	
15304	154006	521020	000000	00000000	00000	0000000	Nov-24	1,023.00	14.06	1,037.06	0.00	0.00	123.82	123.82	
15304	154006	522070	000000	00000000	00000	0000000	Nov-24	211.00	-7.53	203.47	0.00	0.00	27.40	27.40	
15304	154006	522130	000000	00000000	00000	0000000	Nov-24	8,227.00	-291.44	7,935.56	0.00	0.00	1,068.14	1,068.14	
15304	154006	523010	000000	00000000	00000	0000000	Nov-24	180.00	-330.00	-150.00	0.00	0.00	30.00	30.00	
Total								573,834.00	12,770,471.70	13,344,305.70	0.00	5,005,023.91	310,595.37	5,315,619.28	8,

	11/30/2024	10/31/2024	MoM Variance
Total Budget	13,344,305.70	13,357,035.00	(12,729.30)
Encumbrance	5,005,023.91	4,065,026.70	939,997.21
Available Funds	8,028,686.42	9,261,070.09	(1,232,383.67)

Review Budgetary Control Balances

Done

* Control Budget COJ Detail Budget

Saved Search

Search

Amount Type Year to date

* Budget Period Nov-24

Funds Available All amounts

Currency USD

* Fund 15305

* Center All Center Values

* Account 500000

* Project All Project Values

* Activity 00000378

* Interfund All Interfund Values

* Future All Future Values

Search Reset Save

Budget Balances

View Detach Wrap Transfer Budget 0

	Fund	Center	Account	Project	Activity	Interfund	Future	Year to Date Period	Initial Budget	Budget Adjustments	Total Budget	Commitments	Obligations	Expenditures	Total Consumption	Funds Available Amount
	15305	151004	549006	000000	00000378	00000	0000000	Nov-24	0.00	1,000,000.00	1,000,000.00	0.00	6,886.58	0.00	6,886.58	993,113.42
Total									0.00	1,000,000.00	1,000,000.00	0.00	6,886.58	0.00	6,886.58	993,113.42

Columns Hidden 10 Columns Frozen 8

	11/30/2024	10/31/2024	MoM Variance
Total Budget	1,000,000.00	1,000,000.00	-
Encumbrance	6,886.58	6,886.58	-
Available Funds	993,113.42	993,113.42	-

Review Budgetary Control Balances

Done

* Control BudgetCOJ Detail Budget▼

Saved Search▼

▲ Search

Amount TypeYear to date▼

* Budget PeriodNov-24▼

Funds AvailableAll amounts▼

CurrencyUSD

* Fund35101▼

* CenterAll Center Values▼

* Account500000▼

* ProjectAll Project Values▼

* Activity00000378▼


* InterfundAll Interfund Values▼

* FutureAll Future Values▼

SearchResetSave

Budget Balances

View ▼   Detach  Wrap Transfer Budget ▼  0

																
	Fund	Center	Account	Project	Activity	Interfund	Future	Year to Date Period	Initial Budget	Budget Adjustments	Total Budget	Commitments	Obligations	Expenditures	Total Consumption	Funds Available Amount
	35101	151004	561030	000000	00000378	00000	0000000	Nov-24	0.00	1,715,991.58	1,715,991.58	0.00	849,024.71	117,788.95	966,813.66	749,177.92
	Total								0.00	1,715,991.58	1,715,991.58	0.00	849,024.71	117,788.95	966,813.66	749,177.92

Columns Hidden 10 Columns Frozen 8

		11/30/2024	10/31/2024	MoM Variance
Total Budget		1,715,991.58	1,715,991.58	-
Encumbrance		849,024.71	370,456.98	478,567.73
Available Funds		749,177.92	1,345,534.60	(596,356.68)


City of Jacksonville
Tree Commission
Activity/Project Status as of 11 /30/2024

		Budget	Obligation	Expenditures	Funds Available
		11/30/2024	11/30/2024	11/30/2024	11/30/2024
151004-PWOD Tree Mitigation & Related Expenses - Conservation and Resource Manag	00000378-County-Wide Tree Prog-Remove - Replace	2,281,671.85	937,063.59	96,388.23	1,248,220.03
151004-PWOD Tree Mitigation & Related Expenses - Conservation and Resource Manag	00000541-Hammond Blvd Project	10,283.00	-	-	10,283.00
151004-PWOD Tree Mitigation & Related Expenses - Conservation and Resource Manag	00000982-Tree Protection & Related Expenses	2,294.73	-	-	2,294.73
151004-PWOD Tree Mitigation & Related Expenses - Conservation and Resource Manag	00001315-Level 2 Tree Planting Program	5,244,054.56	2,139,009.74	82,864.44	3,022,180.38
151004-PWOD Tree Mitigation & Related Expenses - Conservation and Resource Manag	00001316-Moncrief Rd Beautification Project	140,238.62	-	-	140,238.62
151004-PWOD Tree Mitigation & Related Expenses - Conservation and Resource Manag	00001623-Level 3 Tree Planting Program	3,677,648.60	1,316,974.36	-	2,360,674.24
		11,356,191.36	4,393,047.69	179,252.67	6,783,891.00
154006-PWML Tree Maintenance - Other Physical Environment	00000000-No Activity	575,299.44	351,493.92	131,342.70	92,462.82
	All Activity Values	575,299.44	351,493.92	131,342.70	92,462.82
154007-PWML 630-City Tree Planting Prog - Other Physical Environment	00000000-No Activity	2,412,814.90	267,368.88	-	2,145,446.02
	All Activity Values	2,412,814.90	267,368.88	-	2,145,446.02
		2,988,114.34			
		14,344,305.70	5,011,910.49	310,595.37	9,021,799.84
City - JTA Transprotation Project - Fund 35101					
151004-PWOD Tree Mitigation & Related Expenses - Conservation and Resource Manag	00000378-County-Wide Tree Prog-Remove - Replace	1,715,991.58	849,024.71	117,788.95	749,177.92
	Adjusted Totals	16,060,297.28	5,860,935.20	428,384.32	9,770,977.76


jaxtreemitigation.coj.net

HomeTree MitigationTree CommissionAbout

Welcome Guest (Visitor)Log in




TREE MITIGATION
CITY OF JACKSONVILLE






TREE REMOVAL PERMIT INFORMATION

Click here to search detailed information on Site Clearing and Tree Removal Permits. In reviewing tree removal information on a specific permit, for "B" permits click on the Spec 2 tab; for "L" permits click on the Tree Mitigation tab.



TREE FUND CITY PLANTING PROJECTS

Click here to search detailed information about City Tree Fund Planting Projects.



AVAILABLE FOR APPROPRIATION

15F (Ordinance): \$13,407,004.64

15N (Charter): \$7,976,103.30


Total: \$21,383,107.94



FILE AN ISSUE

Click here to report site clearing or tree removal without a permit, or to request tree maintenance on public property. In the CARE System, select "Tree Remove or Landscape Violation" from the dropdown.

Disclaimer: The AVAILABLE FOR APPROPRIATION information shown on this page is updated nightly from the City's financial records, but does not include any pending appropriations, or other financial transactions of the funds which have not been completed.



If you experience difficulty viewing or accessing the documents provided on this site, or navigating this application's table features, using any assistive technology please contact the Disabled Services Division at 904-630-4940 or 904-630-4933 (TTY) to request an accommodation.

© 2024 - Official City of Jacksonville and Duval County Government Website, All Rights Reserved.

Version: 1.0.0.6

14 of 14

AVAILABLE FOR APPROPRIATION (a)

15304 (15F)	Ordinance	\$ 13,152,903.03
15305 (15N)	Charter	\$ 7,986,655.30
		\$ 21,139,558.33

FY24 Revenues:

	15304 (15F)	15305 (15N)
October	\$ 426,299.91	\$ 48,368.70
November	\$ 60,714.00	\$ 30,685.00
December	\$ 222,544.56	\$ 65,191.49
January	\$ 162,331.63	\$ 57,325.88
February	\$ 1,272,241.65	\$ 39,706.27
March	\$ 355,939.11	\$ 142,970.84
April	\$ 437,057.38	\$ 114,816.07
May	\$ 498,969.05	\$ 116,474.24
June	\$ 277,145.24	\$ 62,006.36
July	\$ 575,491.91	\$ 124,329.19
August	\$ 473,477.12	\$ 259,575.22
September	\$ 859,003.34	\$ 128,993.97

FY25 Revenues:

October	\$ 478,603.00	\$ 89,080.00
November	\$ 574,360.12	\$ 71,839.60

FY24 Expenses:

	15304 (15F)	15305 (15N)
October	\$ 119,529.98	\$ -
November	\$ 392,524.81	\$ -
December	\$ 1,210,324.57	\$ -
January	\$ 568,415.76	\$ -
February	\$ 389,344.50	\$ -
March	\$ 502,833.85	\$ -
April	\$ 404,643.01	\$ -
May	\$ 428,409.97	\$ -
June	\$ 820,717.65	\$ -
July	\$ 389,709.43	\$ -
August	\$ 360,522.52	\$ -
September	\$ 360,843.20	\$ -

FY25 Expenses:

October	\$ 30,938.21	\$ -
November	\$ 279,657.16	\$ 98,945.17

	15304 (15F)	15305 (15N)
Funds Available (b)	\$ 7,880,872.57	\$ 2,369,431.93
Obligations (c)	\$ 4,477,305.13	\$ 31,622.87

THE BIG 4

<u>Title</u>	<u>Obligations</u>	<u>Funds Available</u>
Level 2 Tree Planting Program - Fund 15304 (d)	\$ 2,125,705.18	\$ 2,874,664.78
Level 2 Tree Planting Program - Fund 15305 (d)	\$ 24,736.29	\$ 1,376,318.54
Level 3 Tree Planting Program - Fund 15304 (d)	\$ 1,316,974.36	\$ 2,360,674.24
Remove/Replace - Fund 15304 (e)	\$ 601,483.83	\$ 255,106.61
Remove/Replace - Fund 35101 (e)	\$ 756,145.29	\$ 749,177.92
Remove/Replace - Fund 15305 (e)	\$ 6,886.58	\$ 993,113.42
630-CITY Tree Planting Program - Fund 15304 (e)	\$ 166,292.40	\$ 2,145,446.02

(a) jaxtreemitigation.coj.net

(b) total appropriated, but unobligated, funds

(c) purchase order(s) have been issued for these funds

(d) Tree Commission may make recommendations for these appropriations

(e) Public Works utilizes these appropriations

Prepared 12/16/24 LD

The City of Jacksonville has two separate laws that provide protection for certain trees and require mitigation for damage or removal of certain trees caused by the process of land development. Mitigation is required either through planting or replanting of a calculated amount of mitigation trees or through making a specified payment into the Tree Protection and Related Expenses Trust Fund codified by Sec. 111.760, Ordinance Code. These laws are Article 25 of the Charter of the City of Jacksonville and Chapter 656, Part 12, Subparts A & B of the Ordinance Code. Each provision has specific criteria for what is characterized as a "protected tree" and thus would require replacing through the development process of a site, or if a replacement is not made, how the "mitigation fee" is calculated for removal of trees without replacement. The mitigation fee that is paid by developers who are unable to replace the trees destroyed during construction, as required by both provisions, is placed in the Tree Protection and Related Expenses Trust Fund. Moreover, funds received from application of the Charter are held in Fund 15305 and funds received from application of the Ordinance Code are held in the Fund 15304.

Jacksonville Tree Commission

Available Funds Summary (as of December, 2024)

	Nov-24	Dec-24
15F Ordinance Funds Available for Council Appropriation (a)	\$12,891,960.53	\$13,151,511.89
Allocated for Remove and Replace to Public Works (b)	\$2,558,988.91	\$1,784,424.49
Allocated for 630-City to Public Works (c)	\$2,245,704.82	\$2,145,446.02
Available for Level 2 Allocation by Tree Commission (d)	\$4,358,490.27	\$4,358,490.27
Available for Level 3 Allocation by Tree Commission (e)	\$3,571,920.45	\$2,360,674.24
Total Allocated to PW for 630-City and Remove & Replace (b) + (c)	\$4,804,693.73	\$3,929,870.51
Total Available for Allocation by Tree Commission (d) + (e)	\$7,930,410.72	\$6,719,164.51
15N Charter Funds Available for Council Appropriation (f)	\$7,837,692.43	\$7,915,270.44
BJP Tree Mitigation Dollars available for Council Appropriation (g)	\$0.00	\$0.00
Total Avail for Appropriation by Council (a) + (f) + (g)	\$20,729,652.96	\$21,066,782.33
Total Avail for Allocation by Tree Commission (d) + (e)	\$7,930,410.72	\$6,719,164.51
Total Funds Not Obligated	\$28,660,063.68	\$27,785,946.84

Encumbered Funds Summary (as of December 2024)

	Nov-24	Dec-24
Obligated Level 2 Proj Funds	\$2,232,961.58	\$2,014,797.71
Obligated Level 3 Proj Funds	\$105,728.15	\$1,316,974.36
Total Funds Obligated	\$2,338,689.73	\$3,331,772.07

Since 2017

15F Remove and Replace

15304 Ordinance Funds Available for Appropriation: As of 12/01/2024 there is \$13,151,511.89

Appropriated	Date	Project	Purchase Order Amount	Date	Remainder	Status
\$300,000.00	Nov-18					
\$2,000,000.00	Nov-19					
\$2,000,000.00	Apr-21					
\$4,000,000.00	Dec-22					
		Remove and Replace	\$1,250,000.00	11/18/2020	\$9,971.51	Open
		8th Street	\$37,078.00	7/8/2022	\$1,854.00	Open
		Round 13	\$14,300.00	1/17/2023	\$715.00	Open
		Parks Replacement (FY23)	\$336,365.00	4/24/2023	\$880.00	Open
		Round 18	\$49,650.00	9/15/2023	\$11,254.00	Open
		Parks R&R Removals	\$700,000.00	11/3/2023	\$190,224.71	Open
		PWML R&R Removals	\$1,000,000.00	11/3/2023	\$83,022.05	Open
		Parks Replacement (FY24)	\$500,000.00	11/27/2023	\$143,100.00	Open
		Round 19	\$52,900.00	11/15/2023	\$5,290.00	Open
		Baymeadows R&R	\$169,819.05	12/21/2023	\$25,472.86	Open
		Round 20	\$63,000.00	1/19/2024	\$12,600.00	Open
		Old Saint Augustine R&R	\$55,877.46	2/14/2024	\$8,381.62	Open
		Round 22	\$27,425.81	3/6/2024	\$5,485.16	Open
		Fort Caroline R&R	\$185,252.23	3/28/2024	\$37,050.45	Open
		2024-03	\$90,400.00	5/2/2024	\$18,080.00	Open
		Greenland Road R&R	\$101,044.45	5/8/2024	\$20,208.89	Open
		2024-04	\$108,600.00	5/14/2024	\$108,600.00	Open
\$8,300,000.00	Total	Total	\$8,675,123.36	Total	\$682,190.35	
				Available for 15F Remove and Replace Allocation	\$220,340.89	

Definitions of Terms

Available for Appropriation- Requires City Council Approval

Allocated- Already been approved by City Council/Tree Commission and MBRC approved funds

Obligation- Funds have been assigned to a project and a purchase order has been issued

Green fill indicates amount available in pool of money

Orange fill indicated total money for column

Since 2017

15N Remove and Replace

15305 Charter Funds Available for Appropriation: As of 12/01/2024 there is \$7,915,270.44

Appropriated	Date	Project	Purchase Order Amount	Date	Remainder	Status
\$1,000,000.00	Jun-24					
		Gator Bowl R&R	\$6,886.58	10/28/2024	\$6,886.58	Open
\$1,000,000.00	Total	Total	\$6,886.58	Total	\$6,886.58	
					Available for 15N Remove and Replace Allocation	\$993,113.42

Definitions of Terms

Available for Appropriation- Requires City Council Approval

Allocated- Already been approved by City Council/Tree Commission and MBRC approved funds

Obligation- Funds have been assigned to a project and a purchase order has been issued

Green fill indicates amount available in pool of money

Orange Fill indicated total money for column

Since 2017

BJP Remove and Replace

Better Jacksonville Plan- Tree Mitigation Dollars available for Appropriation: As of 12/01/2024 there is \$0

Appropriated	Date	Project	Purchase Order Amount	Date	Remainder	Status
\$1,717,826.00	Jun-24					
		Courthouse R&R	\$2,295.54	8/9/2024	459.12	Open
		Main Street R&R	\$369,995.86	8/9/2024	\$73,999.17	Open
		Shindler and Rampart R	\$74,564.42	11/15/2024	\$14,912.88	Open
		Parks Remove and Replace Removals	\$300,000.00	12/3/2024	\$300,000.00	Open
		PWML Remove and Replace Removals	\$400,000.00	12/3/2024	\$400,000.00	Open
\$1,717,826.00	Total	Total	\$1,146,855.82	Total	\$789,371.17	
					Available for BJP Remove and Replace Allocation	\$570,970.18

Definitions of Terms

Available for Appropriation- Requires City Council Approval

Allocated- Already been approved by City Council/Tree Commission and MBRC approved funds

Obligation- Funds have been assigned to a project and a purchase order has been issued

Green fill indicates amount available in pool of money

Orange Fill indicated total money for column

Since 2017

630-City

15304 Ordinance Funds Available for Appropriation: As of 12/01/2024 there is \$13,151,511.89

Appropriated	Date	Project	Purchase Order Amount	Date	Remainder	Status
\$200,000.00	Nov-18					
\$1,600,000.00	Aug-19					
\$2,000,000.00	Nov-21					
\$2,000,000.00	Dec-22					
		630-City Round 20	\$129,681.60	12/4/2023	\$25,936.32	Open
		630-City Round 21	\$74,140.80	2/2/2024	\$14,828.16	Open
		630-City Round 22	\$126,345.60	6/28/2024	\$25,269.12	Open
		630-City Round 23	\$100,258.80	11/22/2024	\$100,258.80	Open
\$5,800,000.00	Total	Total	\$4,709,068.02	Total	\$166,292.40	
				Available for 630-City Allocation	\$2,145,446.02	

Definitions of Terms

Available for Appropriation- Requires City Council Approval

Allocated- Already been approved by City Council/Tree Commission and MBRC approved funds

Obligation- Funds have been assigned to a project and a purchase order has been issued

Green fill indicates amount available in pool of money

Orange Fill indicated total money for column

Since 2017

15F Level 2

15304 Ordinance Funds Available for Appropriation: As of 12/01/2024 there is \$13,151,511.89

Appropriated	Date	Project	Allocation	Date	Purchase Order Amount	Date	Remainder	Status
\$1,000,000.00	Feb-19							
\$2,000,000.00	Jan-20							
\$2,000,000.00	Jan-21							
\$2,000,000.00	Aug-21							
\$8,000,000.00	Jun-22							
		Park Street Rd Diet	\$399,526.00	6/16/2021	\$399,526.00	8/24/2021	\$399,526.00	On Hold
		Jarboe Park	\$145,918.00	12/15/2021	\$145,918.00	1/24/2022	\$7,295.90	Open
		Hanna Park	\$268,584.80	6/13/2022	\$268,584.80	8/15/2022	\$13,428.44	Open
		Saint Johns Bluff Rd	\$388,238.50	7/20/2022	\$388,238.50	8/29/2022	\$38,823.84	Open
		Collins Road	\$338,265.00	9/21/2022	\$338,265.00	11/23/2022	\$16,913.25	Open
		College Street Parking Medians	\$13,019.00	11/16/2022	\$13,019.00	12/21/2022	\$650.95	Open
		Airport Center Drive East	\$153,643.00	11/16/2022	\$153,643.00	12/29/2022	\$23,046.45	Open
		GoldStar Phase 2	\$2,300,000.00	12/21/2022	\$1,141,500.00	7/14/2023	\$228,300.00	Open
		Fort Caroline Rd						
		Pond	\$61,479.00	2/15/2023	\$61,479.00	3/21/2023	\$6,147.90	Open
		Kernan BLVD N	\$591,059.00	2/15/2023	\$591,059.00	3/23/2023	\$59,105.90	Open
		Price Park	\$27,216.00	4/19/2023	\$27,216.00	5/11/2023	\$2,721.60	Open
		Amelia View Phase 2	\$62,370.00	4/19/2023	\$62,370.00	5/11/2023	\$9,355.50	Open
		Parks Northwest Districts	\$321,440.00	4/19/2023	\$321,440.00	6/6/2023	\$64,288.00	Open
		Fletcher and Hollywood Park	\$33,100.00	5/17/2023	\$33,100.00	6/27/2023	\$1,100.00	Open
		Gator Bowl	\$41,185.00	7/19/2023	\$41,185.00	8/10/2023	\$6,177.75	Open
		Westside Parks	\$402,600.00	7/19/2023	\$402,600.00	10/4/2023	\$161,040.00	Open
		7th Street E	\$88,355.00	8/16/2023	\$88,355.00	9/14/2023	\$8,835.50	Open
		District 7 and 10 Corridors	\$75,451.50	9/20/2023	\$75,451.50	11/1/2023	\$15,090.30	Open
		Hodges Blvd	\$137,667.34	10/18/2023	\$137,667.34	12/14/2023	\$20,650.10	Open
		Sheffield Park	\$126,500.00	10/18/2023	\$126,500.00	1/10/2024	\$25,300.00	Open
		Lift Ev'ry Voice and Sing Park	\$223,335.00	11/15/2023	\$223,335.00	1/10/2024	\$89,334.00	Open

15F Level 2

15304 Ordinance Funds Available for Appropriation: As of 12/01/2024 there is \$13,151,511.89

Appropriated	Date	Project	Allocation	Date	Purchase Order Amount	Date	Remainder	Status
		Northbank Riverwalk Phase 2	\$76,642.50	1/17/2024	\$76,642.50	4/2/2024	\$30,657.00	Open
		Parks Senior and Community Centers	\$172,450.00	1/17/2024	\$172,450.00	4/2/2024	\$68,980.00	Open
		Southern S-Line Enhancement	\$131,600.00	1/17/2024	\$131,600.00	4/2/2024	\$52,640.00	Open
		McGirts Creek Preserve Restoration (Planting)	\$182,750.00	1/17/2024	\$182,750.00	4/2/2024	\$182,750.00	Open
		McGirts Creek Preserve Restoration (Consulting)	\$82,250.00	1/17/2024	\$82,250.00	8/23/2024	\$82,250.00	Open
		Various Parks	\$136,800.00	4/17/2024	\$136,800.00	5/29/2024	\$54,720.00	Open
		Alden Road	\$76,282.56	6/28/2024	\$76,282.56	7/11/2024	\$15,256.51	Open
		JTA Bus Stops Phase 1	\$34,533.86	7/17/2024	\$34,533.86	9/10/2024	\$6,906.77	Open
		State Street Plan	\$298,769.36	9/18/2024	\$298,769.36	10/31/2024	\$298,769.36	Open
\$15,000,000.00	Total	Total	\$13,774,289.89	Total	\$11,475,148.58	Total	\$1,990,061.42	
			Available for 15F Level 2 Allocation		\$2,982,171.73			

Definitions of Terms

Available for Appropriation- Requires City Council Approval

Allocated- Already been approved by City Council/Tree Commission and MBRC approved funds

Encumbered- Funds have been assigned to a project and a purchase order has been issued

Green fill indicates amount available in pool of money

Orange fill indicated total money for column

Since 2017

15N Level 2

15305 Charter Funds Available for Appropriation: As of 12/01/2024 there is \$7,915,270.44

Appropriated	Date	Project	Allocation	Date	Purchase Order Amount	Date	Remainder	Status
\$1,500,000.00	Jun-24							
		Gate Parkway	\$123,681.46	7/17/2024	\$123,681.46	10/24/2024	\$24,736.29	Open
\$1,500,000.00	Total	Total	\$123,681.46	Total	\$123,681.46	Total	\$24,736.29	
								Available for 15N Level 2 Allocation
								\$1,376,318.54

Definitions of Terms

Available for Appropriation- Requires City Council Approval

Allocated- Already been approved by City Council/Tree Commission and MBRC approved funds

Encumbered- Funds have been assigned to a project and a purchase order has been issued

Green fill indicates amount available in pool of money

Orange Fill indicated total money for column

Since 2017

Level 3

15304 Ordinance Funds Available for Appropriation: As of 12/01/2024 there is \$13,151,511.89

Appropriated Date	Project	Allocation	Date	Purchase Order Amount	Date	Remainder	Status
\$1,000,000.00	May-20						
\$1,000,000.00	Dec-22						
\$2,000,000.00	Jun-24						
	Jax Zoo	\$209,190.35	3/4/2021	\$209,190.35	10/27/2021	\$105,728.15	Open
	RiversEdge	\$1,211,246.21	3/20/2024	\$1,211,246.21	11/18/2024	\$1,211,246.21	Open
\$4,000,000.00	Total	\$1,662,035.56	Total	\$450,749.35	Total	\$1,316,974.36	
				Available for Level 3 Allocation		\$2,360,674.24	

Definitions of Terms

Available for Appropriation- Requires City Council Approval

Allocated - Already been approved by City Council/Tree Commission and MBRC approved funds

Obligation - Funds have been assigned to a project and a purchase order has been issued

Green fill indicates amount available in pool of money

Orange Fill indicated total money for column

ACTIVE CITY OF JACKSONVILLE LEVEL 2 TREE PLANTING PROJECTS

ATTACHMENT F

Visit <https://pg-cloud.com/JacksonvilleFL/> for City of Jacksonville Tree Project Maps

Visit jaxtreemitigation.coj.net - Tree Fund City Projects for links to legislation and planting details

	Requesting Entity	Project Scope	Tree Commission Approval Date	Status	Allocated Amount	Contract/Warranty
	Jarboe Park	Trees along play areas and trails of Jarboe Park. 76 trees	Dec-21	Installation Complete	\$145,918.00	Liberty 2/yr
	District 7 Parks	55 trees.	Mar-22	Installation Complete	\$106,000.00	Greenway/1yr
	District 5 Parks	195 Trees	Mar-22	Installation Complete	\$452,600.00	Greenway/1yr
	Hanna Park	106 trees	Jun-22	Installation Complete	\$264,584.80	Liberty 2/yr
	Saint Johns Bluff Road	Trees along Median. 189 trees	Jul-22	Installation Complete	\$388,238.50	Liberty 2/yr
	Collins Road	Trees along median. 183 trees	Sep-22	Installation Complete	\$338,265.00	Liberty 2/yr
	Airport Center Drive E	Trees along median. 76 trees	Nov-22	Installation Complete	\$153,643.00	Liberty 2/yr
	College Street Parking Islands	Trees in Parking Islands, 4 trees.	Nov-22	Installation Complete	\$13,019.00	Liberty 2/yr
	Gold Star Family Memorial Highway Phase 2	Trees within retention ponds and right of way. 1218 trees	Dec-22	Installation Complete	\$2,300,000.00	To Bid 2/yr
	Fort Caroline Road Pond	Trees within retention pond. 34 trees	Feb-23	Installation Complete	\$61,479.00	Liberty 2/yr
	Kernan Blvd N	Trees within Right of way and Median- 276 trees	Feb-23	Installation Complete	\$591,059.00	Liberty 2/yr
	Price Park	Trees within Right of way. 13 trees	Apr-23	Installation Complete	\$27,216.00	Liberty 2/yr
	Amelia View Phase 2	Trees within Right of Way. 34 trees	Apr-23	Installation Complete	\$62,370.00	Liberty 2/yr
	Northwest Parks	Trees in parks. 202 trees	Apr-23	Installation Complete	\$321,440.00	Greenway/1yr
	Fletcher and Hollywood Park	Trees in park. 21 trees	May-23	Installation Complete	\$33,100.00	Greenway/1yr
	GatorBowl	Trees in Median. 8 trees	Jul-23	Installation Complete	\$41,185.00	Liberty/2yr
	Westside Parks Level 2	Trees in Parks (242 trees)	Aug-23	Installation Complete	\$402,600.00	Greenway/1yr
	7th Street East	Trees in right of way (42 trees)	Aug-23	Installation Complete	\$41,185.00	Liberty/2yr
	District 7 and 10 Corridors	Trees in right of way (39 trees)	Sep-23	Installation Complete	\$75,451.50	Liberty/2yr
	Hodges Blvd Level 2	Trees in Median (59 trees)	Oct-23	Installation Complete	\$137,667.34	Liberty/2yr
	Sheffield Park Level 2	In park (86 trees)	Oct-23	Installation Complete	\$126,500.00	Greenway/1yr
	McGirts Creek Restoration Level 2	In Preserve (12,000 saplings)	Jan-24	Scheduling	\$182,750.00	Greenway/no warranty
	Lift Ev'ry Voice and Sing Park Level 2	In Park (90 trees)	Nov-24	Installation Complete	\$233,335.00	Greenway/1yr

ACTIVE CITY OF JACKSONVILLE LEVEL 2 TREE PLANTING PROJECTS

ATTACHMENT F

Visit <https://pg-cloud.com/JacksonvilleFL/> for City of Jacksonville Tree Project Maps

Visit jaxtreemitigation.coj.net - Tree Fund City Projects for links to legislation and planting details

	Requesting Entity	Project Scope	Tree Commission Approval Date	Status	Allocated Amount	Contract/Warranty
	Northbank Riverwalk Phase 2	36 trees	Jan-24	Installation Complete	\$76,642.50	Greenway/1yr
	Parks Senior and Community Centers	81 trees	Jan-24	Installation Complete	\$172,450.00	Greenway/1yr
	Southern S-Line Enhancement	140 trees along S-line	Jan-24	Installation Complete	\$131,600.00	Greenway/1yr
	Various Parks	98 Trees in Parks	Apr-24	Installation Complete	\$136,800.00	Greenway/1yr
	Alden Road	41 Trees along ROW	May-24	Installation Complete	\$76,282.56	Liberty 2/yr
	Gate Parkway	49 Trees in median and ROW	Jul-24	Installation Complete	\$123,681.46	Liberty 2/yr
	JTA Bus Stops Phase 1	11 trees in ROW	Jul-24	Installation Complete	\$34,533.86	Liberty 2/yr
	Merrill Road	4 trees in median	Nov-24	Ongoing	\$7,998.33	Liberty 2/yr
	Murray Hill	14 trees in ROW	Nov-24	Ongoing	\$33,119.53	Liberty 2/yr
	Gonzales Park	within park boundaries 50 trees	Nov-24	Ongoing	\$106,397.74	Liberty 2/yr
	Glynlea Park	within park boundaries 64 trees	Nov-24	Ongoing	\$81,000.00	Greenway/ 1yr
	Julington Durbin Preserve	within park boundaries 41 trees	Nov-24	Ongoing	\$52,950.00	Greenway/ 1yr
	Backridge Park	within park boundaries 34 trees	Nov-24	Ongoing	\$51,575.00	Greenway/ 1yr
	Walter Anderson Park	within park boundaries 7 trees	Nov-24	Ongoing	\$10,700.00	Greenway/ 1yr
	Genovar Park	within park boundaries 42 trees	Nov-24	Ongoing	\$56,900.00	Greenway/ 1yr
	Greenland Park	within park boundaries 59 trees	Nov-24	Ongoing	\$86,475.00	Greenway/ 1yr
	Touchton Rd Park	within park boundaries 63 trees	Nov-24	Ongoing	\$85,400.00	Greenway/ 1yr
	Maxville Park	within park and city property boundaries 94 trees	Nov-24	Ongoing	\$219,325.00	Greenway/ 1yr
	Black Island Hammock Park	within park boundaries 60 trees	Nov-24	Ongoing	\$94,150.00	Greenway/ 1yr

Completed CITY OF JACKSONVILLE LEVEL 2 TREE PLANTING PROJECTS

ATTACHMENT B

Visit <https://pg-cloud.com/JacksonvilleFL/> for City of Jacksonville Tree Project Maps
Visit jaxtreemitigation.coj.net - Tree Fund City Projects for links to legislation and planting details

Requesting Entity	Project Scope	Tree Commission Approval Date	Status	Approp.	Obligated	Contract/Warranty
Executive Director, Tree Hill Nature Center	22 trees requested in Tree Hill amphitheater parking area; site plan complete; no removals required; ready for review pending cost estimate per new countywide tree planting contract.	May-19	Complete	\$21,472.80	\$21,472.80	Liberty 3/mos
Sheffield Elementary School PTA President	10 Trees requested to provide shade for existing play area/field at Sheffield Elementary School; site visit complete - pending design and review.	May-19	Complete	\$20,414.48	\$20,414.48	Davey -1/yr
San Marco Preservation Society and Greenscape, San Marco Tree Planting	102 Trees requested in city right of ways within District 5, includes removal of damaged/diseased trees; site evaluation scheduled	Jun-19	Complete	\$247,749.52	\$247,749.52	Davey -1/yr
Kensington Association HOA Director	54 trees requested within Kensington Lakes city right of ways along Kensington Gardens Blvd. and Kensington Lakes Dr to replace trees lost due to storm damage/disease; may include removals. Planting Plan pending.	Aug-19	Complete	\$124,202.62	\$124,202.62	Davey -1/yr
S-Line Biodiversity Corridor Tree Planting	Installation of 25 trees throughout the S-Line Trail Biodiversity Corridor. This will offer additional tree canopy and shade to the trail.	Aug-19	Complete	\$30,949.40	\$30,949.40	Liberty 3/mos
City Cemetery - citizen request	18 Trees in right of ways on Ionia St. and Jessie St.	Dec-19	Complete	\$41,350.50	\$41,350.50	Liberty 2/yr
Baymeadows East Association Tree Planting	119 Trees in right of ways and medians on Baymeadows East and Fort Family Regional Park	Dec-19	Complete	\$284,900.07	\$284,900.07	Davey -1/yr
Cathedral District Tree Planting	50+ trees requested as Cathedral District (CD7) tree planting, may include removal of damaged/diseased trees. City right of way tree plantings within general proximity but not limited to State St to Catherine St. to Main St. to Adams St.; site evaluation scheduled	Jan-20	Complete	\$120,371.14	\$120,371.14	Liberty 2/yr
Yates Building - Cultural Council of Greater Jacksonville	8 Trees to be installed around renovated fountain at building entrance	Jan-20	Complete	\$38,312.00	\$38,312.00	Liberty 2/yr
Ed Austin Park Tree Planting/Resident request	115 Trees in right of ways around and within Willowbranch Park	Jun-20	Complete	\$214,822.00	\$214,822.00	Liberty 2/yr
Neptune Beach/Residential requests - City of Neptune	Trees within residential Right of Ways - 47 trees	Jul-20	Complete	\$55,490.00	\$55,490.00	Liberty 3/mos
Nathan Krestul Park - Friends of Krestul Park	Trees within Park - 34 trees	Jul-20	Complete	\$63,423.00	\$63,423.00	Liberty 2/yr

Completed CITY OF JACKSONVILLE LEVEL 2 TREE PLANTING PROJECTS

ATTACHMENT B

Visit <https://pg-cloud.com/JacksonvilleFL/> for City of Jacksonville Tree Project Maps
Visit jastreemitigation.coj.net - Tree Fund City Projects for links to legislation and planting details


Requesting Entity	Project Scope	Tree Commission Approval Date	Status	Approp.	Obligated	Contract/Warranty
Alexandria Oaks Park/SMPS and Bolles School request	Trees within Park - 15 trees	Jul-20	Complete	\$28,593.00	\$28,593.00	Liberty 2/yr
Huntington Forest Park/Resident request to CM	Trees along Park Right of Way - Buffer - 15 trees	Jul-20	Complete	\$28,026.00	\$28,026.00	Liberty 2/yr
Canopy Place Tree Planting/resident request	Installation of 40 trees in city right of ways and medians to provide additional tree canopy, sound buffer and screening.	Oct-20	Complete	\$117,483.97	\$117,483.97	Davey -1/yr
Sunrise Ridge/resident request	Installation of 40 tree in city right of ways to increase tree canopy as well screening and buffer from adjacent highway.	Oct-20	Complete	\$107,316.52	\$107,316.52	Davey -1/yr
Jacksonville Beach Golf Park/Jax Beach	Installation of 156 trees in city golf course park to increase tree canopy, create screening, and attract wildlife.	Nov-20	Complete	\$147,562.80	\$147,562.80	Liberty 3/mos
Freedom Park/CM & Parks	Trees within newly established park (irrigated) - 38 trees	Dec-20	Complete	\$38,548.00	\$38,548.00	Liberty 3/mos
Blue Cypress Park Restoration/Parks	Trees within park - field restoration - 157 trees	Mar-21	Complete	\$187,154.40	\$187,154.40	Liberty 1/yr
Atlantic Beach/City of Atlantic Beach Phase 2	Trees within Atlantic Beach residential Right of Ways and Parks - 133 trees	May-21	Complete	\$164,404.80	\$164,404.80	Liberty 3/mos
Cobblestone Homeowners Association/residential requests/HOA	Installation of 105 trees in city right of ways and medians to provide additional tree canopy, sound buffer and screening.	Jun-20	Complete	\$192,922.00	\$192,922.00	Liberty 2/yr

City of Jacksonville
Parks and Preserves

Tree Plantings 2023-2024


Plantings and Funding approved through City of Jacksonville Tree Commission and Tree Mitigation Fund.

Note: All trees installed with minimum 1-year maintenance/warranty



COJ Parks Tree Plantings 2023

1,127 Trees Planted in COJ
Parks and Preserves -
2023



2023 Parks Tree Plantings District 7

- Springfield Dog Park
- Catherine Hester McNair Park
- A. Phillip Randolph Park
- Longbranch Park



55 Trees installed

2023 Parks Tree Plantings – District 5

200 Trees Installed



- Crabtree Park
- Verona Park
- Pine Forest Park
- Earl Johnson Park
- Brown Whately Park
- Angelina Danese Park
- G.E.N. A. Park
- Joe Davis Park
- San Jose Park
- Lillian Saunders Com. Ctr.
- Cuba Hunter Park
- Camp Tomahawk Park
- Bishop Circle Park
- Inwood Terrace Pond
- Huguenot Park





2023 Parks Tree Plantings Northwest District

- Garden City Park
- Panama Park
- Rolliston Park
- Flossie Brunson Park
- Edwards Park
- Grunthal Park
- Dinsmore Park
- Raymond E. Davis Park
- Edgewood Park #3
- Regeneration Park
- Marion Park
- Johnnie Walker Park
- Scott Park
- Simonds-Johnson
- Stockton Park



202 Trees Installed

2023 Parks Tree Plantings

Westside Parks

- · Mallison Park
- · Hammond Park
- · Wigmore Park
- · Concord Park
- · Carvill Park
- · Beverly Hills Park
- · Charles Boobie Clark Park
- · J. Gardner 'Nip' Sams Park
- · Ryder Park
- · Cisco Gardens Park
- · Thomas Jefferson Park.
- · Wiley Road Park
- · John D. Liverman Park
- · Lem Merrett
- · Ringhaver Park
- · Lew Brantley Park
- · Dinsmore Community Center and Park
- · Wheat Road Park
- · May Mann Jennings Park




250 Trees Installed

2023 Parks Tree Plantings Fletcher Park



20 Trees Installed

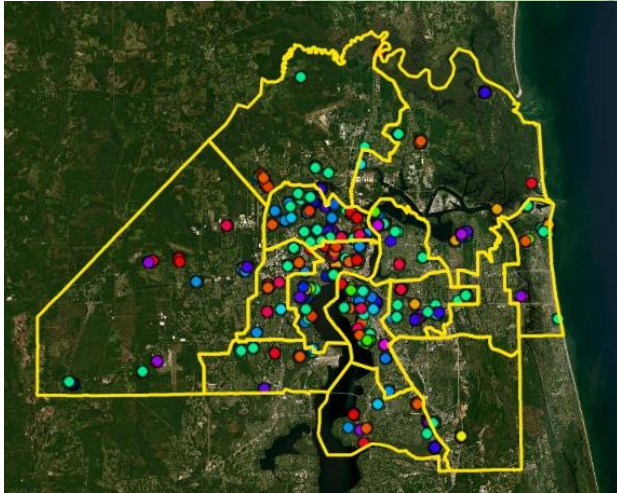


COJ Parks Remove/Replace Program

Approximately 400 Dead,
dying, diseased, or hazardous
trees removed and replaced in
parks and preserves in 2023.



COJ Parks Tree Plantings 2024



Council Districts



916 Trees Planted in COJ
Parks and Preserves -
2024



2024 Sheffield Regional Park

86 Trees installed

2024 Lift Ev'ry Voice and Sing


Project Coordination with
HOOD Design Studio

91 Trees installed



2024 Northbank Riverwalk Phase 2

30 Trees installed





2024 Senior Centers and Community Centers

116 Trees installed



- • Leroy Clemons
- • Bennie Furlong
- • Jim Fortuna
- • Ringhaver
- • Mayport
- Ribault River Reserve

2024 City of Jacksonville Parks & Preserves - Various

98 Trees installed



- Ribault Scenic Drive Park
- Edgewood Park #1
- Thomas Creek – Pine Trailhead
- Sal Taylor Preserve
- Northwestern Legends School



2024 S-Line

Project Coordination with Groundwork
Jacksonville from Myrtle Ave. to Boulevard St.



139 Trees installed

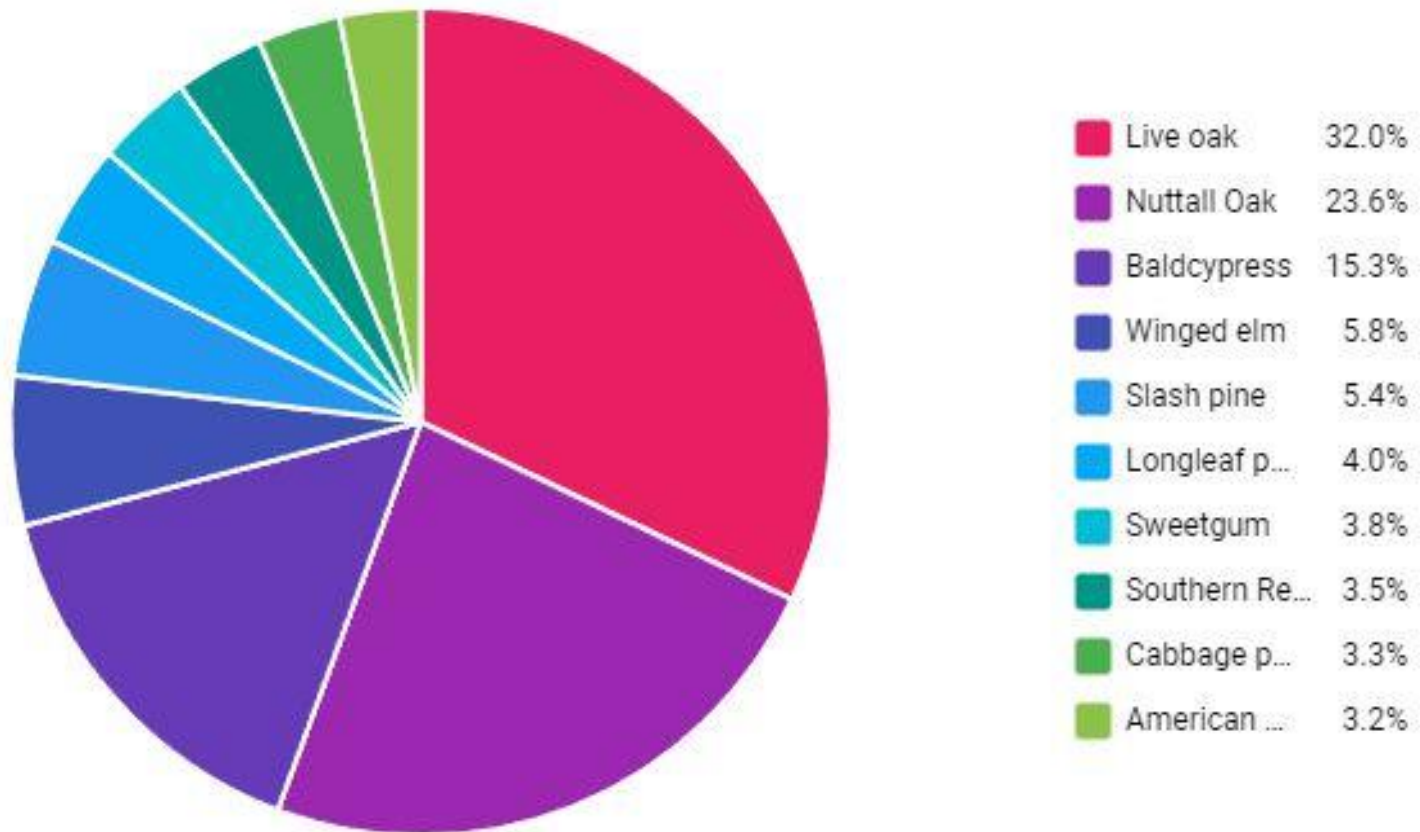


COJ Parks Remove/Replace Program

Approximately 356 Dead, dying, diseased, or hazardous trees removed and replaced in parks and preserves in 2024.



Plantings by Species



City of Jacksonville Parks Tree Installation 2023-2024
CP-0459-22

Date Added	Partner Organization	Program	Project Name	No. of Trees	No. Replaced ; Final Inspection Complete	Average Cost Per Tree	Total Project Cost	No. of Trees Replaced (Out of Warranty)
2/22/2022	COJ Parks	Level 2 Tree Planting	District 7 Tree Planting	55	8	\$1,700	\$ 94,000.00	0
3/24/2022	COJ Parks	Level 2 Tree Planting	District 5 Tree Planting	200	6 (1 Vandalism)	\$1,400	\$ 294,375.00	0
6/24/2022	COJ Parks	Level 2 Tree Planting	Northwest District	202	8	\$1,590	\$ 321,440.00	0
5/2/2023	COJ Parks	Level 2 Tree Planting	Fletcher Park - Level 2 Tree Planting	20	0	\$1,100	\$ 33,100.00	0
5/30/2023	COJ Parks	Parks Remove and Replace	Parks Replacement - Remove Replace Rounds 1-2	154	16 (1 Vandalism)	\$1,173	\$ 180,680.00	0
5/30/2023	COJ Parks	Parks Remove and Replace	Parks Replacement - Remove Replace Rounds 3-7	502	Rd. 3 Final Inspection In Progress	\$1,250	\$ 382,481.00	
7/14/2023	COJ Parks	Level 2 Tree Planting	Westside Tree Planting	250	Final Inspection In Progress	\$1,610	\$ 402,800.00	
1/6/2023	COJ Parks	Level 2 Tree Planting	Northbank Riverwalk Phase 2	30		\$1,526	\$ 76,642.50	
10/3/2023	COJ Parks	Level 2 Tree Planting	Sheffield Regional Park Level 2 Tree Planting	86		\$1,470	\$126,500.00	
12/28/2023	COJ Parks	Level 2 Tree Planting	McGirts Preserve Restoration	12,000 saplings	Scheduling Project	\$15.00	\$265,000.00 (\$182,750.00)	
1/9/2024	COJ Parks	Level 2 Tree Planting	Southern S-Line Enhancement Project	139		\$940	\$ 131,600.00	
1/5/2024	COJ Parks	Level 2 Tree Planting	Lift Ev'ry Voice & Sing Level 2	91		\$1,983	\$233,335.00	
1/9/2024	COJ Parks	Level 2 Tree Planting	Parks Senior & Community Centers	116		\$1,486	\$ 172,450.00	
7/5/2024	COJ Parks	Level 2 Tree Planting	COJ Parks Various	98		\$1,395	\$ 138,000.00	
10/5/2024	COJ Parks	Parks Remove and Replace	Parks Remove Replace Round 8	127		\$1,024	\$ 134,180.00	

	Projects Under Maintenance/Warranty CP-0459-22
	Projects Maintenance/Warranty Complete CP-0459-22

City of Jacksonville

Tree Commission

Financial Highlights

November 30, 2024

1. Combined Revenues Fiscal YTD are \$1.21 million compared to \$604 thousand on Nov-23. An increase of \$609 thousand year-on-year.
2. Combined Expenses YTD are \$409 thousand compared to \$615 thousand on Nov-23. A decrease of \$203 thousand year-on-year.
3. Combined Revenues for Nov-24 were \$646 thousand compared to \$195 thousand for Nov- 23, an increase of \$451 thousand. Meanwhile, expenses were \$248 thousand and \$391 thousand on Nov-24 and Nov-23, respectively.
4. Total unallocated funds were \$22.1 million for Nov- 24.

City of Jacksonville
Tree Commission
Financials Combined
Balance Sheet
November 30, 2024

Cash	37,088,913.38	
-------------	---------------	--

Accounts Payable	277,573.75	
Other Adjustments	1,331.85	

Fund Balance		
Beginning Fund Balance	36,005,665.60	
YTD Gain\Loss	804,342.18	
Adjusted Fund Balance	36,810,007.78	

Available Balance Calculation

Cash	37,088,913.38	Bank Funds
Less:		
AP	277,573.75	
Other Adjustments	1,331.85	
Funds Available	10,398,118.38	Appropriated Funds by City Council
Encumbrances (Open POs)	5,036,646.78	Appropriated and Allocated
Sub-Total Adjustments	15,713,670.76	

Unappropriated/Unallocated	21,375,242.62	
-----------------------------------	---------------	--

Appropriated/Unallocated *	749,177.92	Better Jacksonville Plan *
		Moved to County-Wide Tree Prog

Total Unallocated Funds	22,124,420.54	
--------------------------------	---------------	--

* Better Jacksonville funds were appropriated to
Activity 378 - County Wide Tree Prog Right of Way
Not in Ordinance Fund.

City of Jacksonville
Tree Commission
Financials Combined
Statement of Activity
November 30, 2024

	Actuals		Budget
	30-Nov	YTD	
Revenues			
Ordinance appropriation			530,506.00
Tree Mitigation Funds - Article 25	41,198.00	132,330.00	
Investment Pool Earnings	130,754.00	130,754.00	
Contributions From Private Sources	457,309.00	933,860.00	
Misc Sales and Charges	-	-	
Contribution-Loss Deductible	16,938.72	16,938.72	
Transfer from fund balance	-	-	
Total	646,199.72	1,213,882.72	530,506.00
Expenses			
Summarized expenses	248,718.95	409,540.54 *	13,344,305.70
Net	397,480.77	804,342.18	(12,813,799.70)

* Budget is comprised of current year budget and prior year carry forward.

City of Jacksonville
Tree Commission
Ordinance - 15304 - Tree Protection & Related Expenditures
Balance Sheet
November 30, 2024

<u>Equity in Pooled Cash</u>	26,711,755.25
-------------------------------------	---------------

<u>Accounts Payable</u>	277,573.75
--------------------------------	------------

<u>Other Adjustments</u>	1,331.85
---------------------------------	----------

Fund Balance

Beginning Fund Balance	25,690,481.90
------------------------	---------------

YTD Gain\Loss	<u>742,367.75</u>
---------------	-------------------

Adjusted Fund Balance	<u>26,432,849.65</u>
-----------------------	----------------------

Available Balance Calculation

Cash	26,434,181.50
------	---------------

Less:

AP	277,573.75
----	------------

Other Adjustments	1,331.85
-------------------	----------

Funds Available(Budget)	8,028,686.42
-------------------------	--------------

Encumbrances (Open POs)	<u>5,005,023.91</u>
-------------------------	---------------------

Sub-Total Adjustments	<u>13,312,615.93</u>
------------------------------	----------------------

Unappropriated/Unallocated	<u><u>13,121,565.57</u></u>
-----------------------------------	-----------------------------

City of Jacksonville
Tree Commission
Ordinance - 15304 - Tree Protection & Related Expenditures
Statement of Activity
November 30, 2024

	<u>30-Nov</u>	<u>YTD</u>	<u>Budget</u>
Revenues			
Ordinance appropriation			530,506.00
Tree Mitigation Funds - Article 25	6,498.00	8,550.00	
Investment Pool Earnings	93,614.40	93,614.40	
Contributions From Private Sources	457,309.00	933,860.00	
Misc Sales and Charges	-	-	
Contribution-Loss Deductible	16,938.72	16,938.72	
Total Revenue	<u>574,360.12</u>	<u>1,052,963.12</u>	<u>530,506.00</u>
Expenses			
Expenses	279,657.16	310,595.37	13,344,305.70
Net	<u>294,702.96</u>	<u>742,367.75</u>	<u>(12,813,799.70)</u>

City of Jacksonville
Tree Commission
Charter - 15305- Tree Mitigation & Related Expenditures
Balance Sheet
November 30, 2024

<u>Equity in Pooled Cash</u>	10,377,158.13
-------------------------------------	---------------

<u>Accounts Payable</u>	-
--------------------------------	---

<u>Fund Balance</u>	
Beginning Fund Balance 10/1/24	10,315,183.70
YTD Gain\Loss	<u>61,974.43</u>
Adjusted Fund Balance	<u>10,377,158.13</u>

Available Balance Calculation	
Cash	10,377,158.13
Less:	
AP	
Funds Available	2,369,431.96
Encumbrances (Open POs)	<u>31,622.87</u>
Sub-total	<u>2,401,054.83</u>

Unappropriated/Unallocated	<u><u>7,976,103.30</u></u>
-----------------------------------	----------------------------

City of Jacksonville
Tree Commission
Charter - 15305- Tree Mitigation & Related Expenditures
Statement of Activity
November 30, 2024

	Actuals		Budget
	30-Nov	YTD	
Revenues			-
Tree Mitigation Funds - Article 25	34,700.00	123,780.00	
Investment Pool Earnings	37,139.60	37,139.60	
	71,839.60	160,919.60	
Expenses			
Trust Fund Authorized Expenditures	98,945.17	98,945.17	-
Net	(27,105.57)	61,974.43	-

Month of: As of 10/31/2024

Ledger COJ PL - Modified Accrual

Fund 15304 Tree Protection & Related

Account	Description	Beginning Balance (USD)	Debits (USD)	Credits (USD)	Ending Balance (USD)
104001	Equity in Pooled Cash Account	28,405,516.94	117,885.12	16,049.92	28,507,352.14
104201	Cash - JP Accounts Payable	-133,413.00	0.00	0.00	-133,413.00
104206	Cash - JP General Deposit	-1,323,448.40	1,350,429.68	873,505.52	-846,524.24
104299	Bank Clearing	-527,070.43	866,173.52	735,801.63	-396,698.54
104998	Zero Invoice Clearing	-2,077.50	0.00	0.00	-2,077.50
104999	Cash Clearing	-416,883.61	0.00	0.00	-416,883.61
201101	Vouchers Payable Account	-308,622.27	886,506.76	855,458.24	-277,573.75
210101	Compensated Absences - Current Portion	-399.56	0.00	0.00	-399.56
210911	Compensated Absences - Long Term Portion	-932.29	0.00	0.00	-932.29
216101	Accrued Payroll Payable	-2,187.98	2,187.98	0.00	0.00
284101	Fund Balance - Unassigned Account	-25,690,481.90	0.00	0.00	-25,690,481.90
					-742,367.75
					-26,432,849.65
343750	Tree Mitigation Funds - Article 25	0.00	0.00	8,550.00	-8,550.00
361101	Investment Pool Earnings	0.00	0.00	93,614.40	-93,614.40
366020	Contributions From Private Sources	0.00	0.00	933,860.00	-933,860.00
369400	Contribution-Loss Deductible	0.00	0.00	16,938.72	-16,938.72
512010	Permanent and Probationary Salaries	0.00	11,061.10	1,931.73	9,129.37
514010	Salaries Overtime	0.00	522.31	0.00	522.31
521020	Medicare Tax	0.00	148.27	24.45	123.82
522070	Disability Trust Fund-ER	0.00	33.19	5.79	27.40
522130	GEPP Defined Contribution DC-ER	0.00	1,294.15	226.01	1,068.14
523010	Group Dental Plan	0.00	30.00	0.00	30.00
523030	Group Life Insurance	0.00	17.40	0.00	17.40
523040	Group Hospitalization Insurance	0.00	2,347.00	0.00	2,347.00
524001	City Employees Worker's Compensation	0.00	543.84	0.00	543.84
545020	General Liability Insurance	0.00	52.66	0.00	52.66
549006	Trust Fund Authorized Expenditures	0.00	684,970.44	388,237.01	296,733.43
Total for Fund 15304		0.00	3,924,203.42	3,924,203.42	-742,367.75

Month of: As of 10/31/24

Ledger**Fund** 15305 Tree Mitigation & Related Expense

Account	Description	Beginning Balance (USD)	Debits (USD)	Credits (USD)	Ending Balance (USD)
104001	Equity in Pooled Cash Account	8,515,013.70	53,417.60	0.00	8,568,431.30
104201	Cash - JP Accounts Payable	-2,295.00	0.00	0.00	-2,295.00
104206	Cash - JP General Deposit	1,802,465.00	123,780.00	16,278.00	1,909,967.00
104299	Bank Clearing	0.00	0.00	98,945.17	-98,945.17
201101	Vouchers Payable	0.00	98,945.17	98,945.17	0.00
284101	Fund Balance - Unassigned Account	-10,315,183.70	0.00	0.00	-10,315,183.70
					-61,974.43
					-10,377,158.13
343750	Tree Mitigation Funds - Article 25	0.00	0.00	123,780.00	-123,780.00
361101	Investment Pool Earnings	0.00	0.00	37,139.60	-37,139.60
549006	Trust Fund Authorized Expenditures	0.00	98,945.17	0.00	98,945.17
Total for		0.00	375,087.94	375,087.94	-61,974.43

10,377,158.13

End of Report

As of 11/30/2024

ew Budgetary Control Balances

rol Budget COJ Detail Budget

Saved Search

earch

Amount TypeYear to date

* Budget PeriodNov-24

Funds AvailableAll amounts

CurrencyUSD

* Fund15304

* CenterAll Center Values

* Account500000

* ProjectAll Project Values

* ActivityAll Activity Values

* InterfundAll Interfund Values

* FutureAll Future Values

Search

Re

et Balances

▼ 0

Fund	Center	Account	Project	Activity	Interfund	Future	Year to Date Period	Initial Budget	Budget Adjustments	Total Budget	Commitments	Obligations	Expenditures	Total Consumption	Funds Availab
15304	151004	549006	000000	00001316	00000	0000000	Nov-24	0.00	140,238.62	140,238.62	0.00	0.00	0.00	0.00	
15304	151004	549006	000000	00001623	00000	0000000	Nov-24	0.00	3,677,648.60	3,677,648.60	0.00	1,316,974.36	0.00	1,316,974.36	2
15304	151004	549512	000000	00000982	00000	0000000	Nov-24	0.00	363.81	363.81	0.00	0.00	0.00	0.00	
15304	151004	549521	000000	00000982	00000	0000000	Nov-24	0.00	330.42	330.42	0.00	0.00	0.00	0.00	
15304	151004	549533	000000	00000982	00000	0000000	Nov-24	0.00	0.50	0.50	0.00	0.00	0.00	0.00	
15304	151004	582001	000000	00000982	00000	0000000	Nov-24	0.00	1,600.00	1,600.00	0.00	0.00	0.00	0.00	
15304	154006	512010	000000	00000000	00000	0000000	Nov-24	70,315.00	-2,499.41	67,815.59	0.00	0.00	9,129.37	9,129.37	
15304	154006	514010	000000	00000000	00000	0000000	Nov-24	0.00	-3,655.79	-3,655.79	0.00	0.00	522.31	522.31	
15304	154006	521020	000000	00000000	00000	0000000	Nov-24	1,023.00	14.06	1,037.06	0.00	0.00	123.82	123.82	
15304	154006	522070	000000	00000000	00000	0000000	Nov-24	211.00	-7.53	203.47	0.00	0.00	27.40	27.40	
15304	154006	522130	000000	00000000	00000	0000000	Nov-24	8,227.00	-291.44	7,935.56	0.00	0.00	1,068.14	1,068.14	
15304	154006	523010	000000	00000000	00000	0000000	Nov-24	180.00	-330.00	-150.00	0.00	0.00	30.00	30.00	
Total								573,834.00	12,770,471.70	13,344,305.70	0.00	5,005,023.91	310,595.37	5,315,619.28	8,

	11/30/2024	10/31/2024	MoM Variance
Total Budget	13,344,305.70	13,357,035.00	(12,729.30)
Encumbrance	5,005,023.91	4,065,026.70	939,997.21
Available Funds	8,028,686.42	9,261,070.09	(1,232,383.67)

As of 11/30/2024

Review Budgetary Control Balances

Done

* Control Budget	COJ Detail Budget	▼
------------------	-------------------	---

Saved Search ▼

Search

Amount Type Year to date ▼

* Budget Period Nov-24 ▼

Funds Available All amounts

Currency USD

* Fund	15305	▼
--------	-------	---

* Center All Center Values ▼

* Account	500000	▼
-----------	--------	---

* Project All Project Values ▼

* Activity All Activity Values ▼


* Interfund All Interfund Values ▼

* Future All Future Values ▼

Search Reset Save

Budget Balances

View **Detach** Wrap **Transfer Budget** 0

																
	Fund	Center	Account	Project	Activity	Interfund	Future	Year to Date Period	Initial Budget	Budget Adjustments	Total Budget	Commitments	Obligations	Expenditures	Total Consumption	Funds Available Amount
	15305	151004	549006	000000	00000378	00000	0000000	Nov-24	0.00	1,000,000.00	1,000,000.00	0.00	6,886.58	0.00	6,886.58	993,113.42
	15305	151004	549006	000000	00001315	00000	0000000	Nov-24	0.00	1,500,000.00	1,500,000.00	0.00	24,736.29	98,945.17	123,681.46	1,376,318.54
	Total								0.00	2,500,000.00	2,500,000.00	0.00	31,622.87	98,945.17	130,568.04	2,369,431.96

Columns Hidden 10 Columns Frozen 8

	<u>11/30/2024</u>	<u>10/31/2024</u>	<u>MoM Variance</u>
Total Budget	2,500,000.00	2,500,000.00	-
Encumbrance	31,622.87	130,568.04	(98,945.17)
Available Funds	2,369,431.96	2,369,431.96	-

Review Budgetary Control Balances

Done

* Control Budget

COJ Detail Budget

▼

Saved Search

▼

▲ Search

Amount Type

Year to date

▼

* Budget Period

Nov-24

▼

Funds Available

All amounts

▼

Currency

USD

* Fund

35101

▼

* Center

All Center Values

▼

* Account

500000

▼

* Project

All Project Values

▼

* Activity

00000378

▼

* Interfund

All Interfund Values

▼

* Future

All Future Values

▼

Search

Reset

Save

Budget Balances

View Detach Wrap

Transfer Budget ▼

 0

	Fund	Center	Account	Project	Activity	Interfund	Future	Year to Date Period	Initial Budget	Budget Adjustments	Total Budget	Commitments	Obligations	Expenditures	Total Consumption	Funds Available Amount
	35101	151004	561030	000000	00000378	00000	0000000	Nov-24	0.00	1,715,991.58	1,715,991.58	0.00	849,024.71	117,788.95	966,813.66	749,177.92
	Total								0.00	1,715,991.58	1,715,991.58	0.00	849,024.71	117,788.95	966,813.66	749,177.92

Columns Hidden 10 Columns Frozen 8

		11/30/2024	10/31/2024	MoM Variance
Total Budget		1,715,991.58	1,715,991.58	-
Encumbrance		849,024.71	370,456.98	478,567.73
Available Funds		749,177.92	1,345,534.60	(596,356.68)


City of Jacksonville
Tree Commission
Activity/Project Status as of 11 /30/2024

		Budget	Obligation	Expenditures	Funds Available
		11/30/2024	11/30/2024	11/30/2024	11/30/2024
151004-PWOD Tree Mitigation & Related Expenses - Conservation and Resource Manag	00000378-County-Wide Tree Prog-Remove - Replace	2,281,671.85	937,063.59	96,388.23	1,248,220.03
151004-PWOD Tree Mitigation & Related Expenses - Conservation and Resource Manag	00000541-Hammond Blvd Project	10,283.00	-	-	10,283.00
151004-PWOD Tree Mitigation & Related Expenses - Conservation and Resource Manag	00000982-Tree Protection & Related Expenses	2,294.73	-	-	2,294.73
151004-PWOD Tree Mitigation & Related Expenses - Conservation and Resource Manag	00001315-Level 2 Tree Planting Program	5,244,054.56	2,139,009.74	82,864.44	3,022,180.38
151004-PWOD Tree Mitigation & Related Expenses - Conservation and Resource Manag	00001316-Moncrief Rd Beautification Project	140,238.62	-	-	140,238.62
151004-PWOD Tree Mitigation & Related Expenses - Conservation and Resource Manag	00001623-Level 3 Tree Planting Program	3,677,648.60	1,316,974.36	-	2,360,674.24
		11,356,191.36	4,393,047.69	179,252.67	6,783,891.00
154006-PWML Tree Maintenance - Other Physical Environment	00000000-No Activity	575,299.44	351,493.92	131,342.70	92,462.82
	All Activity Values	575,299.44	351,493.92	131,342.70	92,462.82
154007-PWML 630-City Tree Planting Prog - Other Physical Environment	00000000-No Activity	2,412,814.90	267,368.88	-	2,145,446.02
	All Activity Values	2,412,814.90	267,368.88	-	2,145,446.02
		2,988,114.34			
		14,344,305.70	5,011,910.49	310,595.37	9,021,799.84
City - JTA Transprotation Project - Fund 35101					
151004-PWOD Tree Mitigation & Related Expenses - Conservation and Resource Manag	00000378-County-Wide Tree Prog-Remove - Replace	1,715,991.58	849,024.71	117,788.95	749,177.92
	Adjusted Totals	16,060,297.28	5,860,935.20	428,384.32	9,770,977.76

jaxtreemitigation.coj.net


HomeTree MitigationTree CommissionAbout


Welcome Guest (Visitor)Log in



TREE MITIGATION


CITY OF JACKSONVILLE






TREE REMOVAL PERMIT INFORMATION

Click here to search detailed information on Site Clearing and Tree Removal Permits. In reviewing tree removal information on a specific permit, for "B" permits click on the Spec 2 tab; for "L" permits click on the Tree Mitigation tab.




TREE FUND CITY PLANTING PROJECTS

Click here to search detailed information about City Tree Fund Planting Projects.



AVAILABLE FOR APPROPRIATION


15F (Ordinance): \$13,407,004.64
15N (Charter): \$7,976,103.30
Total: \$21,383,107.94



FILE AN ISSUE

Click here to report site clearing or tree removal without a permit, or to request tree maintenance on public property. In the CARE System, select "Tree Remove or Landscape Violation" from the dropdown.

Disclaimer: The AVAILABLE FOR APPROPRIATION information shown on this page is updated nightly from the City's financial records, but does not include any pending appropriations, or other financial transactions of the funds which have not been completed.



If you experience difficulty viewing or accessing the documents provided on this site, or navigating this application's table features, using any assistive technology please contact the Disabled Services Division at 904-630-4940 or 904-630-4933 (TTY) to request an accommodation.

© 2024 - Official City of Jacksonville and Duval County Government Website, All Rights Reserved.

Version: 1.0.0.6

14 of 14

Jacksonville Tree Commission

Minutes

Wednesday November 20, 2024, - 9:30 AM

Via Zoom Platform & In Person

[Recording of Meeting can be obtained by sending request to
Joe Rainey [jrainey@coj.net]

For approval December 17, 2024

Commissioners:

Curtis L. Hart, Chair (Council Appointee; 2021-0033-A)
Susan Fraser (Council Appointee; 2022-0063-A)
Vacant (Mayor Appointee; 2023-0696-A)
William Burke (Mayor Appointee; 2023-0695-A)
Alden Howell (Council Appointee; 2024-0388-A)
Chris Miller Council Liaison
Nina Sickler, Director of Public Works

Advisors:

Jonathan Colburn - Urban Forestry Manager
Justin Gearhart - City Arborist
Shannon MacGillis - Office of General Counsel
Jose Regueiro - Accounting

Staff: Joe Rainey

1. Call to Order

Conducted by Chair

2. Roll Call and Verification of Quorum

Conducted by Chair, Commissioners present:

Curtis Hart, Chair
Susan Fraser
Nina Sickler
William Burke
Chris Miller
Alden Howell

Quorum present (4, in person): yes

3. Call for Public Speakers (online & card):

NONE

Action Items:

1. Prior Meeting Minutes.

Issue: The minutes from September 18, 2024, pending approval

Motion: Approve

Moved by: Nina Sickler

Second: Susan Fraser

Vote: **September minutes** approved, unanimous.

Issue: The minutes from October 16, 2024, pending approval

Motion: Approve

Moved by: Nina Sickler

Second: William Burke

Vote: **October minutes** approved, unanimous.

2. Level 2 Project Proposal:

Gonzales Park - Gearhart: Request from Jacksonville Beach for additional Shade/aesthetics for a total of 50 trees. Importance of irrigation noted. Contract and Warranty will be for City of Jacksonville, once warranty ends maintenance reverts to City of Jacksonville Beach. Cost \$106,397.

Motion: Approve

Moved by: Nina Sickler

Second: William Burke

Vote: approved, unanimous.

Merrill Road - Gearhart: This is a request from Council Member Amaro. The project is on a new median for four trees (one oak tree; three olive trees) spaced throughout as deemed safe by traffic engineering, to improve the aesthetic. 2-year warranty and maintenance by Vender, Cost \$7998.48.

Motion: Approve, with corrections made to application.

Moved by: Nina Sickler

Second: William Burke

Vote: approved, unanimous pending amended documents.

Murray Hill - Gearhart: from Council Member Peluso and the Murray Hill Preservation. The project is seven oak trees and seven Eagleston Hollies along the corridor of Edgewood in Murray Hill (utilities as the main constraints), cost \$33,119.

Request for action/follow-up- Hart: Investigate portable traffic light option to save on cost of MOT (Maintenance of Traffic).

Request for action/follow-up- Fraser: Requests Liberty Landscape representative to get MOT costs for the year.

Motion: Approve, with corrections made to application.

Moved by: Susan Fraser

Second: William Burke

Vote: approved, unanimous pending amended documents.

Black Hammock Island - McGovern: This is a request from residents for 60 Trees, cost \$92,000.

Motion: Approve, with corrections made to application.

Moved by: Nina Sickler

Second: William Burke

Vote: approved, unanimous pending amended documents.

Maxville Park Community Center & Library - McGovern: This project focuses on the need for shade and some innovative areas to use to soak up water that stands. The request is for a total of 94 trees, plus some removals and some additional soils. Existing irrigation in the parking area may or may not be completely functional, so the request contains a line-item in for irrigation renovations. The parks contract has a one-year warranty and the right-of-way contract is for one year. Cost \$219,325.

Hart: inquiry as to existing live oaks.

McGovern, some of the live oaks are still there and doing ok.

Motion: Approve, as presented

Moved by: William Burke

Second: Nina Sickler

Vote: approved, unanimous.

Southside Parks - McGovern: 8 project applications.

Glynlea Park, as presented.

Julington Durbin Preserve, as presented.

Brackridge Park, as presented.

Walter Anderson Memorial Park, T Arpen (participant)-
inquiry caliper size of trees 75% price increase from 4" to

5" caliper. **McGovern** - goal is to get shade sooner. Motion to amend to 4" caliper with corrected pricing Unanimous.

Genovar Park, as presented.

Palmetto Leaves Park, deferred to next meeting by **Chair**.

Touchton Road Park, as presented.

Hart: (generally) inquiry regarding converting tennis courts to pickle ball courts.

Motion: Approve **Glynlea Park, Julington Durbin Preserve, Brackridge Park, Walter Anderson Memorial Park, Genovar Park, Touchton Road Park**, each as presented.

Moved by: Nina Sickler

Second: William Burke

Amendment to Motion: **Walter Anderson Memorial Park**, to 4" caliper with corrected pricing.

Moved by: Nina Sickler

Second: William Burke

Vote to amend Motion: approved, unanimous.

Amended Motion: Approve **Glynlea Park**, as presented; **Julington Durbin Preserve**, as presented; **Brackridge Park**, as presented; **Walter Anderson Memorial Park**, amended to 4" caliper with corrected pricing; **Genovar Park**, as presented; **Touchton Road Park**, as presented.

Vote on Amended Motion: approved, unanimous.

Palmetto Leaves Park, deferred to next meeting by **Chair**.

3. Financial Report: Jose Regueiro: Revision for Oct. financials to be provided. There was an error in previous financials, Oct. being beginning of fiscal year. Combined revenue FY 2024 \$567,700 vs. \$406,000 previous FY with expenses \$30,900. Compared to \$223,000 the previous year, error related to timing difference. MTD is accurate as this is beginning of FY 2025. Total line fund allocated \$21.5 million, Oct. \$24 million. Sept. is still in flux and should be provided by Dec.

Fraser: Inquiry at to clarification of how and time frame of financials provided and defining discrepancies.

Regueiro: clarifies each party who and why provides financial pull at different time causing the differences.

Hart: Suggests Regueiro and Gearhart coordinate and provide one form for financials to reduce confusion over discrepancies between reports.

3. Suggested new species for approval, Colburn.

Shortleaf Pine, Deferred by Chair until next meeting.

Loblolly Pine, as presented.

American Basswood, Deferred by Chair until next meeting.

Ogeechee Tupelo, as presented.

Sourwood, as presented.

Motion: Approve, Loblolly Pine, Ogeechee Tupelo and Sourwood. as presented

Moved by: William Burke

Second: Nina Sickler

Vote: approved, unanimous.

4. Status of Level 2: Justin Gerhart: Jacksonville Beach project is now off warranty, Jacksonville Beach happy with results. Gate Parkway is done but not showing on docs.

No Motion/ No Vote.

5. Parks Department Project Update:

Kathleen McGovern: McGurt's Creek wetland restoration Phase One will be starting in the next couple weeks. COJ Senior Center parks are complete.

Jill Enz: RiversEdge update- December is the schedule for Silva cells and structured soils installation.

Hart: inquiry- Update on the Park Street closures?

Sickler: estimated to reopen June 2025.

No Motion/ No Vote.

Tracy Arpen (participant): Request for review/report of benefit or 2 year over 1 year warranty. Tally survival and losses based on warranty length.

6. New Business

Elect Chair and Vice Chair:

Motion: Curtis Hart as **Chair**.

Moved by: Chris Miller

Second: William Burke

Vote: approved, unanimous.

Motion: William Burke as **Vice Chair**.

Moved by: Nina Sickler

Second: Susan Fraser

Vote: approved, unanimous.

Urban Forest Task Force, Fraser: Good Organizational meeting, Next meeting Scheduled for Dec. 17, 2024. Speakers and materials for urban planting standards being developed. Request for modification/amendment to Charge Memo for Task Force, to clarify definition of "urban".

Hart: approved clarified definition of "urban" and modified the task force deadline date to May 31, 2025.

Amended Charge Memo issued (attached).

7. Old Business

The oak trees that are planted on San Juan. There's one gets off Roosevelt and goes toward the Ortega Bridge. There were rose oaks on each side, planning, I'm guessing probably fifteen years ago right in front of Baker Park, to be reviewed for pruning or maintenance.

Main Street planning after FDOT road/median work complete.

McDaniel: Concerned with signage becoming problematic to new tree installs. Will be getting with Justin to see if traffic engineering could review, may need to reapply for a new permit. Clarify what is planned for area before Commission moves forward with any plantings/plans. Further research being done.

No Motion/ No Vote.

END OF MEETING 10:27AM

ATTACHMENT 1

Amended Task Force Memo



TREE COMMISSION

November 20, 2024

TO: Tree Commission Members and Staff
FR: Curtis Hart, Chair, Jacksonville Tree Commission
RE: **Task Force on Jacksonville Urban Tree Planting Best Practices, Amended**

A handwritten signature in blue ink, likely of Curtis Hart, is located to the right of the header information.

The Jacksonville Tree Commission is charged as a coordinator for programs, projects, and activities related to planting projects and the health of the tree canopy between all public and private entities in the City of Jacksonville. Chapter 94, *Ordinance Code*. A healthy, sustainable tree canopy requires adherence to the principle, “right tree, right place”. The restoration of Jacksonville’s tree canopy necessarily includes the planting, or re-planting, of trees in urban areas, including downtown, which often requires enhanced site preparation and planting specifications that may not be supported by current Ordinance Code or City landscape design requirements. As such, to escalate the effective planting of trees in urban Jacksonville, certain planting policy and Ordinance Code provisions may need to be revised.

For these reasons, pursuant to §94.104(b), *Ordinance Code*, I am hereby creating a Jacksonville Tree Commission Task Force on Urban Tree Planting Best Practices (“Urban Tree Task Force”).

As used herein the term, “urban”, refers to planting or replanting trees anywhere in the geographic City of Jacksonville that is constrained, horizontally, vertically, or both, by, including but not limited to, development (such as buildings, utilities, etc.), grey infrastructure, hardscape, concrete, asphalt, pavement or brick, etc., above or below ground.

The Urban Tree Task Force shall address the following:

1. Review current code provisions and related procedures and policy affecting the planting of trees in urban environments, including but not limited to, Chapter 656, Part 12, Subpart C (Landscaping Requirements), *Ordinance Code*, and the Land Development Procedures Manual, to identify and make recommendations to encourage the planting of trees and improve the outcome of planted trees. Consideration should be given to findings related to urban tree planting made by the Subdivision Standards and Policy Advisory Committee (SSPAC) LDPM Subcommittee, and the findings by the Context Sensitive Streets Standards Committee. The recommendations of this Task Force are not bound by findings of these Committees/Subcommittees.
2. Review and provide recommendations on initiatives and strategies on the planting of trees on urban public land in the City, including recommendations on practices, policy and

procedure within the City of Jacksonville, Public Works, regarding the planning and design of tree plantings to promote the maintaining of existing trees, the planting of additional trees, and to improve the outcome of planted trees.

3. Review and provide recommendations on initiatives and strategies on the planting of trees on urban public land in the City, including recommendations on practices, policy and procedure within JTA regarding the planning and design of bus stops to promote the maintaining of existing trees, the planting of additional trees and to improve the outcome of planted trees.
4. Consider methods to incorporate the Tree Commission in the planning and design process of agencies or entities of the City, including but not limited to the above named, to promote the planting of urban trees and to appropriately apply Tree Fund dollars to enhance and promote a healthy, sustainable tree canopy in the City.

The Task Force is NOT tasked to create or implement an Urban Forestry Master Plan, rather to consider current obstacles and best practices for the City to accelerate the appropriate planting of trees in urban Jacksonville and to enhance the stewardship role of the Tree Commission in the development of a healthy, sustainable tree canopy in the City.

Pursuant to §94.104(e), *Ordinance Code*, The Urban Tree Task Force includes the following:

Members (3 required for quorum):

Susan Fraser, Tree Commission Member, Chair
Nina Sickler Tree Commission Member, Vice-Chair
Curtis Hart, Tree Commission Member
William Burke, Tree Commission Member

Non-member recommended attendees/advisors (non-voting; non-quorum):

Jonathan Colburn, Urban Forestry Manager, Tree Commission Advisor
Anne Coglianese, Chief Resilience Officer, COJ
Kathleen McGovern, Parks Development Coordinator, COJ
Jill Enz, Chief of Natural and Marine Resources, COJ
Representative, Scenic Jacksonville, Inc.
Representative, Greenscape of Jacksonville

I would like to thank Tree Commission Member Susan Fraser for chairing this Task Force.

Staff: All meetings of the Urban Tree Task Force shall be noticed and open to the public. Meeting frequency, dates and times shall be decided by the Task Force Chair. The Director of Public Works shall designate a Public Works employee as the staff person who shall be responsible for all meeting notices and minutes. At the discretion of the Task Force Chair, an allotment of time for public comment (up to three minutes per person per meeting) may be provided at each meeting.

Deadline: A report describing recommendations for policy, practice or law amendments, or a request for an additional term shall be delivered to the Tree Commission Chair on or before **May 31, 2025.**

Cc: Tree Commission Members and Staff / Mayor's Office / Electronic Notice Kiosk – 1st Floor City Hall

Jacksonville Tree Commission

Minutes

Wednesday December 18, 2024, - 9:30 AM

Via Zoom Platform & In Person

[Recording of Meeting can be obtained by sending request to
Joe Rainey [jrainey@coj.net]

For approval January 15, 2025

Commissioners:

Curtis L. Hart, Chair (Council Appointee; 2021-0033-A)
Susan Fraser (Council Appointee; 2022-0063-A)
Vacant (Mayor Appointee; 2023-0696-A)
William Burke (Mayor Appointee; 2023-0695-A)
Alden Howell (Council Appointee; 2024-0388-A)
Chris Miller Council Liaison
Nina Sickler, Director of Public Works

Advisors:

Jonathan Colburn - Urban Forestry Manager
Justin Gearhart - City Arborist
Shannon MacGillis - Office of General Counsel
Jose Regueiro - Accounting

Staff: Joe Rainey

1. Call to Order

Conducted by Chair

2. Roll Call and Verification of Quorum

Conducted by Chair, Commissioners present:

Curtis Hart, Chair
Susan Fraser
Nina Sickler
William Burke
Chris Miller

Quorum present (4, in person): yes

3. Call for Public Speakers (online & card):

NONE

Action Items:

1. Prior Meeting Minutes.

Issue: The minutes from November 20, 2024, pending approval

Motion: Approve, as presented.

Moved by: Nina Sickler

Second: Susan Fraser

Vote: **September minutes** approved, unanimous.

2. Level 2 Project Proposal(s):

Atlantic Blvd- Justin Gearhart- Gearhart: Request tree install in medians, 20 crepe myrtles, total: \$45,379.20. FDOT has been communicated to regarding trimming and maintenance requirements.
(See Details on PG 3 of December Agenda)

Motion: Approve, as presented.

Moved by: Nina Sickler

Second: William Burke

Vote: approved, unanimous.

Five Points - Gearhart: Request to replace Washingtonian Palms with 13 Eagleston Hollies and 2 Winged Elm, total: \$35,226.
Fraser: concerns over encroachment on foot traffic and signage.
Gearhart: Will discuss with applicant and merchants as to any issues, concerns and viability
(See Details on PG 9 of December Agenda)

Chair: **Defer to January meeting,** pending outcome of merchant outreach.

Palmetto Leaves Regional - McGovern: deferred from last meeting adjustments made to tree count and location. JEA has been consulted with no concerns found. Total: \$152,650
(See Details on PG 14 of December Agenda)

Motion: Approve, as presented.

Moved by: Susan Fraser

Second: William Burke

Vote: approved, unanimous

3. Suggested new species for approval: Shortleaf Pine.

Colburn: after review of current planting on Union Street not optimally located but in very good shape.

Fraser: If planted in appropriate location with soil amendments and necessary environments.

Miller: Concerns on availability (See Details on PG 22 of December Agenda)

Motion: Approve.

Moved by: Nina Sickler

Second: William Burke

Vote: approved, unanimous

4. Financial Report: Jose Regueiro:

a. Combined revenues: Fiscal year \$1.2M compared to \$604K thousand on November 23. Combined expenses yearly are \$409K, compared to \$615K combined revenues for November 2024. \$646K compared to a \$195K for November 2023, an increase of \$451K. Meanwhile, expenses were \$248K, \$391K on November 2024 and November 2023 respectively.

b. Fund Status: Justin Gearhart: Total funds not appropriated \$27.785M. Remaining in the three pools in public works \$1.7M. For 630-City \$2.1M. For level 2 \$4.3M and Level 3 \$2.3M.

Hart: Requests report be formatted larger

Gearhart: suggests combining financial reports to alleviate duplicates and report timing complications.

Authorized: to trim Packages down, "Highlights, and Summary" pages to remain.

(See Details on PGs 23-46 of December Agenda)

5. Status of Level 2: Justin Gerhart: Changes North Bank River walk and Fishwier Park are off warranty, previous project approved last time all passed MBRC are starting scheduling and planning stages.

(See Details on PG 47 of December Agenda)

No Motion/ No Vote.

6. Parks Department Project Update:

JillENZ: Summary of Parks tree warranty history.

McGovern: The report started from April 2023

Discussion: Details relating to warranty, install procedures, vandalism and environmental/weather conditions related to tree remove/replace delays, failures and damages. Review of provided spreadsheets, warranty, replacement and costs.

(See Details on PG 53 of December Agenda)

No Motion/ No Vote.

6. New Business

Fraser: Taskforce meeting for December has been postponed to January for collection of materials for new digital library resources and to allow speakers to sign on and prepare. She is looking to schedule the Task Force meetings moving forward to coincide with Tree Commission dates. Jon Colburn will be taking lead in collecting and organizing digital library submissions. Looking to ramp up for January.

No Motion/ No Vote.

END OF MEETING 10:27AM

ATTACHMENT 1

APPROVED