

Jacksonville Tree Commission

Wednesday June 18, 2025, 9:30 AM
Ed Ball Building, 10th Floor, Conference Room 5
and Zoom Webinar

Commissioners: Curtis Hart, Chair
Susan Fraser
Chris Miller
Nina Sickler
William Burke, Vice Chair
Alden Howell

Advisors: Jonathan Colburn
Shannon MacGillis
Jose Regueiro
Justin Gearhart

Staff: Joe Rainey

AGENDA

Order of Agenda is Subject to Change

- 1. Call to Order - Chair**
- 2. Roll Call and Verification of Quorum – Chair**
- 3. Submittal of Speaker's Cards – Chair**
 - a) A raised hand icon will be acknowledged by the Chair.
 - b) For those attending in person, paper speakers' cards will be available.
- 4. Public Comment:**
- 5. Action Items:**
 - a) Approval of Minutes: May 21, 2025 Meeting – Chair
 - b) * Financial Report for Ordinance Tree Fund (15304), Charter Tree Fund (15305) and BJP (Attachment D) – Jose Regueiro
 - c) Fund Status of 630-CITY, Remove & Replace and Level 2 Programs (Attachment E) –Justin Gearhart
 - d) Level 3 Project Proposal: NONE

e) Level 2 Project Proposal – Chair

- i. Centennial Oak-Alexandria Park – Kathleen McGovern
- ii. Oreily Dr West – Justin Gearhart
- iii. South Shores – Justin Gearhart

6. Reports:

- a)** Status of Level 2 Tree Projects (Attachment F) – Justin Gearhart
- b)** Parks Department Project Update – Kathleen McGovern/Jill Enz
- c)** UFMP Update/Tree Commission Urban Forest Management Plan Workshop --Valerie Feinberg
- d)** Task Force Update: Request for extension of time approved

7. New Business:

2024 Financial Report

8. Old Business:

- 9. Adjournment** – Next meeting July 16, 2025, 9:30am-11:30am as a Hybrid/Webinar meeting in Ed Ball Building, 10th Floor, Public Works Office, conference room 5.

Jacksonville Tree Commission

Minutes

Wednesday May 21, 2025, 9:30 AM-11:27 AM

Via Zoom Platform & In Person

*Recording of Meeting can be obtained by sending requests to
Joe Rainey [jrainey@coj.net]

For approval June 18, 2025

Commissioners:

Curtis L. Hart, Chair (Council Appointee; 2021-0033-A)
William Burke Vice Chair (Mayor Appointee; 2023-0695-A)
Susan Fraser (Council Appointee; 2022-0063-A)
Vacant (Mayor Appointee; 2023-0696-A)
Alden Howell (Council Appointee; 2024-0388-A)
Chris Miller, Council Liaison
Nina Sickler, Director of Public Works

Advisors:

Justin Gearhart - City Arborist
Laura Hartung - Office of General Counsel
Jose Regueiro - Accounting

Staff: Joe Rainey

1. Call to Order

Conducted by Chair

2. Roll Call and Verification of Quorum

Conducted by Vice Chair, Commissioners present:

William Burke
Susan Fraser
Alden Howell
Chris Miller
Nina Sickler

Quorum present (4, in person): yes

3. Call for Public Speakers (online & card):

- a) **John Nooney - (Public Speaker)** Expressed his concerns regarding his trespass citation on Jacksonville University property (seeking pardon), and river access. Continues to lobby for the purchase of his property by Potsburg Creek.

Action Items:

1. [Addressed out of order:] Riverfront Park presentation (Level 2)

- a) **Pat Andrews- (San Marco Preservation Society)** Details the popularity of the park and need for its upgrade. Seeks to encourage the approval of the plan as presented.
- b) **John Johnson- (Parks landscape architect)** Details issues related to the park location and how the plan best works for the park. **Fraser:** Asked questions regarding drainage and type of "shade" trees selected. **Powell [audience member]:** Would like to see options in trees other than palms to be planted, expressed concerns related to townhome views related to the selection of trees to be planted.

The presenter explained aspects of the planting project in relation to the bulk head tie backs and how this infrastructure affected the choice of tree species in the design. Also, the presenter explained that community involvement was part of the planning process.

Motion: Approve, as presented for **\$58,437.50**.

Moved by: Nina Sickler

Second: Alden Howell

Vote: approved as presented, unanimous for **\$58,437.50**

2. Financial Report: Jose Regueiro [taken out of order]:

Noted: Financial Reports will occur earlier in agendas in the future.

- a. **Combined revenues:** Combined Revenues for Fiscal YTD are \$4.91M compared to \$3.43M Apr-24. An increase of \$1.48M year-on-year. Combined Expenses for Fiscal YTD are \$2.35M compared to \$3.58M on Apr -24. A decrease of \$1.23M year-on-year. Combined Revenues for Apr -25 were \$1.13M compared to \$551.9K for Apr -24, an increase of \$576.8K. Meanwhile, expenses were \$425.2K and \$404.6K on Apr -25 and Apr -24, respectively. Total unallocated funds were \$25.21M for Apr -25.

(See Details on PGs 63-70 of April Agenda)

3. Prior Meeting Minutes.

Issue: Minutes from March 19, 2025 and April 28, 2025 Meetings

Motion: Approve, as presented.

Moved by: Nina Sickler

Second: Susan Fraser

Vote: approved as presented, unanimous

4. Level 2 Project Proposal

i. Beachwood Blvd. - Justin Gearhart

Motion: Approve, as presented for \$60,566.94.

Moved by: Nina Sickler

Second: Susan Fraser

Vote: approved as presented, unanimous for \$60,566.94

ii. Warrington Park - Kathleen McGovern

Discussion: Fraser: [point of inquiry] asked what was the reasoning behind choosing Pine trees vs. Live oaks in the planting plan. **McGovern:** Pines were selected due to sandy soils in location. **Gearhart:** Pine establishes better in this type of location.

Powell [audience member]: Voiced her concerns over watering in warranty period not being fulfilled.

Motion: Approve, as presented for \$90,300.00.

Moved by: Nina Sickler

Second: Susan Fraser

Vote: approved as presented, unanimous for \$90,300.00

iii. ASPC Dog Park - John Johnson

Point of inquiry: Are the tree selections taking into account the line of sight of security cameras? **Presenter:** the plantings are east of cameras. **Point of inquiry:** is the planting area open to the public or only for staff? **Presenter:** The planting area is open to the public.

Motion: Approve, as presented for \$34,140.

Moved by: Alden Howell

Second: Chris Miller

Vote: approved as presented, unanimous for \$34,140.

iv. Riverfront Park - Kathleen McGovern (reviewed out of order please see page 2 of minutes) **\$58,437.50**

5. Guest speaker, Council Member Joe Carlucci: Council Member Carlucci expressed accolades to the Commission for their work and announced that there will be some new projects upcoming to include a centennial tree to be planted in Alexandria Park.

6. Additions to Approved Species List - Justin Gearhart, Jon Colburn

i. Celtis Laevigata Sugar Hackberry

ii. Chickasaw Plum

iii. American Elm

iv. Bluejack Oak

v. Chapman Oak

vi. Sandpost Oak

vii. Turkey Oak

Motion: Approve all 7 species proposed, as presented.

Moved by: Nina Sickler

Second: Chris Miller

Vote: approved as presented, unanimous

Discussion: Fraser: made the suggestion that the format for presenting proposed new tree species follow the format as used by Gearhart, as the format is much more accessible for important information about the species. **No vote: Consensus** to use the format for proposed tree species as used by Gearhart in this presentation.

Reports:

7. Fund Status: Justin Gearhart: Total funds not appropriated at \$33.78M. Remaining in the three pools in public works \$1.06M. For 630-City \$2.11M. For level 2 \$3.03M and Level 3 \$2.36M.

Total obligated funds \$3.56M as of April, 2025

(See Details on PGs 71-81 of April Agenda)

8. Status of Level 2: Justin Gerhart, Kathleen McGovern:

- Palmetto Leaves Park is Complete
- Greenland Park is Complete
- Collins Rd is off warranty
- College St is off warranty

9. Requested follow-up from previous meeting: Taken out of order
Follow up on Remove and Replace funds request legislation (bill number 2025.324) moved as emergency and was passed unanimously.

Question from audience member, Nancy Powell, regarding why use of the emergency passage process for the bill was applied. MacGillis explained that a "1-cycle" emergency process was used, which is a three week process to include a full Committee week (Finance and TEU) of review versus the full six week cycle. MacGillis explained that a 1-cycle emergency passage was requested in order to get the funds to the account as soon as possible, but with Council standing committees' review. **Powell** expressed displeasure that the fund was not replenished earlier (so as to not need an emergency). The fact of the cancellation of the April meeting was acknowledged.

No Motion/ No Vote.

(See Details on PGs 84-93 of April Agenda)

- No Changes for April

No Motion/ No Vote.

10. Parks Department Project Update:

- i. Palmetto Leaves Regional Park is complete
- ii. Julington Durbin is in progress
- iii. Walter Anderson is complete

11. UFMP Update: Valerie Feinberg:

(UFMP presentation available in supporting documents)
Presentation overview detailing what the UFMP and their three workshops with different groups to be presented at Tree Commission May 16th UFMP Workshop presentation.

Fraser: When is the next deliverable? **Feinberg:** That date will be determined in a meeting this afternoon. **Powell:** Is there going to be a defined Urban Forest Management Plan? **Feinberg:** This is being developed.

12. Old Business

A. Taskforce Update- Fraser: request for extension of taskforce. **MacGillis** stated that she will present the request to the Chair for his approval of extension to taskforce. **MacGillis** stated to expect an Amended Charge Memo on the topic soon, and that it will be distributed and posted to the website.

13. New Business:

i. 2025-0102-E, an ordinance by Council Member J. Carlucci, signed into law on April 18, 2025. Sickler: Staff addition authorization included in legislation, more measures are part of the process before these new positions can be posted for availability. **McDaniel:** These positions will need to be created then brought to the tree commission for approval to fund. **MacGillis:** Getting new positions to Tree Commission to make a recommendation is a multi-step process requiring the positions to exist first (the creation of the positions are part of the budget ask from Public Works, then the positions can be brought to Tree Commission, then the recommendation for the positions to be funded by Tree mitigation funds is presented in the form of legislation to City Council). **Sickler:** next meeting would be the time to bring a package with specific details on positions and dollar amounts for requests.

ii. Mowing in City Parks: Fraser: Expressed concerns regarding trees being damaged by mowing subcontractors multiple times after contractors have been warned. Suggested trees have mulch tree rings or protective guards included in install. **McDaniel:** Asked if there be a separate tree string trimming option? Currently contractors have had maximum contract repercussions, but this has not remedied the issue. Additional factors include the turnover of subcontractors and lack of regular quality

workers due to the nature of the work. **Fraser:** Suggested use of neighborhood groups to help with maintaining tree bases.

McDaniel: Expressed that any help offered by these groups is welcome and appreciated. Tree rings and guards are suggested to resolve the issue.

No Motion/ No Vote.

END OF MEETING 11:26 AM

ATTACHMENT 1

City of Jacksonville

Tree Commission

Financial Highlights

May 31, 2025

1. Combined Revenues for Fiscal YTD are \$5.54M compared to \$4.01M May-24. An increase of \$1.53M year-on-year.
2. Combined Expenses for Fiscal YTD are \$2.4M compared to \$4.0M on May-24. A decrease of \$1.6M year-on-year.
3. Combined Revenues for May-25 were \$627.6K compared to \$586.7K for May-24, an increase of \$40.9K. Meanwhile, expenses were \$49.1K and \$427.8K on May-25 and May-24, respectively.
4. Total unallocated funds were \$26.0M for May-25.

City of Jacksonville
Tree Commission
Financials Combined
Balance Sheet
May 31, 2025

Cash	38,773,209.01
-------------	---------------

Accounts Payable	10,837.75
Other Adjustments	-

Fund Balance	
Beginning Fund Balance	35,621,970.65
YTD Gain\Loss	3,140,400.61
Adjusted Fund Balance	<u>38,762,371.26</u>

Available Balance Calculation

Cash	38,773,209.01	Bank Funds
Less:		
AP	10,837.75	
Other Adjustments	-	
Funds Available	8,152,115.48	Appropriated Funds by City Council
Encumbrances (Open POs)	4,566,804.65	Appropriated and Allocated
Sub-Total Adjustments	<u>12,729,757.88</u>	

Unappropriated/Unallocated	<u>26,043,451.13</u>	Funds 15304 & 15305
-----------------------------------	----------------------	---------------------

BJP Unallocated Funds	<u>-</u>	Better Jacksonville Plan * Funds Available Moved to County-Wide Tree Prog
------------------------------	----------	--

* Better Jacksonville funds were appropriated to
Activity 378 - County Wide Tree Prog Right of Way
Not in Ordinance Fund.

City of Jacksonville
Tree Commission
Financials Combined
Statement of Activity
May 31, 2025

	Actuals		Budget
	31-May	YTD	
Revenues			
Ordinance appropriation			530,506.00
Tree Mitigation Funds - Article 25	44,479.00	565,792.00	
Investment Pool Earnings	239,285.15	861,998.70	
Contributions From Private Sources	343,852.00	4,085,835.00	
Misc Sales and Charges	-	-	
Contribution-Loss Deductible	-	25,237.99	
Transfer from fund balance	-	-	
Total	627,616.15	5,538,863.69	530,506.00
Expenses			
Summarized expenses	49,141.62	2,398,463.08 *	12,700,773.21
Net	578,474.53	3,140,400.61	(12,170,267.21)

* Budget is comprised of current year budget and prior year carry forward.

City of Jacksonville
Tree Commission
Ordinance - 15304 - Tree Protection & Related Expenditures
Balance Sheet
May 31, 2025

<u>Equity in Pooled Cash</u>	27,834,129.84
<u>Accounts Payable</u>	10,837.75
<u>Other Adjustments</u>	-
<u>Fund Balance</u>	
Beginning Fund Balance	25,306,786.95
YTD Gain\Loss	2,516,505.14
Adjusted Fund Balance	<u>27,823,292.09</u>
<u>Available Balance Calculation</u>	
Cash	27,834,129.84
Less:	
AP	10,837.75
Other Adjustments	-
Funds Available(Budget)	6,152,771.30
Encumbrances (Open POs)	<u>4,201,769.63</u>
Sub-Total Adjustments	<u>10,365,378.68</u>
Unappropriated/Unallocated	<u><u>17,468,751.16</u></u>

City of Jacksonville
Tree Commission
Ordinance - 15304 - Tree Protection & Related Expenditures
Statement of Activity
May 31, 2025

	<u>31-May</u>	<u>YTD</u>	<u>Budget</u>
Revenues			
Ordinance appropriation			530,506.00
Tree Mitigation Funds - Article 25	-	51,346.00	
Investment Pool Earnings	170,675.00	616,928.43	
Contributions From Private Sources	343,852.00	4,085,835.00	
Misc Sales and Charges	-	-	
Contribution-Loss Deductible	-	25,237.99	
Total Revenue	<u>514,527.00</u>	<u>4,779,347.42</u>	<u>530,506.00</u>
Expenses			
Expenses	49,141.62	2,262,842.28	12,700,773.21
Net	<u>465,385.38</u>	<u>2,516,505.14</u>	<u>(12,170,267.21)</u>

City of Jacksonville
Tree Commission
Charter - 15305- Tree Mitigation & Related Expenditures
Balance Sheet
May 31, 2025

<u>Equity in Pooled Cash</u>	10,939,079.17
-------------------------------------	---------------

<u>Accounts Payable</u>	-
--------------------------------	---

<u>Fund Balance</u>	
Beginning Fund Balance 10/1/24	10,315,183.70
YTD Gain\Loss	<u>623,895.47</u>
Adjusted Fund Balance	<u>10,939,079.17</u>

Available Balance Calculation	
Cash	10,939,079.17
Less:	
AP	-
Funds Available	1,999,344.18
Encumbrances (Open POs)	<u>365,035.02</u>
Sub-total	<u>2,364,379.20</u>

Unappropriated/Unallocated	<u><u>8,574,699.97</u></u>
-----------------------------------	----------------------------

City of Jacksonville
Tree Commission
Charter - 15305- Tree Mitigation & Related Expenditures
Statement of Activity
May 31, 2025

	<u>Actuals</u>		<u>Budget</u>
	<u>31-May</u>	<u>YTD</u>	
Revenues			-
Tree Mitigation Funds - Article 25	44,479.00	514,446.00	
Investment Pool Earnings	68,610.15	245,070.27	
	<u>113,089.15</u>	<u>759,516.27</u>	
Expenses			
Trust Fund Authorized Expenditures	-	135,620.80	-
Net	<u>113,089.15</u>	<u>623,895.47</u>	<u>-</u>

May-25

Ledger COJ PL - Modified Accrual

Fund 15304 Tree Protection & Related

Account	Description	Beginning Balance (USD)	Debits (USD)	Credits (USD)	Ending Balance (USD)
104001	Equity in Pooled Cash Account	28,405,516.94	735,797.11	114,385.99	29,026,928.06
104201	Cash - JP Accounts Payable	-133,413.00	0.00	46,436.00	-179,849.00
104206	Cash - JP General Deposit	-1,323,448.40	4,710,288.19	3,807,416.86	-420,577.07
104299	Bank Clearing	-527,070.43	3,806,190.86	3,452,531.47	-173,411.04
104998	Zero Invoice Clearing	-2,077.50	0.00	0.00	-2,077.50
104999	Cash Clearing	-416,883.61	0.00	0.00	-416,883.61
201101	Vouchers Payable Account	-693,649.07	6,994,714.33	6,311,903.01	-10,837.75
216101	Accrued Payroll Payable	-2,187.98	2,187.98	0.00	0.00
284101	Fund Balance - Unassigned Account	-25,306,786.95	0.00	0.00	-25,306,786.95
					-2,516,505.14
					-27,823,292.09
343750	Tree Mitigation Funds - Article 25	0.00	0.00	51,346.00	-51,346.00
361101	Investment Pool Earnings	0.00	0.00	616,928.43	-616,928.43
366020	Contributions From Private Sources	0.00	46,436.00	4,132,271.00	-4,085,835.00
369400	Contribution-Loss Deductible	0.00	0.00	25,237.99	-25,237.99
512010	Permanent and Probationary Salaries	0.00	47,273.38	1,931.73	45,341.65
514010	Salaries Overtime	0.00	2,729.07	0.00	2,729.07
521020	Medicare Tax	0.00	643.88	24.45	619.43
522070	Disability Trust Fund-ER	0.00	141.87	5.79	136.08
522130	GEPP Defined Contribution DC-ER	0.00	5,530.98	226.01	5,304.97
523010	Group Dental Plan	0.00	120.00	0.00	120.00
523030	Group Life Insurance	0.00	64.12	0.00	64.12
523040	Group Hospitalization Insurance	0.00	9,388.00	0.00	9,388.00
524001	City Employees Worker's Compensation	0.00	2,175.36	0.00	2,175.36
545020	General Liability Insurance	0.00	210.64	0.00	210.64
549006	Trust Fund Authorized Expenditures	0.00	4,597,948.36	2,401,335.40	2,196,612.96
549032	Clothing, Clean, Shoe Transfer Allow	0.00	140.00	0.00	140.00
Total for Fund 15304		0.00	20,961,980.13	20,961,980.13	-2,516,505.14

May-25

Ledger**Fund**

Account	Description	Beginning Balance (USD)	Debits (USD)	Credits (USD)	Ending Balance (USD)
104001	Equity in Pooled Cash	8,515,013.70	304,246.27	0.00	8,819,259.97
104201	Cash - JP Accounts Payable	-2,295.00	0.00	0.00	-2,295.00
104206	Cash - JP General Deposit	1,802,465.00	514,446.00	194,796.80	2,122,114.20
104299	Bank Clearing	0.00	135,620.80	135,620.80	0.00
201101	Vouchers Payable Account	0.00	146,639.32	146,639.32	0.00
284101	Fund Balance - Unassigned	-10,315,183.70	0.00	0.00	-10,315,183.70
					-623,895.47
					-10,939,079.17
343750	Tree Mitigation Funds - Article	0.00	0.00	514,446.00	-514,446.00
361101	Investment Pool Earnings	0.00	0.00	245,070.27	-245,070.27
549006	Trust Fund Authorized	0.00	141,130.06	5,509.26	135,620.80
Total for		0.00	1,242,082.45	1,242,082.45	-623,895.47

End of Report

As of 6/5/2025

Review Budgetary Control Balances

Done

* Control Budget

COJ Detail Budget

Saved Search

Search

Amount Type

Year to date

* Budget Period

May-25

Funds Available

All amounts

Currency

USD

* Fund

15304

* Center

All Center Values

* Account

500000

* Project

All Project Values

* Activity

All Activity Values

* Interfund

All Interfund Values

* Future

All Future Values

Search

Reset

Save

Budget Balances

View

Detach

Wrap

Transfer Budget

0

	Fund	Center	Account	Project	Activity	Interfund	Future	Year to Date Period	Initial Budget	Budget Adjustments	Total Budget	Commitments	Obligations	Expenditures	Total Consumption	Funds Available Amount
	15304	154006	518001	000000	00000000	00000	0000000	May-25	0.00	0.00	0.00	0.00	0.00	0.00	0.00	0.00
	15304	154006	521020	000000	00000000	00000	0000000	May-25	1,023.00	14.06	1,037.06	0.00	0.00	619.43	619.43	417.63
	15304	154006	522070	000000	00000000	00000	0000000	May-25	211.00	-7.53	203.47	0.00	0.00	136.08	136.08	67.39
	15304	154006	522130	000000	00000000	00000	0000000	May-25	8,227.00	-291.44	7,935.56	0.00	0.00	5,304.97	5,304.97	2,630.59
	15304	154006	523010	000000	00000000	00000	0000000	May-25	180.00	-330.00	-150.00	0.00	0.00	120.00	120.00	-270.00
	15304	154006	523030	000000	00000000	00000	0000000	May-25	124.00	144.76	268.76	0.00	0.00	64.12	64.12	204.64
	15304	154006	523040	000000	00000000	00000	0000000	May-25	10,519.00	-6,557.26	3,961.74	0.00	0.00	9,388.00	9,388.00	-5,426.26
	15304	154006	524001	000000	00000000	00000	0000000	May-25	3,263.00	0.00	3,263.00	0.00	0.00	2,175.36	2,175.36	1,087.64
	15304	154006	545020	000000	00000000	00000	0000000	May-25	316.00	0.00	316.00	0.00	0.00	210.64	210.64	105.36
	15304	154006	549006	000000	00000000	00000	0000000	May-25	479,516.00	-10,259.15	469,256.85	0.00	38,732.15	430,242.53	468,974.68	282.17
	15304	154006	549032	000000	00000000	00000	0000000	May-25	140.00	-240.00	-100.00	0.00	0.00	140.00	140.00	-240.00
	15304	154007	549006	000000	00000000	00000	0000000	May-25	0.00	2,329,477.12	2,329,477.12	0.00	90,359.04	123,882.06	214,241.10	2,115,236.02
Total									573,834.00	12,126,939.21	12,700,773.21	0.00	4,201,769.63	2,346,232.28	6,548,001.91	6,152,771.30

		5/31/2025	4/30/205	MoM Variance
Total Budget		12,700,773.21	12,818,473.40	(117,700.19)
Encumbrance		4,201,769.63	3,931,084.63	270,685.00
Available Funds		6,152,771.30	6,673,688.11	(520,916.81)

As of 6/5/2025

Review Budgetary Control Balances

* Control Budget COJ Detail Budget ▼

Search

Amount Type Year to date

* Budget Period	May-25	▼
-----------------	--------	---

Funds Available All amounts

Currency USD

* Fund	15305	▼
--------	-------	---

* Center	All Center Values	▼
----------	-------------------	---

* Account	500000	▼
-----------	--------	---

* Project All Project Values

* Activity All Activity Values ▼

* Interfund All Interfund Values ▼

* Future	All Future Values	▼
----------	-------------------	---

Search Reset Save


Reset Save

Save

Done

Budget Balances

View ▾    Detach  Wrap Transfer Budget ▾  0


																
	Fund	Center	Account	Project	Activity	Interfund	Future	Year to Date Period	Initial Budget	Budget Adjustments	Total Budget	Commitments	Obligations	Expenditures	Total Consumption	Funds Available Amount
	15305	151004	549006	000000	00000378	00000	00000000	May-25	0.00	1,000,000.00	1,000,000.00	0.00	153,477.32	36,675.63	190,152.95	809,847.05
	15305	151004	549006	000000	00001315	00000	00000000	May-25	0.00	1,500,000.00	1,500,000.00	0.00	211,557.70	98,945.17	310,502.87	1,189,497.13
	Total								0.00	2,500,000.00	2,500,000.00	0.00	365,035.02	135,620.80	500,655.82	1,999,344.18

	<u>5/31/2025</u>	<u>4/30/2025</u>	<u>MoM Variance</u>
Total Budget	2,500,000.00	2,500,000.00	-
Encumbrance	365,035.02	261,225.34	103,809.68
Available Funds	1,999,344.18	2,103,153.86	(103,809.68)

As of 6/5/2025

Review Budgetary Control Balances

* Control Budget	COJ Detail Budget	▼
------------------	-------------------	---

Saved Search 

Search

Amount Type Year to date ▼

* Budget Period	May-25	▼
-----------------	--------	---

Funds Available	All amounts	▼
-----------------	-------------	---

Currency USD

* Fund	35101	▼
--------	-------	---

* Center	All Center Values	▼
----------	-------------------	---

* Account	500000	▼
-----------	--------	---

* Project All Project Values ▼

* Activity	00000378	▼
------------	----------	---

* Interfund	All Interfund Values	▼
-------------	----------------------	---

* Future	All Future Values	▼
----------	-------------------	---


Search

Reset

Save

Budget Balances

View **Detach** Wrap **Transfer Budget** 0


	<input type="text"/>	<input type="text"/>	<input type="text"/>	<input type="text"/>	<input type="text"/>	<input type="text"/>	<input type="text"/>	<input type="text"/>	<input type="text"/>	<input type="text"/>	<input type="text"/>	<input type="text"/>	<input type="text"/>	<input type="text"/>	<input type="text"/>	<input type="text"/>
	Fund	Center	Account	Project	Activity	Interfund	Future	Year to Date Period	Initial Budget	Budget Adjustments	Total Budget	Commitments	Obligations	Expenditures	Total Consumption	Funds Available Amount
	35101	151004	561030	000000	00000378	000000	00000000	May-25	0.00	1,537,783.84	1,537,783.84	0.00	551,999.09	985,784.75	1,537,783.84	0.00
	Total								0.00	1,537,783.84	1,537,783.84	0.00	551,999.09	985,784.75	1,537,783.84	0.00

Columns Hidden 10 Columns Frozen 8

	<u>5/31/2025</u>	<u>4/30/2025</u>	<u>MoM Variance</u>
Total Budget	1,537,783.84	1,537,783.84	-
Encumbrance	551,999.09	645,738.05	(93,738.96)
Available Funds	-	-	-


[Home](#) [Tree Mitigation](#) [Tree Commission](#) [About](#)


Welcome Guest (Visitor) [Log in](#)



TREE MITIGATION


CITY OF JACKSONVILLE






TREE REMOVAL PERMIT INFORMATION

Click here to search detailed information on Site Clearing and Tree Removal Permits. In reviewing tree removal information on a specific permit, for "B" permits click on the Spec 2 tab; for "L" permits click on the Tree Mitigation tab.




TREE FUND CITY PLANTING PROJECTS

Click here to search detailed information about City Tree Fund Planting Projects.




AVAILABLE FOR APPROPRIATION

15F (Ordinance):	\$17,385,361.16
15N (Charter):	\$8,574,699.97
Total:	\$25,960,061.13



FILE AN ISSUE

Click here to report site clearing or tree removal without a permit, or to request tree maintenance on public property. In the CARE System, select "Tree Remove or Landscape Violation" from the dropdown.



If you experience difficulty viewing or accessing the documents provided on this site, or navigating this application's table features, using any assistive technology please contact the Disabled Services Division at 904-630-4940 or 904-630-4933 (TTY) to request an accommodation.

© 2025 - Official City of Jacksonville and Duval County Government Website, All Rights Reserved.

Version: 1.0.0.6

13 of 13

AVAILABLE FOR APPROPRIATION (a)

15304 (15F)	Ordinance	\$ 15,467,345.16
15305 (15N)	Charter	\$ 8,734,660.97
		<u>\$ 24,202,006.13</u>

<u>FY24 Revenues:</u>	<u>15304 (15F)</u>	<u>15305 (15N)</u>
May	\$ 498,969.05	\$ 116,474.24
June	\$ 277,145.24	\$ 62,006.36
July	\$ 575,491.91	\$ 124,329.19
August	\$ 473,477.12	\$ 259,575.22
September	\$ 859,003.34	\$ 128,993.97

<u>FY25 Revenues:</u>		
October	\$ 478,603.00	\$ 89,080.00
November	\$ 574,360.12	\$ 71,839.60
December	\$ 496,845.39	\$ 114,108.17
January	\$ 257,231.09	\$ 66,201.11
February	\$ 559,517.00	\$ 71,469.06
March	\$ 900,099.82	\$ 103,254.18
April	\$ 1,115,970.47	\$ 167,494.98
May	\$ 489,592.53	\$ 76,069.17

<u>FY24 Expenses:</u>	<u>15304 (15F)</u>	<u>15305 (15N)</u>
May	\$ 428,409.97	\$ -
June	\$ 820,717.65	\$ -
July	\$ 389,709.43	\$ -
August	\$ 360,522.52	\$ -
September	\$ 360,843.20	\$ -

<u>FY25 Expenses:</u>		
October	\$ 30,938.21	\$ -
November	\$ 279,657.16	\$ 98,945.17
December	\$ 357,285.21	\$ -
January	\$ 283,809.67	\$ 5,509.26
February	\$ 684,299.22	\$ -
March	\$ 183,691.45	\$ 82,900.00
April	\$ 399,875.13	\$ 31,166.37
May	\$ 126,676.23	\$ -

	<u>15304 (15F)</u>	<u>15305 (15N)</u>
Funds Available (b)	\$ 8,252,473.05	\$ 1,999,344.18
Obligations (c)	\$ 4,182,556.03	\$ 365,035.02

THE BIG 4

<u>Title</u>	<u>Obligations</u>	<u>Funds Available</u>
Level 2 Tree Planting Program - Fund 15304 (d)	\$ 2,349,610.78	\$ 1,334,359.40
Level 2 Tree Planting Program - Fund 15305 (d)	\$ 211,557.70	\$ 1,189,497.13
Level 3 Tree Planting Program - Fund 15304 (d)	\$ 1,316,974.36	\$ 2,360,674.24
Remove/Replace - Fund 15304 (e)	\$ 406,093.30	\$ 2,274,737.05
Remove/Replace - Fund 35101 (e)	\$ 551,999.09	\$ -
Remove/Replace - Fund 15305 (e)	\$ 153,477.32	\$ 809,847.05
630-CITY Tree Planting Program - Fund 15304 (e)	\$ 90,359.04	\$ 2,115,236.02

Prepared 6/9/25 LD

The City of Jacksonville has two separate laws that provide protection for certain trees and require mitigation for damage or removal of certain trees caused by the process of land development. Mitigation is required either through planting or replanting of a calculated amount of mitigation trees or through making a specified payment into the Tree Protection and Related Expenses Trust Fund codified by Sec. 111.760, Ordinance Code. These laws are Article 25 of the Charter of the City of Jacksonville and Chapter 656, Part 12, Subparts A & B of the Ordinance Code. Each provision has specific criteria for what is characterized as a "protected tree" and thus would require replacing through the development process of a site, or if a replacement is not made, how the "mitigation fee" is calculated for removal of trees without replacement. The mitigation fee that is paid by developers who are unable to replace the trees destroyed during construction, as required by both provisions, is placed in the Tree Protection and Related Expenses Trust Fund. Moreover, funds received from application of the Charter are held in Fund 15305 and funds received from application of the Ordinance Code are held in the Fund 15304.

Jacksonville Tree Commission

Available Funds Summary (as of June, 2025)

	May-25	June-25
15F Ordinance Funds Available for Council Appropriation (a)	\$16,753,133.97	\$17,385,361.16
Allocated for Remove and Replace to Public Works (b)	\$1,056,310.21	\$984,584.10
Allocated for 630-City to Public Works (c)	\$2,115,236.02	\$2,115,236.02
Available for Level 2 Allocation by Tree Commission (d)	\$3,037,284.24	\$2,523,856.53
Available for Level 3 Allocation by Tree Commission (e)	\$2,360,674.24	\$2,360,674.24
Total Allocated to PW for 630-City and Remove & Replace (b) + (c)	\$3,171,546.23	\$3,099,820.12
Total Available for Allocation by Tree Commission (d) + (e)	\$5,397,958.48	\$4,884,530.77
15N Charter Funds Available for Council Appropriation (f)	\$8,461,610.82	\$8,574,699.97
BJP Tree Mitigation Dollars available for Council Appropriation (g)	\$0.00	\$0.00
Total Avail for Appropriation by Council (a) + (f) + (g)	\$25,214,744.79	\$25,960,061.13
Total Avail for Allocation by Tree Commission (d) + (e)	\$5,397,958.48	\$4,884,530.77
Total Funds Not Obligated	\$33,784,249.50	\$33,944,412.02

Encumbered Funds Summary (as of June, 2025)

	May-25	Jun-25
Obligated Level 2 Proj Funds	\$2,245,138.17	\$2,607,618.87
Obligated Level 3 Proj Funds	\$1,316,974.36	\$1,316,974.36
Total Funds Obligated	\$3,562,112.53	\$3,924,593.23

Since 2017

15F Remove and Replace

15304 Ordinance Funds Available for Appropriation: As of 06/01/2025 there is \$17,385,361.16

Appropriated	Date	Project	Purchase Order Amount	Date	Remainder	Status
\$300,000.00	Nov-18					
\$2,000,000.00	Nov-19					
\$2,000,000.00	Apr-21					
\$4,000,000.00	Dec-22					
		Parks Replacement (FY24)	\$500,000.00	11/27/2023	\$61,591.00	Open
		Baymeadows R&R	\$169,819.05	12/21/2023	\$25,472.86	Open
		Round 20	\$63,000.00	1/19/2024	\$6,300.00	Open
		Old Saint Augustine R&R	\$55,877.46	2/14/2024	\$8,381.62	Open
		Round 22	\$27,425.81	3/6/2024	\$5,485.16	Open
		Fort Caroline R&R	\$185,252.23	3/28/2024	\$27,787.84	Open
		2024-03	\$90,400.00	5/2/2024	\$18,080.00	Open
		Greenland Road R&R	\$101,044.45	5/8/2024	\$15,156.67	Open
		2024-04	\$108,600.00	5/14/2024	\$21,720.00	Open
		Parks Remove and Replace (FY 25 Removals)	\$100,000.00	3/5/2025	\$100,000.00	Open
		Parks Remove and Replace (FY 25 Replacements)	\$100,000.00	4/4/2025	\$65,680.00	Open
		Remove and Replace Old Saint Augustine @ I-95	\$42,341.33	4/9/2025	\$42,341.33	Open
		Remove and Replace Golf/Air JSEB Office	\$4,414.50	4/9/2025	\$882.90	Open
		University and Merrill Remove and Replace	\$7,163.92	4/18/2025	\$7,163.92	Open
\$8,300,000.00	Total	Total	\$8,879,393.11	Total	\$406,043.30	
				Available for 15F Remove and Replace Allocation	\$174,737.05	

Definitions of Terms

Available for Appropriation- Requires City Council Approval

Allocated- Already been approved by City Council/Tree Commission and MBRC approved funds

Obligation- Funds have been assigned to a project and a purchase order has been issued

Green fill indicates amount available in pool of money

Orange fill indicated total money for column

Since 2017

15N Remove and Replace

15305 Charter Funds Available for Appropriation: As of 06/01/2025 there is \$8,574,699.97

Appropriate Date	Project	Purchase Order Amount	Date	Remainder	Status
\$1,000,000.00	Jun-24				
	Gator Bowl R&R	\$6,886.58	10/28/2024	\$1,377.32	Open
	R&R 2025-01	\$82,900.00	4/11/2025	\$82,900.00	Open
	R&R 2025-02	\$69,200.00	5/5/2025	\$69,200.00	Open
\$1,000,000.00	Total	\$190,152.95	Total	\$153,477.32	
Available for 15N Remove and Replace Allocation					
				\$809,847.05	

Definitions of Terms

Available for Appropriation- Requires City Council Approval

Allocated- Already been approved by City Council/Tree Commission and MBRC approved funds

Obligation- Funds have been assigned to a project and a purchase order has been issued

Green fill indicates amount available in pool of money

Orange Fill indicated total money for column

Since 2017

BJP Remove and Replace

Better Jacksonville Plan- Tree Mitigation Dollars available for Appropriation: As of 06/01/2025 there is \$0

Appropriated	Date	Project	Purchase Order Amount	Date	Remainder	Status
\$1,717,826.00	Jun-24					
		Courthouse R&R	\$2,295.54	8/9/2024	459.12	Open
		Main Street R&R	\$369,995.86	8/9/2024	\$73,999.17	Open
		Shindler and Rampart R&R	\$74,564.42	11/15/2024	\$11,184.66	Open
		Parks Remove and Replace Removals	\$334,457.97	12/3/2024	\$38,588.79	Open
		PWML Remove and Replace Removals	\$400,000.00	12/3/2024	\$241,136.35	Open
		Monument and Cobblestone R&R	\$173,283.67	1/9/2025	\$34,656.73	Open
		Southeast Regional Library	\$57,231.54	1/17/2025	\$11,446.31	Open
		Hodges Blvd R&R	\$112,120.86	2/11/2025	\$28,657.45	Open
		1st St R&R	\$102,509.54	2/27/2025	\$20,501.91	Open
		City Hall Remove and Replace	\$91,366.60	2/28/2025	\$91,366.60	Open
\$1,717,826.00	Total	Total	\$1,717,826.00	Total	\$551,997.09	
					Available for BJP Remove and Replace Allocation	\$0.00

Definitions of Terms

Available for Appropriation- Requires City Council Approval

Allocated- Already been approved by City Council/Tree Commission and MBRC approved funds

Obligation- Funds have been assigned to a project and a purchase order has been issued

Green fill indicates amount available in pool of money

Orange fill indicated total money for column

Since 2017

630-City

15304 Ordinance Funds Available for Appropriation: As of 06/01/2025 there is \$17,385,361.16

Appropriated	Date	Project	Purchase Order Amount	Date	Remainder	Status
\$200,000.00	Nov-18					
\$1,600,000.00	Aug-19					
\$2,000,000.00	Jan-25					
\$2,000,000.00	Jan-20					
\$2,000,000.00	Dec-22					
		630-City Round 22	\$126,345.60	6/28/2024	\$25,269.12	Open
		630-City Round 23	\$100,258.80	11/22/2024	\$20,051.76	Open
		630-City Round 24	\$30,210.00	2/7/2025	\$30,210.00	Open
\$7,800,000.00	Total	Total	\$4,739,278.02	Total	\$75,530.88	
					Available for 630-City Allocation	\$2,115,236.02

Definitions of Terms

Available for Appropriation- Requires City Council Approval

Allocated- Already been approved by City Council/Tree Commission and MBRC approved funds

Obligation- Funds have been assigned to a project and a purchase order has been issued

Green fill indicates amount available in pool of money

Orange Fill indicated total money for column

Since 2017

15F Level 2

15304 Ordinance Funds Available for Appropriation: As of 06/01/2025 there is \$17,385,361.16

Appropriated Date	Project	Allocation	Date	Purchase Order Amount	Date	Remainder	Status
\$1,000,000.00	Feb-19						
\$2,000,000.00	Jan-20						
\$2,000,000.00	Jan-21						
\$2,000,000.00	Aug-21						
\$8,000,000.00	Jun-22						
	Park Street Rd Diet	\$399,526.00	6/16/2021	\$399,526.00	8/24/2021	\$399,526.00	On Hold
	Saint Johns Bluff Rd	\$388,238.50	7/20/2022	\$388,238.50	8/29/2022	\$38,823.84	Open
	Airport Center Drive East	\$153,643.00	11/16/2022	\$153,643.00	12/29/2022	\$7,682.15	Open
	GoldStar Phase 2	\$2,300,000.00	12/21/2022	\$1,141,500.00	7/14/2023	\$171,225.00	Open
	Fort Caroline Rd Pond	\$61,479.00	2/15/2023	\$61,479.00	3/21/2023	\$3,073.95	Open
	Kernan BLVD N	\$591,059.00	2/15/2023	\$591,059.00	3/23/2023	\$59,105.90	Open
	Price Park	\$27,216.00	4/19/2023	\$27,216.00	5/11/2023	\$1,360.80	Open
	Amelia View Phase 2	\$62,370.00	4/19/2023	\$62,370.00	5/11/2023	\$3,118.50	Open
	Gator Bowl	\$41,185.00	7/19/2023	\$41,185.00	8/10/2023	\$2,059.25	Open
	7th Street E	\$88,355.00	8/16/2023	\$88,355.00	9/14/2023	\$4,417.75	Open
	District 7 and 10 Corridors	\$75,451.50	9/20/2023	\$75,451.50	11/1/2023	\$7,545.14	Open
	Hodges Blvd	\$137,667.34	10/18/2023	\$137,667.34	12/14/2023	\$13,766.73	Open
	Lift Ev'ry Voice and Sing Park	\$223,335.00	11/15/2023	\$223,335.00	1/10/2024	\$44,667.00	Open
	Parks Senior and Community Centers	\$172,450.00	1/17/2024	\$172,450.00	4/2/2024	\$34,510.00	Open
	Southern S-Line Enhancement	\$131,600.00	1/17/2024	\$131,600.00	4/2/2024	\$26,320.00	Open
	McGirts Creek Preserve Restoration (Planting)	\$182,750.00	1/17/2024	\$182,750.00	4/2/2024	\$182,750.00	Open

15F Level 2

15304 Ordinance Funds Available for Appropriation: As of 06/01/2025 there is \$17,385,361.16

Appropriated Date	Project	Allocation	Date	Purchase Order Amount	Date	Remainder	Status
	McGirts Creek Preserve Restoration (Consulting)	\$82,250.00	1/17/2024	\$82,250.00	8/23/2024	\$82,250.00	Open
	Various Parks	\$136,800.00	4/17/2024	\$136,800.00	5/29/2024	\$54,720.00	Open
	Alden Road	\$76,282.56	6/28/2024	\$76,282.56	7/11/2024	\$15,256.51	Open
	JTA Bus Stops Phase 1	\$34,533.86	7/17/2024	\$34,533.86	9/10/2024	\$6,906.77	Open
	State Street Plan	\$298,769.36	9/18/2024	\$298,769.36	10/31/2024	\$211,356.23	Open
	Gonzales Park	\$106,397.74	11/20/2024	\$106,397.74	12/16/2024	\$21,279.55	Open
	Murray Hill	\$33,119.53	11/20/2024	\$33,119.53	12/13/2024	\$6,623.91	Open
	Merrill Road	\$7,998.33	11/20/2024	\$7,998.33	12/13/2024	\$1,599.67	Open
	Walter Anderson Park	\$10,700.00	11/20/2024	\$10,700.00	1/13/2025	\$4,280.00	Open
	Touchton Road Park	\$85,400.00	11/20/2024	\$85,400.00	1/13/2025	\$34,160.00	Open
	Maxville Park	\$219,325.00	11/20/2024	\$219,325.00	1/13/2025	\$87,730.00	Open
	Jullington Durbin Preserve	\$52,950.00	11/20/2024	\$52,950.00	1/13/2025	\$18,160.00	Open
	Greenland Park	\$86,475.00	11/20/2024	\$86,475.00	1/13/2025	\$34,590.00	Open
	Glynlea Park	\$81,000.00	11/20/2024	\$81,000.00	1/13/2025	\$32,400.00	Open
	Genovar Park	\$56,900.00	11/20/2024	\$56,900.00	1/13/2025	\$56,900.00	Open
	Black Hammock Island Park	\$94,150.00	11/20/2024	\$94,150.00	1/13/2025	\$37,660.00	Open
	Backridge Park	\$51,575.00	11/20/2024	\$51,575.00	1/13/2025	\$20,630.00	Open
	Atlantic Blvd	\$45,379.20	12/18/2024	\$45,379.20	1/31/2025	\$9,075.84	Open
	Palmetto Leaves Park	\$152,650.00	12/18/2024	\$152,650.00	2/11/2025	\$61,060.00	Open
	Five Points	\$35,226.79	2/19/2025	\$35,226.79	4/4/2025	\$35,226.79	Open
	Jacksonville Zoo Level 2	\$52,255.97	2/19/2025	\$52,255.97	4/4/2025	\$52,255.97	Open
	Amelia View Phase 3	\$1,986.53	2/19/2025	\$1,986.53	4/4/2025	\$1,986.53	Open
	Pearl St	\$38,872.69	3/19/2025	\$38,872.69	4/23/2025	\$38,872.69	Open
	Neptune Beach Phase 1	\$46,970.28	3/19/2025	\$46,970.28	4/23/2025	\$46,970.28	Open
	Windy Hills Park	\$55,205.00	3/19/2025	\$55,205.00	5/7/2025	\$55,205.00	Open
	Terrace Park	\$30,620.00	3/19/2025	\$30,620.00	5/7/2025	\$30,620.00	Open

15F Level 2

15304 Ordinance Funds Available for Appropriation: As of 06/01/2025 there is \$17,385,361.16

Appropriated Date	Project	Allocation	Date	Purchase Order Amount	Date	Remainder	Status
	Riverview Park	\$49,475.00	3/19/2025	\$49,475.00	5/7/2025	\$49,475.00	Open
	Oceanway Park	\$51,000.00	3/19/2025	\$51,000.00	5/7/2025	\$51,000.00	Open
	District 10 Parks	\$135,915.00	3/19/2025	\$135,915.00	5/7/2025	\$135,915.00	Open
	Beaver Dam Road	\$56,329.02	4/30/2025	\$56,329.02	4/30/2025	\$56,329.02	Open
\$15,000,000.00	Total	\$15,412,165.97	Total	\$13,113,024.66	Total	\$2,350,447.17	
				Available for 15F Level 2 Allocation			
				\$1,334,359.40			

Definitions of Terms**Available for Appropriation-** Requires City Council Approval**Allocated-** Already been approved by City Council/Tree Commission and MBRC approved funds**Encumbered-** Funds have been assigned to a project and a purchase order has been issued

Green fill indicates amount available in pool of money

Orange Fill indicated total money for column

Since 2017

15N Level 2

15305 Charter Funds Available for Appropriation: As of 06/01/2025 there is \$8,574,699.97

Appropriated	Date	Project	Allocation	Date	Purchase Order Amount	Date	Remainder	Status
\$1,500,000.00	Jun-24							
		Gate Parkway	\$123,681.46	7/17/2024	\$123,681.46	10/24/2024	\$24,736.29	Open
		Amelia View Phase 3	\$42,644.07	2/19/2025	\$42,644.07	4/4/2025	\$42,644.07	Open
		Jacksonville Zoo Level 2	\$88,908.03	2/19/2025	\$88,908.03	4/4/2025	\$88,908.03	Open
		Pearl Street Level 2	\$13,243.50	3/19/2025	\$13,243.50	4/23/2025	\$13,243.50	Open
		Neptune Beach Phase 1	\$7,416.13	3/19/2025	\$7,416.13	4/23/2025	\$7,416.13	Open
		Beaver Dam Road	\$34,609.68	4/30/2025	\$34,609.68	6/2/2025	\$34,609.68	Open
\$1,500,000.00	Total	Total	2/14/2750	Total	\$310,502.87	Total	\$257,171.70	
							Available for 15N Level 2 Allocation	\$1,189,497.13

Definitions of Terms

Available for Appropriation- Requires City Council Approval

Allocated- Already been approved by City Council/Tree Commission and MBRC approved funds

Encumbered- Funds have been assigned to a project and a purchase order has been issued

Green fill indicates amount available in pool of money

Orange Fill indicated total money for column

Since 2017

Level 3

15304 Ordinance Funds Available for Appropriation: As of 06/01/2025 there is \$17,385,361.16

Appropriated Date	Project	Allocation	Date	Purchase Order Amount	Date	Remainder	Status
\$1,000,000.00	May-20						
\$1,000,000.00	Dec-22						
\$2,000,000.00	Jun-24						
	Jax Zoo	\$209,190.35	3/4/2021	\$209,190.35	10/27/2021	\$105,728.15	Open
	RiversEdge	\$1,211,246.21	3/20/2024	\$1,211,246.21	11/18/2024	\$1,211,246.21	Open
\$4,000,000.00	Total	\$1,662,035.56	Total	\$450,749.35	Total	\$1,316,974.36	
							Available for Level 3 Allocation
							\$2,360,674.24

Definitions of Terms

Available for Appropriation- Requires City Council Approval

Allocated- Already been approved by City Council/Tree Commission and MBRC approved funds

Obligation- Funds have been assigned to a project and a purchase order has been issued

Green fill indicates amount available in pool of money

Orange Fill indicated total money for column



City of Jacksonville Parks – Level 2 Tree Planting

Centennial Oak

Alexandria Oaks Park






LEVEL 2 COMMUNITY ORGANIZATION TREE PLANTING PROGRAM

The form below provides individual citizens and organizations with the opportunity to suggest a location for a tree planting project within Duval County that proposes to use funds from the City of Jacksonville Tree Protection and Related Expenses Trust Fund. If a citizen or organization is interested in suggesting a planting location for the City to implement, then use this form.

Requirements to utilize this program:

1. The location of the proposed planting must be:
 - a. In Duval County; and
 - b. On public property, such as a road right-of-way; a local, state or national park; Duval County School Board property, etc.
2. The number of trees requested may not exceed 200.

Complete the following information below:

1. Name/title of project: "San Marco Centennial Oak"
2. Legal name of organization/citizen making suggestion:
City of Jacksonville - Councilman Joe Carlucci
3. Organization or citizen mailing address:
117 West Duval Street, Suite 425, Jacksonville, FL 32202
4. Contact phone number: (904) 255-5205
Contact e-mail: JoeCarlucci@coj.net
5. Location/address of planting project:
Alexandria Oaks Park, 1620 Marco Place, Jacksonville, FL 32207
6. Has project information been shared with the Council Member of the district? Yes
7. Rationale for project (include information about the public benefit of the project):
This tree will be planted to commemorate the 100th Anniversary of San Marco becoming a neighborhood. It will also be the 100th tree planted in District 5 as part of Council 
8. Description of project:
18-22 inch Oak to be planted in Alexandria Oaks Park with a companion plaque and dedication ceremony. (Details to include soil prep, irrigation, possible relocation of one or two small trees to allow for a large diameter growing area).

If a citizen/organization is interested in proposing a project that they want to administer and implement, a more comprehensive application (Level 3) can be found at the following link: <http://www.coj.net/departments/public-works/tree-commission>.

Centennial Oak - Alexandria Oaks Park - 1620 Marco Place

Description	Unit	Quantity	Unit Price*	Extended Price
18"-22" Caliper Live Oak 40'-45' x 35'-40' : Delivered and Installed- includes 150 ton crane, and freight with wide load permits and (2) escorts for loads under 16' wide. Includes equipment, anchoring system, and drain under tree. Includes equipment, anchoring system, and drain under tree. 10x10, 60,000 lbs, 6-8 months of root pruning required in advance of delivery.	EA	1	\$55,850.00	\$55,850.00
Utility Locations Marked and coordinated with JEA as needed				
Coordinate with COJ Parks Maintenance Staff - onsite for installation regarding current use of site and possible impacts				
Core Soil Testing for soil structure and soil sampling test for nutrients & pH and recommended amendments				
Transplant of existing trees -- for installation and/or future crowding				
Irrigation plans/design, meter (JEA application & fees, timeframe for installation), installation of system, maintenance)				
Monitoring -- 2/3 years minimum for tree health (certified arborist) and status checks of irrigation system and analyzing frequency of watering, tree health assessments & corresponding reports.				
Restoration of park areas after installation -- heavy machinery impacts on sod/vegetation, fence				
MOT for delivery/installation on residential side-street, road closures as needed				
Warranty -- 2/3 years for tree and irrigation				
Maintenance following installation -- retrenchment caused tip dieback (may occur) which would involve trimming, fertilization, irrigation maintenance/repair/monitoring.				
	Job	1	\$35,000.00	\$35,000.00
Contingency - 10%				
	Job	1	\$9,085.00	\$9,085.00

\$99,935.00

Joe,

Thank you for your email with interest in our company's services.

Below is an estimate to supply, deliver and install (1) specimen signature live oak for the City of Jacksonville. Pricing is contingent on a site review, crane dimensions required after site review, and tree and freight dimensions.

(1) 14"-16" Caliper Live Oak 30'-35' x 30': \$41,500 delivered and installed- includes 75 ton crane, and freight with wide load permits and (1) escort for loads under 14' wide. Includes equipment, anchoring system, and drain under tree.

(1) 18"-22" Caliper Live Oak 40'-45' x 35'-40': \$55,850 delivered and installed- includes 150 ton crane, and freight with wide load permits and (2) escorts for loads under 16' wide. Includes equipment, anchoring system, and drain under tree.

Let me know if you have any questions !

Brittany Underhill

cell: 386-299-5339

office: 386-202-4798

www.urbanforestryworks.com



URBAN FORESTRY WORKS

NEW MAILING ADDRESS (please adjust your records):

P.O Box 37

Barberville, FL 32105



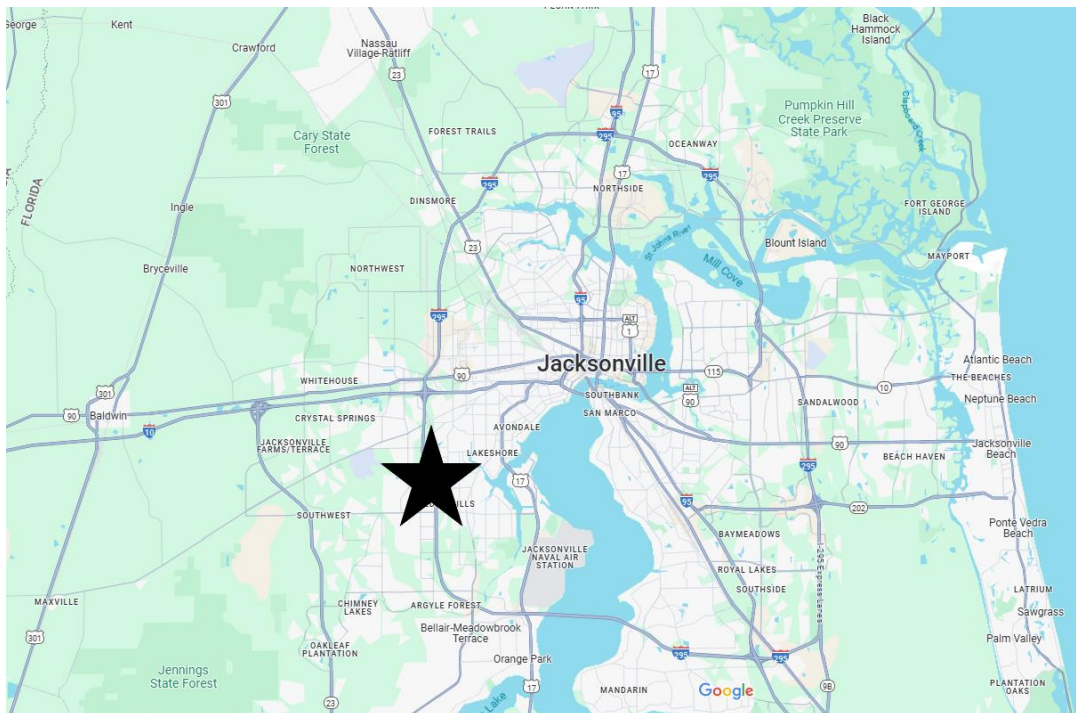
Oreily Drive West Level 2 Tree Planting

Scope of Work

Description:

A tree planting project has been requested for planting on Oreily Drive West between Autrey Ave West and Prellie Street. This project will take place in City Council District 9 and includes the planting of a variety of trees that will serve as an aesthetic improvement and a heat reduction purpose. In addition, these plantings will help to filter and slow down stormwater runoff before reaching the city's stormwater management infrastructure. This project includes the planting of 26 total trees, with no tree removals necessary. To see a map of the planting plan, please see <https://pg-cloud.com/JacksonvilleFL/?scenario=Oreily-Drive-West-Level-2>. All trees will be planted on public right of way areas within Duval County.

Approximate location of planting project within Duval County.



LEVEL 2 COMMUNITY ORGANIZATION TREE PLANTING PROGRAM

The form below provides individual citizens and organizations with the opportunity to suggest a location for a tree planting project within Duval County that proposes to use funds from the City of Jacksonville Tree Protection and Related Expenses Trust Fund. If a citizen or organization is interested in suggesting a planting location for the City to implement, then use this form.

Requirements to utilize this program:

1. The location of the proposed planting must be:
 - a. In Duval County; and
 - b. On public property, such as a road right-of-way; a local, state or national park; Duval County School Board property, etc.

Complete the following information below:

1. Name/title of project: Oreily Drive West Level 2
2. Legal name of organization/citizen making suggestion:
Justin Gearhart
3. Organization or citizen mailing address:
609 Saint Johns Bluff N, Jacksonville, Florida 32226
4. Contact phone number: 904-255-4327
Contact e-mail: Jgearhart@coj.net
5. Location/address of planting project:
Oreily Drive between Autrey Ave W and Prellie St
6. Has project information been shared with the Council Member of the district? Yes
7. Rationale for project (include information about the public benefit of the project):
Add shade and canopy to district with low amount of trees planted this year. Will improve aesthetic and heat island while also improve stormwater retention.
8. Description of project:
Planting 26 trees along the East side of Oreily Drive West in the right of way.

If a citizen/organization is interested in proposing a project that they want to administer and implement, a more comprehensive application (Level 3) can be found at the following link: <http://www.coj.net/departments/public-works/tree-commission>.

****To Be Completed By City of Jacksonville/Public Works Staff Only****

Level 2 - Community Organization Tree Planting Program Staff Checklist

Total number of trees to be installed

26

Project Title:

O'Reilly & W level 2

☒ Project is to be planted on Public Land

Total number of trees to be removed

0

☒ Project is located in Duval County

Activity		Complete
1	The species of trees are appropriately located.	J6
2	The number and placement of trees is appropriate.	J6
3	Trees being planted are approved pursuant to the ' <u>Tree Commission Approved Tree Planting List</u> '.	J6
4	Shade Trees are preferred; if non-shade trees are proposed, the use is appropriated/acceptable.	J6
5	Less than 25% of the total species of trees being planted are palms.	J6
6	The planting will not interfere with utilities or sight line requirements.	J6
7	The project does not include incidental landscaping. If so, the applicant must justify the reason for its inclusion.	J6
8	Construction required? Yes <input type="checkbox"/> No <input checked="" type="checkbox"/> If yes, are costs reasonable?	J6
9	Irrigation installed? Yes <input type="checkbox"/> No <input checked="" type="checkbox"/> If yes, are costs reasonable?	J6
10	The cost of the species of trees selected do not outweigh the benefits of the trees.	J6
11	Low maintenance plants are utilized.	J6
12	Location of plant material and irrigation (if applicable) has minimum adverse impact over time on infrastructure such as walks and roads.	J6
13	Species of trees being planted are beneficial to the City's tree canopy.	J6
14	The project provides unique benefit to the neighborhood, Council District, or City.	J6
15	The project has been reviewed with and meets the needs of the requesting entity.	J6
16	The Councilmember has been notified of the project.	J6

COMMENTS:



May 23, 2025

Re: Oreily Drive W Level 2

In accordance with bid #CP-0165-19, Liberty Landscape Supply proposes the following to include all labor, materials, equipment, taxes, delivery, installation, **2 Year Non-Irrigated** warranty, insurance, etc. for <https://pg-cloud.com/JacksonvilleFL/?scenario=Oreily-Drive-West-Level-2>:

ITEM	QUANTITY	PRICE/UNIT(NON-IRR)	TOTAL
Platanus occidentalis (American Sycamore) 3.5" Cal, 10' Ht, 65G, 5' Spd, 65G or 36" B&B	8	\$ 1,854.09	\$ 14,832.72
Ilex attenuata, (Eagleston Holly) 3" Cal, 12' Ht, 4' Spd, 65G or 36" B&B	11	\$ 2,207.25	\$ 24,279.75
Quercus shumardii (Shumard Oak) 3" Cal, 12' Ht, 6' Spd, 65G or 36" B&B	7	\$ 2,207.25	\$ 15,450.75
	26 Trees		\$ 54,563.22

Respectfully

Mike Zaffaroni, Owner/President

Liberty Landscape Supply

13385 N Main St

Jacksonville, FL 32218



Jacksonville, FL

Layer:

Display by:

Symbology:

You're viewing the **Oriely Drive W Level 2** trees

Showing 26 of 26 sites.

[SHOW ALL TREES](#) [SHOW WORK ORDERS](#)

☒ Toggle All ?

☒ ● American Sycamore (8)

☒ ● Eagleston Holly (11)

☒ ● Shumard oak (7)

Charts

Layers

- ☐ ● Council Districts
- ☐ ■ Boundary
- ☐ ■ City Allocated Parcels
- ☐ ● 7% Sample
- ☐ ● Sample Streets
- ☐ ■ ROW
- ☐ ■ Parcels
- ☐ ■ Streets



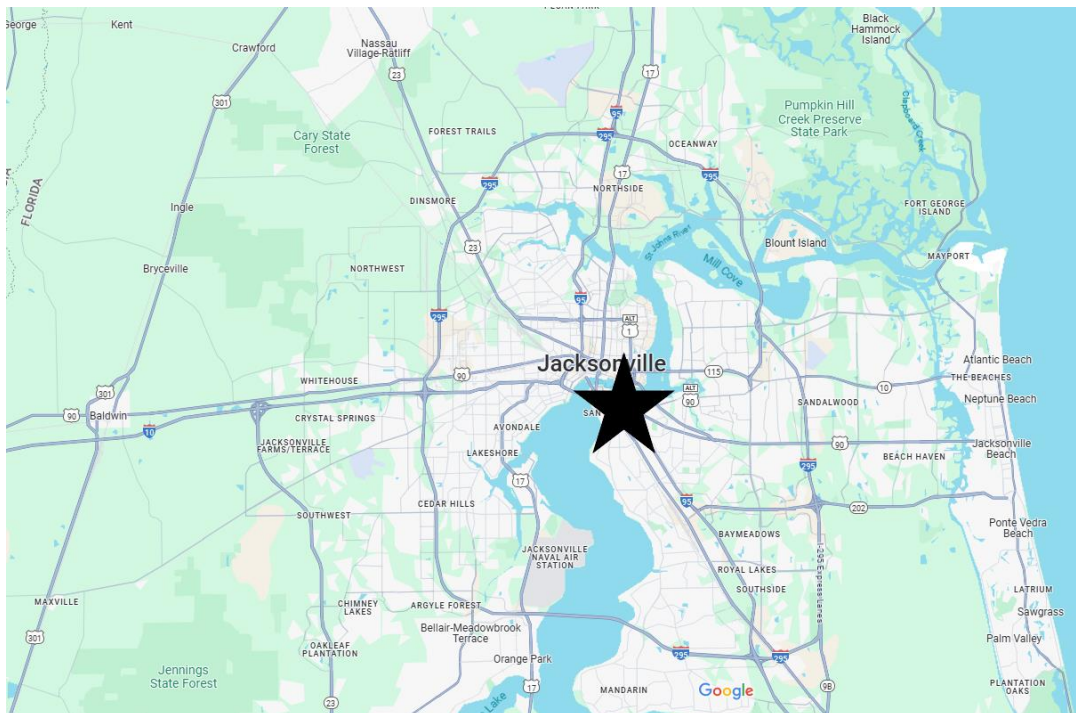
South Shores Level 2 Tree Planting

Scope of Work

Description:

A tree planting project has been requested for planting on two FEMA City Lots at 806 South Shores Road and 2221 Guilford Road. This project will take place in City Council District 5 and includes the planting of a variety of trees that will serve as an aesthetic improvement and a heat reduction purpose. In addition, these plantings will help to filter and slow down stormwater runoff before reaching the city's stormwater management infrastructure. This project includes the planting of 12 total trees, with no tree removals necessary. To see a map of the planting plan, please see: <https://pg-cloud.com/JacksonvilleFL/?scenario=South-Shores-Level-2>. All trees will be planted on public right of way areas within Duval County.

Approximate location of planting project within Duval County.



LEVEL 2 COMMUNITY ORGANIZATION TREE PLANTING PROGRAM

The form below provides individual citizens and organizations with the opportunity to suggest a location for a tree planting project within Duval County that proposes to use funds from the City of Jacksonville Tree Protection and Related Expenses Trust Fund. If a citizen or organization is interested in suggesting a planting location for the City to implement, then use this form.

Requirements to utilize this program:

1. The location of the proposed planting must be:
 - a. In Duval County; and
 - b. On public property, such as a road right-of-way; a local, state or national park; Duval County School Board property, etc.

Complete the following information below:

1. Name/title of project: South Shores Level 2
2. Legal name of organization/citizen making suggestion:
Jane Wittwer
3. Organization or citizen mailing address:
2116 Huntsford Road, Jacksonville, Florida 32207
4. Contact phone number: 904-607-0834
Contact e-mail: Janewittwer@gmail.com
5. Location/address of planting project:
806 South Shores Road and 2221 Guilford Rd
6. Has project information been shared with the Council Member of the district? Yes
7. Rationale for project (include information about the public benefit of the project):
Add shade and canopy to district with low amount of trees planted this year. Will improve aesthetic and heat island while also improve stormwater retention on wet sites.
8. Description of project:
Planting 12 trees on two Fema lots the city now owns.

If a citizen/organization is interested in proposing a project that they want to administer and implement, a more comprehensive application (Level 3) can be found at the following link: <http://www.coj.net/departments/public-works/tree-commission>.

****To Be Completed By City of Jacksonville/Public Works Staff Only****

Level 2 - Community Organization Tree Planting Program Staff Checklist

Total number of trees to be installed

12

Project Title:

South Shore Level 2

Total number of trees to be removed

0

☒ Project is to be planted on Public Land

☒ Project is located in Duval County

Activity		Complete
1	The species of trees are appropriately located.	J6
2	The number and placement of trees is appropriate.	J6
3	Trees being planted are approved pursuant to the 'Tree Commission Approved Tree Planting List.'	J6
4	Shade Trees are preferred; if non-shade trees are proposed, the use is appropriated/acceptable.	J6
5	Less than 25% of the total species of trees being planted are palms.	J6
6	The planting will not interfere with utilities or sight line requirements.	J6
7	The project does not include incidental landscaping. If so, the applicant must justify the reason for its inclusion.	J6
8	Construction required? Yes <input checked="" type="checkbox"/> No <input type="checkbox"/> If yes, are costs reasonable?	J6
9	Irrigation installed? Yes <input checked="" type="checkbox"/> No <input type="checkbox"/> If yes, are costs reasonable?	J6
10	The cost of the species of trees selected do not outweigh the benefits of the trees.	J6
11	Low maintenance plants are utilized.	J6
12	Location of plant material and irrigation (if applicable) has minimum adverse impact over time on infrastructure such as walks and roads.	J6
13	Species of trees being planted are beneficial to the City's tree canopy.	J6
14	The project provides unique benefit to the neighborhood, Council District, or City.	J6
15	The project has been reviewed with and meets the needs of the requesting entity.	J6
16	The Councilmember has been notified of the project.	J6

COMMENTS:



May 27, 2025

Re: South Shores Level 2

In accordance with bid #CP-0165-19, Liberty Landscape Supply proposes the following to include all labor, materials, equipment, taxes, delivery, installation, **2 Year Non-Irrigated** warranty, insurance, etc. for <https://pg-cloud.com/JacksonvilleFL/?scenario=South-Shores-Level-2>:

ITEM	QUANTITY	PRICE/UNIT(NON-IRR)	TOTAL
Taxodium distichum (Bald Cypress) 3.5" Cal, 10' Ht, 65G, 5' Spd, 65G or 36" B&B	3	\$ 2,118.96	\$ 6,356.88
Nyssa sylvatica (Black Tupelo) 3" Cal, 12' Ht, 6' Spd, 65G or 36" B&B	1	\$ 2,118.96	\$ 2,118.96
Ilex cassine (Dahoon Holly) 3" Cal, 12' Ht, 6' Spd, 65G or 36" B&B	1	\$ 2,118.96	\$ 2,118.96
Acer rubrum (Red Maple) 3" Cal, 12' Ht, 6' Spd, 65G or 36" B&B	1	\$ 2,207.25	\$ 2,207.25
Quercus michauxii (Swamp Chestnut Oak) 3" Cal, 12' Ht, 6' Spd, 65G or 36" B&B	1	\$ 2,295.54	\$ 2,295.54
Magnolia virginiana (Sweetbay Magnolia) 3" Cal, 12' Ht, 6' Spd, 65G or 36" B&B	1	\$ 2030.67	\$ 2030.67
Liquidambar styraciflua (Sweetgum) 3" Cal, 12' Ht, 6' Spd, 65G or 36" B&B	1	\$ 2,118.96	\$ 2,118.96
Liriodendron tulipifera (Tulip Tree) 3" Cal, 12' Ht, 6' Spd, 65G or 36" B&B	2	\$ 1,942.38	\$ 3,884.76
Ilex vomitoria (Yaupon Holly) Min. 3 Tks @ 6' Ht, 4' Spd, 30G or 24" B&B	1	\$ 1,147.77	\$ 1,147.77
	12 Trees		\$ 24,279.75

Respectfully,

Mike Zaffaroni, Owner/President

Liberty Landscape Supply

13385 N Main St

Jacksonville, FL 32218



Layer: Trees

Display by: Species

Symbology: Spread Radius

You're viewing the **South Shore Level 2** trees.
Showing 12 of 12 sites.

Search

[SHOW ALL TREES](#) [SHOW WORK ORDERS](#)

☒ Toggle All ?

- ☒ Bald Cypress (3)
- ☒ Black tupelo
- ☒ Dahoon
- ☒ Red maple
- ☒ Swamp chestnut oak
- ☒ Sweetbay Magnolia
- ☒ Sweetgum
- ☒ Tulip tree (2)
- ☒ Yaupon Holly

Charts

Layers

- ☐ ROW
- ☐ Sample Streets
- ☐ 7% Sample
- ☐ City Allocated Parcels
- ☐ Boundary
- ☐ Council Districts
- ☐ Parcels
- ☐ Streets



City of Jacksonville Parks – Level 2 Tree Planting

Centennial Oak

Alexandria Oaks Park

This is a proposed Level 2 Tree Planting designated for City of Jacksonville Alexandria Oaks Park at 1620 Marco Pl. This is a proposed 18-22" DBH specimen Live Oak installation to be designated at the 'Centennial Oak" as part of the 100 tree planting challenge given by the Council President and would also commemorate the 100th anniversary celebration for San Marco. The site has been review with JEA and Park's staff for feasibility and impacts. The location was determined based on the ease of access and lower impact on existing infrastructure. The planting would include extended maintenance and warranty based on the substantial cost of the tree and the risks of transplant of a tree of this size. Irrigation is included in installation as well as monitoring of the irrigation system for the extended length of the warranty. Scheduled monitoring of the tree with regard to health and watering will be included in the scope of work.

<https://pg-cloud.com/JacksonvilleFL/>

****To Be Completed By City of Jacksonville/Public Works Staff Only****

Level 2 - Community Organization Tree Planting Program Staff Checklist

Total number of trees to be installed 1

☒ Project is to be planted on Public Land

Total number of trees to be removed _____

☒ Project is located in Duval County

Project Title:

CENTENNIAL OAK

Activity		Complete
1	The species of trees are appropriately located.	✓
2	The number and placement of trees is appropriate.	✓
3	Trees being planted are approved pursuant to the <u>'Tree Commission Approved Tree Planting List.'</u>	✓
4	Shade Trees are preferred; if non-shade trees are proposed, the use is appropriated/acceptable.	✓
5	Less than 25% of the total species of trees being planted are palms.	✓
6	The planting will not interfere with utilities or sight line requirements.	✓
7	The project does not include incidental landscaping. If so, the applicant must justify the reason for its inclusion.	✓
8	Construction required? Yes <input type="checkbox"/> No <input checked="" type="checkbox"/> If yes, are costs reasonable?	✓
9	Irrigation installed? Yes <input checked="" type="checkbox"/> No <input type="checkbox"/> If yes, are costs reasonable?	✓
10	The cost of the species of trees selected do not outweigh the benefits of the trees.	✓
11	Low maintenance plants are utilized.	✓
12	Location of plant material and irrigation (if applicable) has minimum adverse impact over time on infrastructure such as walks and roads.	✓
13	Species of trees being planted are beneficial to the City's tree canopy.	✓
14	The project provides unique benefit to the neighborhood, Council District, or City.	✓
15	The project has been reviewed with and meets the needs of the requesting entity.	✓
16	The Councilmember has been notified of the project.	✓

COMMENTS:

ACTIVE CITY OF JACKSONVILLE LEVEL 2 TREE PLANTING PROJECTS

ATTACHMENT F

Visit <https://pg-cloud.com/JacksonvilleFL/> for City of Jacksonville Tree Project Maps

Visit jaxtreemitigation.coj.net - Tree Fund City Projects for links to legislation and planting details

Requesting Entity	Project Scope	Tree Commission Approval Date	Status	Allocated Amount	Contract/Warranty
Saint Johns Bluff Road	Trees along Median. 189 trees	Jul-22	Installation Complete	\$388,238.50	Liberty 2/yr
Gold Star Family Memorial Highway Phase 2	Trees within retention ponds and right of way. 1218 trees	Dec-22	Installation Complete	\$2,300,000.00	To Bid 2/yr
Fort Caroline Road Pond	Trees within retention pond. 34 trees	Feb-23	Installation Complete	\$61,479.00	Liberty 2/yr
Kernan Blvd N	Trees within Right of way and Median- 276 trees	Feb-23	Installation Complete	\$591,059.00	Liberty 2/yr
Price Park	Trees within Right of way. 13 trees	Apr-23	Installation Complete	\$27,216.00	Liberty 2/yr
Amelia View Phase 2	Trees within Right of Way. 34 trees	Apr-23	Installation Complete	\$62,370.00	Liberty 2/yr
GatorBowl	Trees in Median. 8 trees	Jul-23	Installation Complete	\$41,185.00	Liberty/2yr
7th Street East	Trees in right of way (42 trees)	Aug-23	Installation Complete	\$41,185.00	Liberty/2yr
District 7 and 10 Corridors	Trees in right of way (39 trees)	Sep-23	Installation Complete	\$75,451.50	Liberty/2yr
Hodges Blvd Level 2	Trees in Median (59 trees)	Oct-23	Installation Complete	\$137,667.34	Liberty/2yr
McGirts Creek Restoration Level 2	In Preserve (12,000 saplings)	Jan-24	Scheduling	\$182,750.00	Greenway/no warranty
Lift Ev'ry Voice and Sing Park Level 2	In Park (90 trees)	Nov-23	Installation Complete	\$233,335.00	Greenway/1yr
Northbank Riverwalk Phase 2	36 trees	Jan-24	Installation Complete	\$76,642.50	Greenway/1yr
Parks Senior and Community Centers	81 trees	Jan-24	Installation Complete	\$172,450.00	Greenway/1yr
Southern S-Line Enhancement	140 trees along S-line	Jan-24	Installation Complete	\$131,600.00	Greenway/1yr
Various Parks	98 Trees in Parks	Apr-24	Installation Complete	\$136,800.00	Greenway/1yr
Alden Road	41 Trees along ROW	May-24	Installation Complete	\$76,282.56	Liberty 2/yr
Gate Parkway	49 Trees in median and ROW	Jul-24	Installation Complete	\$123,681.46	Liberty 2/yr
JTA Bus Stops Phase 1	11 trees in ROW	Jul-24	Installation Complete	\$34,533.86	Liberty 2/yr
Merrill Road	4 trees in median	Nov-24	Installation Complete	\$7,998.33	Liberty 2/yr
Murray Hill	14 trees in ROW	Nov-24	Installation Complete	\$33,119.53	Liberty 2/yr
Gonzales Park	within park boundaries 50 trees	Nov-24	Installation Complete	\$106,397.74	Liberty 2/yr
Glynlea Park	within park boundaries 64 trees	Nov-24	Ongoing	\$81,000.00	Greenway/ 1yr
Julington Durbin Preserve	within park boundaries 41 trees	Nov-24	Installation Complete	\$52,950.00	Greenway/ 1yr
Backridge Park	within park boundaries 34 trees	Nov-24	Installation Complete	\$51,575.00	Greenway/ 1yr
Walter Anderson Park	within park boundaries 7 trees	Nov-24	Ongoing	\$10,700.00	Greenway/ 1yr
Genovar Park	within park boundaries 42 trees	Nov-24	Ongoing	\$56,900.00	Greenway/ 1yr
Greenland Park	within park boundaries 59 trees	Nov-24	Installation Complete	\$86,475.00	Greenway/ 1yr

ACTIVE CITY OF JACKSONVILLE LEVEL 2 TREE PLANTING PROJECTS

ATTACHMENT F

Visit <https://pg-cloud.com/JacksonvilleFL/> for City of Jacksonville Tree Project Maps

Visit jaxtreemitigation.coj.net - Tree Fund City Projects for links to legislation and planting details

Requesting Entity	Project Scope	Tree Commission Approval Date	Status	Allocated Amount	Contract/Warranty
Touchton Rd Park	within park boundaries 63 trees	Nov-24	Installation Complete	\$85,400.00	Greenway/ 1yr
Maxville Park	within park and city property boundaries 94 trees	Nov-24	Installation Complete	\$219,325.00	Greenway/ 1yr
Black Island Hammock Park	within park boundaries 60 trees	Nov-24	Installation Complete	\$94,150.00	Greenway/ 1yr
Palmetto Leaves	within park boundaries 103 trees	Dec-24	Installation Complete	\$152,650.00	Greenway/1yr
Atlantic Blvd	Median 20 trees	Dec-24	Installation Complete	\$45,379.20	Liberty 2/yr
Jacksonville Zoo Level 2	On public property on Zoo grounds 64 trees	Feb-25	Ongoing	\$141,164.00	Liberty 2/yr
Amelica View Phase 3	on City Right of way's in neighborhood 22 trees	Feb-25	Ongoing	\$44,630.60	Liberty 2/yr
Five Points Level 2	On City Right of way 15 trees	Feb-25	Ongoing	\$35,226.79	Liberty 2/yr
Neptune Beach Phase 1	on public right of way and park- 21 trees	Mar-25	Ongoing	\$54,386.41	Liberty/2yr
Pearl Street Level 2	on city right of way- 21 trees	Mar-25	Ongoing	\$52,119.19	Liberty/2yr
District 10 Parks	within park boundaries-91 trees	Mar-25	Ongoing	\$135,915.00	Greenway/1yr
Windy Hills Park	within Park boundaries- 36 trees	Mar-25	Ongoing	\$55,205.00	Greenway/1yr
Oceanway Park	within Park boundaries- 37 trees	Mar-25	Ongoing	\$51,000.00	Greenway/1yr
Terrace Park	within Park boundaries- 22 trees	Mar-25	Ongoing	\$30,620.00	Greenway/1yr
Riverview Park	withing Park boundaries- 38 trees	Mar-25	Ongoing	\$49,475.00	Greenway/1yr
Beaver Dam Road Pond	on city right of way- 50 trees	Apr-25	Ongoing	\$90,938.70	Liberty/2yr
Glorianne Dr	on city right of way- 5 trees	Apr-25	Ongoing	\$11,036.25	Liberty/2yr
Beachwood Blvd	on city Right of way- 31 Trees	May-25	MBRC	\$60,566.94	Liberty/2yr
Warrington Park	within park boundaries- 67 trees	May-25	MBRC	\$90,300.00	Greenway/1yr
Riverfront Park	within park boundaries and ROW- 46 trees	May-25	MBRC	\$58,437.50	Greenway/1yr
ACPS Dog Park	within park boundaries- 24 trees	May-25	MBRC	\$34,410.00	Greenway/1yr

Completed CITY OF JACKSONVILLE LEVEL 2 TREE PLANTING PROJECTS

ATTACHMENT B

Visit <https://pg-cloud.com/JacksonvilleFL/> for City of Jacksonville Tree Project Maps
Visit jaxtreemitigation.coj.net - Tree Fund City Projects for links to legislation and planting details

Requesting Entity	Project Scope	Tree Commission Approval Date	Status	Approp.	Obligated	Contract/Warranty
Executive Director, Tree Hill Nature Center	22 trees requested in Tree Hill amphitheater parking area; site plan complete; no removals required; ready for review pending cost estimate per new countywide tree planting contract.	May-19	Complete	\$21,472.80	\$21,472.80	Liberty 3/mos
Sheffield Elementary School PTA President	10 Trees requested to provide shade for existing play area/field at Sheffield Elementary School; site visit complete - pending design and review.	May-19	Complete	\$20,414.48	\$20,414.48	Davey -1/yr
San Marco Preservation Society and Greenscape, San Marco Tree Planting	102 Trees requested in city right of ways within District 5, includes removal of damaged/diseased trees; site evaluation scheduled	Jun-19	Complete	\$247,749.52	\$247,749.52	Davey -1/yr
Kensington Association HOA Director	54 trees requested within Kensington Lakes city right of ways along Kensington Gardens Blvd. and Kensington Lakes Dr to replace trees lost due to storm damage/disease; may include removals. Planting Plan pending.	Aug-19	Complete	\$124,202.62	\$124,202.62	Davey -1/yr
S-Line Biodiversity Corridor Tree Planting	Installation of 25 trees throughout the S-Line Trail Biodiversity Corridor. This will offer additional tree canopy and shade to the trail.	Aug-19	Complete	\$30,949.40	\$30,949.40	Liberty 3/mos
City Cemetery - citizen request	18 Trees in right of ways on Ionia St. and Jessie St.	Dec-19	Complete	\$41,350.50	\$41,350.50	Liberty 2/yr
Baymeadows East Association Tree Planting	119 Trees in right of ways and medians on Baymeadows East and Fort Family Regional Park	Dec-19	Complete	\$284,900.07	\$284,900.07	Davey -1/yr
Cathedral District Tree Planting	50+ trees requested as Cathedral District (CD7) tree planting, may include removal of damaged/diseased trees. City right of way tree plantings within general proximity but not limited to State St to Catherine St. to Main St. to Adams St.; site evaluation scheduled	Jan-20	Complete	\$120,371.14	\$120,371.14	Liberty 2/yr
Yates Building - Cultural Council of Greater Jacksonville	8 Trees to be installed around renovated fountain at building entrance	Jan-20	Complete	\$38,312.00	\$38,312.00	Liberty 2/yr
Ed Austin Park Tree Planting/Resident request	115 Trees in right of ways around and within Willowbranch Park	Jun-20	Complete	\$214,822.00	\$214,822.00	Liberty 2/yr
Neptune Beach/Residential requests - City of Neptune	Trees within residential Right of Ways - 47 trees	Jul-20	Complete	\$55,490.00	\$55,490.00	Liberty 3/mos
Nathan Krestul Park - Friends of Krestul Park	Trees within Park - 34 trees	Jul-20	Complete	\$63,423.00	\$63,423.00	Liberty 2/yr

Completed CITY OF JACKSONVILLE LEVEL 2 TREE PLANTING PROJECTS

ATTACHMENT B

Visit <https://pg-cloud.com/JacksonvilleFL/> for City of Jacksonville Tree Project Maps
Visit jastreemitigation.coj.net - Tree Fund City Projects for links to legislation and planting details

Requesting Entity	Project Scope	Tree Commission Approval Date	Status	Approp.	Obligated	Contract/Warranty
Alexandria Oaks Park/SMPS and Bolles School request	Trees within Park - 15 trees	Jul-20	Complete	\$28,593.00	\$28,593.00	Liberty 2/yr
Huntington Forest Park/Resident request to CM	Trees along Park Right of Way - Buffer - 15 trees	Jul-20	Complete	\$28,026.00	\$28,026.00	Liberty 2/yr
Canopy Place Tree Planting/resident request	Installation of 40 trees in city right of ways and medians to provide additional tree canopy, sound buffer and screening.	Oct-20	Complete	\$117,483.97	\$117,483.97	Davey -1/yr
Sunrise Ridge/resident request	Installation of 40 tree in city right of ways to increase tree canopy as well screening and buffer from adjacent highway.	Oct-20	Complete	\$107,316.52	\$107,316.52	Davey -1/yr
Jacksonville Beach Golf Park/Jax Beach	Installation of 156 trees in city golf course park to increase tree canopy, create screening, and attract wildlife.	Nov-20	Complete	\$147,562.80	\$147,562.80	Liberty 3/mos
Freedom Park/CM & Parks	Trees within newly established park (irrigated) - 38 trees	Dec-20	Complete	\$38,548.00	\$38,548.00	Liberty 3/mos
Blue Cypress Park Restoration/Parks	Trees within park - field restoration - 157 trees	Mar-21	Complete	\$187,154.40	\$187,154.40	Liberty 1/yr
Atlantic Beach/City of Atlantic Beach Phase 2	Trees within Atlantic Beach residential Right of Ways and Parks - 133 trees	May-21	Complete	\$164,404.80	\$164,404.80	Liberty 3/mos
Cobblestone Homeowners Association/residential requests/HOA	Installation of 105 trees in city right of ways and medians to provide additional tree canopy, sound buffer and screening.	Jun-20	Complete	\$192,922.00	\$192,922.00	Liberty 2/yr



ONE CITY. ONE JACKSONVILLE.

City of Jacksonville, Florida

Donna Deegan, Mayor

Department of Public Works
Ed Ball Building
214 N. Hogan St., 10th floor
Jacksonville, FL 32202
www.coj.net

TO: Peggy Sidman, Director/Council Secretary
Jacksonville City Council

FROM: Curtis Hart, Tree Commission Vice-Chair

DATE: June 18, 2024

SUBJECT: 2024 Tree Commission Annual Report

Some of the Tree Commission's duties include acting as a coordinator for programs, projects, and activities related to planting projects and the health of the tree canopy between all public and private entities and to review expenditure proposals and plans for planting projects.

The Commission was established by the City Council enactment of 2017-397-E on July 25, 2017. Meetings are held on the third Wednesday of each month. The first meeting of the fiscal year 2024 for Tree Commission was held October 19, 2023.

In Fiscal Year 24, the Commission has:

- Received \$6,811,658.13 in Tree Mitigation Fund Revenue.
- Spent \$5,947,819.25 on planting trees and warranties.
- Planted 3,246 Trees using the Tree Fund of which only 4% were palm trees.
 - Approved ten Level 2 Tree planting projects for a total of 12,605 trees. 12,000 trees were apart of one project, McGirts Creek, where seedlings are being planted.
 - Planted 225 trees with the 630-CITY Planting Program where constituents may call in and request trees be planted in their public right-of-way.
 - Planted 939 trees with the remove and replace program, where dead, dying, hazardous trees are removed and planted with a healthy new tree.

- Started Task Force on Urban Tree Planting Best Practices

Tree Commission Members:

Curtis Hart, Chair

William Burke, Vice-Chair

Nina Sickler

Chris Miller

Susan Fraser

Alden Howell

Advisors:

Shannon MacGillis

Jonathan Colburn

Justin Gearhart

Jose Regueiro