



A NEW DAY.

Tree Commission
Wednesday, February 21, 2024 – 9:30am

PUBLIC MEETING NOTICE FOR ZOOM MEETING
AND Ed Ball Bldg., 10th Floor, Conference Room 5

Notice is hereby given that the Tree Commission will meet pursuant to State of Florida Executive Order 20-69 (Emergency Management-COVID-19-Local Government Public Meetings). These meetings are pursuant to City Ordinance 2017-397, Chapter 54.

Interested persons desiring to attend this meeting can do so in person at **Ed Ball Bldg., 10th floor, conference room 5** or via ZOOM using the following meeting access information:

Join Zoom Meeting

<https://us02web.zoom.us/j/89955690906?pwd=MjJlNW9BYmRUQT09>

Meeting ID: **899 5569 0906**

Passcode: **066260**

One tap mobile

+13052241968,,89955690906# US

+16469313860,,89955690906# US

Dial by your location

- +1 305 224 1968 US
- +1 646 931 3860 US
- +1 301 715 8592 US (Washington DC)
- +1 309 205 3325 US
- +1 312 626 6799 US (Chicago)
- +1 646 558 8656 US (New York)

Find your local number: <https://us02web.zoom.us/j/89955690906?pwd=MjJlNW9BYmRUQT09>

Find your local number: <https://us02web.zoom.us/j/89955690906?pwd=MjJlNW9BYmRUQT09>

Interested persons who cannot attend this Zoom meeting but who wish to submit public comments to be read during the public comment portion of the meeting regarding any matter on the agenda for consideration at the meeting may do so by emailing Charles Hayes at kennethh@coj.net at least 2 hours before the meeting start time of 9:30am. A recording of this meeting will be made available after its conclusion upon request at kennethh@coj.net.

Jacksonville Tree Commission

Wednesday February 21, 2024, 9:30 AM

**Ed Ball Building, 10th Floor, Conference Room 5
and Zoom**

Commissioners: Curtis Hart, Vice Chair
Susan Fraser
Chris Miller
Nina Sickler
Rhodes Robinson
John Moscarillo
William Burke

Advisors: Jonathan Colburn
Justin Gearhart
Susan Grandin
Jose Regueiro

Staff: Charles Hayes

AGENDA

Order of Agenda is Subject to Change

1. **Call to Order** - Chair
2. **Roll Call and Verification of Quorum** – Chair
3. **Submittal of Speaker's Cards** – Chair
 - a) A raised hand icon as well as waving at the screen will be acknowledged by the Chair.
 - b) For those attending in person, paper speakers' cards will be available.
4. **Action Items:**
 - a) Approval of Minutes from November 15, 2023, Tree Commission meeting – Chair
 - b) Motion to elect Chairman - Chair
 - c) Vacant Commissioner Discussion - Chair
 - d) Proposed Level 3 Projects
 - e) Proposed Level 2 Projects
 - f) Tree Commission Presentation – Justin Gearhart
 - g) Tree Fund City Council Appropriation Ask – Justin Gearhart
 - h) Potential Trees to Add to Approved Species List for Park Planting – Justin Gearhart

5. **Reports:**

- a) Financial Report for Ordinance Tree Fund (15304), Charter Tree Fund (15305) and BJP – Jose Regueiro
- b) Fund Status of 630-CITY, Remove & Replace and Level 2 Programs (Attachment E) – Justin Gearhart
- c) Status of Level 2 Tree Projects (Attachment F) – Justin Gearhart
- d) Parks Department Project Update – Kathleen MoGovern/Jill Enz

6. **New Business:**

- a) Tree Commission website overview [Jacksonville.gov - Tree Commission](https://jacksonville.gov/Tree-Commission) – Charles Hayes

7. **Public Comment:**

- a) Brooks Andrews submitted Request to be Heard card by email

8. **Adjournment** – the next meeting is scheduled for Wednesday, March 20, 2024, as a Hybrid/Zoom meeting in Ed Ball Building, 10th Floor, Public Works Office, conference room 5.

Jacksonville Tree Commission
Wednesday January 17, 2024, – 9:30 AM
For approval February 21, 2024
Via Zoom Platform & In Person

**Commissioners
Present:**

Curtis Hart (Chair)
Susan Fraser
Nina Sickler
Chris Miller
William Burke

Staff: Charles Hayes (COJ)

Public:

Jennifer Grable (COJ)
Lisa Grubba (Greenscapes)
Nancy Powell (Scenic Jax)
Jenny Hinton (COJ-PRCS)
Valerie Feinberg (COJ-FUSE)
Landall Demby (JEA)
Kathleen McGovern (COJ P&R)
Scott Souder (JEA)
Joshua Hodges (Greenway)
Mike Zaffaroni (Liberty)
Jeff Lucovsky (COJ-P&D)
Tracy Arpen (Greenscapes)
John Nooney
Nancy Powell (Scenic Jax)
Johnathon Johnston (COJ-P&D)
Garner Cox (Groundwork Jax)

Advisors:

Trisha Bowles, OGC
Justin Gearhart, City Arborist
Jonathan Colburn, Urban Forestry Manager

1. **Call to Order** – Chair
2. **Roll Call and Verification of Quorum** – Chair
3. **Submittal of Speaker’s Cards** – Chair
 - a) A raised hand icon as well as waving at the screen will be acknowledged by the Chair.
 - b) For those attending in person, paper speakers’ cards are available.
4. **Action Items:**
 - a) Minutes from January 17, 2024, Tree Commission Meeting
 - i. Approved (Susan Fraser, Nina Sickler)
 - b) Proposed Level 3 Projects
 - c) Proposed Level 2 Project
 - i. Senior & Community Centers
 1. Kathleen McGovern presented the project.
 2. Public Comment

i. Kathleen McGovern did an overview of current areas that are undergoing renovations. She explained how the sites would benefit from heat mitigation these trees will provide. Stated trees will complement the sites both aesthetically and environmentally as well as providing shade.

1. Bennie Furlong Senior Center
2. Jim Fortuna Senior Center
3. Leroy Clemons Senior Center
4. Rebault River Preserve
5. Mayport Community Center
6. Ringhaver Park

ii. Curtis Hart asked if Ringhaver Park equipment was still getting properly maintained.

iii. Kathleen McGovern stated she did not know.

iv. Kathleen McGovern explained the Bennie Furlong Senior Center would tie into the existing on-site irrigation system that could be maintained.

v. Curtis Hart asked if the project was under a 2-year warranty.

vi. Kathleen McGovern explained that based on irrigation systems and species of trees that are currently thriving in areas a 1-year warranty would be sufficient.

vii. Susan Fraser inquired about the ability to tie into irrigation system.

viii. Kathleen McGovern replied yes.

ix. William Burk asked if the trees would be planted at a distance so the root system would not damage sidewalks.

x. Kathleen McGovern replied yes

3. Vote

i. Approved (Susan Fraser motion, Nina Sickler second)

i. Tree Planting Northbank Riverwalk

1. Kathleen McGovern presented the project.

2. Public Comment

i. Kathleen briefed the commission on the tree planting beginning at 245 Riverside Ave. and extending to the northwest to 111 Riverside Ave. She explained it would be 30 trees along with soil and grass for erosion control. She explained that there was an irrigation system and would be renovated.

ii. Curtis Hart as if the trees were Oak.

iii. Kathleen McGovern stated trees were like Oak.

iv. Curtis Hart asked if it was a 2-year warranty.

- v. Kathleen McGovern answered it was a 1-year warranty due to having an irrigation system.
- vi. Susan Fraser commented that the department has the staff and can maintain the irrigation systems along with the trees.
- vii. Curtis Hart asked if the city should get away from 1-year warranties.
- viii. Kathleen stated there was a benefit for two years in some instances.
- ix. Nina Sickler what the cost was for the 2nd year.
- x. Kathleen McGovern stated around \$700 per.
- xi. Susan Fraser asked how many trees were replaced in the 1st year.
- xii. Curtis Hart asked if we could get some solid date on how many trees are replaced in the second year of the warranty and stated this could be the deciding factor in the 1- or 2-year warranty discussion.
- xiii. Mike Zaffaroni replied that he has planted over 6000 trees and could provide some of the data needed.
- xiv. Jonathan Colburn agreed flexibility was needed.
- xv. Kathleen McGovern explained 1-year was sweet spot especially when irrigation system is in place.
- xvi. William Burke asked if irrigation was the deciding factor.
- xvii. Mike Zaffaroni explained that it depends on species, time of year planting, and type of soil. He also explained that in the 1st year of the warranty the trees are visited 100-150 times a year and the 2nd year of the warranty is about half that number.

3. Vote

- i. Approved (Susan Fraser motion, Nina Sickler second)

i. McGrirts Creek Restoration

- 1. Jenny Hinton presented the project.

2. Public Comment

- i. Jenny Hinton presented the project that included status, overview, department roles, and history on the project when it was acquired as part of the Preservation Project Jacksonville.
- ii. Curtis Hart asked if the area flooded.
- iii. Jenny Hinton replied yes
- iv. Curtis Hart asked if new trees absorb more water than current Slash pines.
- v. Jenny Hinton didn't have an exact number but stated yes.
- vi. Jenny Hinton stated some of the cost would be offset for the timber and a Forester would be onsite.
- vii. Curtis Hart asked if someone would be onsite the entire project of thinning the trees and stumps removed.

- viii. Jenny Hinton stated, an Environmentalist and Forester would be there during the work.
- ix. Jenny Hinton stated would be monitored for 5 years.
- x. Curtis Hart stated he would provide drone footage for before, during and after to show progress.
- xi. Susan Fraser stated that the total cost for a long project should be considered. Contractors, permits, and fees.

3. Vote

- i. Approved (Nina Sickler motion Susan Fraser seconded)

i. Southern S-Line Enhancement

- 1. Garner Cox presented the project.
- 2. Public Comment
 - a. Garner Cox briefed project for 140 trees planted
 - b. Curtis Hart asked about the warranty.
 - c. Garner Cox stated one year.
 - d. Nina Sickler asked if the trail was asphalt and would there be an issue with roots causing damage.
 - e. Garner Cox stated it would be no issues.
 - f. Curtis Hart stated the presented, project plan needed more detail and if a golf cart was allowed.
 - g. Kathleen McGovern stated only bicycles.
 - h. Traccy Arpen asked why so much Cabbage Palm is being planted that it was not using Tree Commission funding properly.
 - i. Garner Cox stated to fill in areas for environment that no Cabbage Palm is planted where a tree can grow.

3. Vote

- a. Approved (Susan Fraser motion, Nina Sickler second)

i. FUSE Fellow

- 1. Valerie Feinberg presented project.
- 2. Public Comment
 - a. Valerie Feinberg presented project
 - b. Susan Fraser recommended meeting monthly for the FUSE planning.

3. Vote

- a. No vote

- d) Fund balance and encumbrance report for 15(F) (Ordinance Tree Fund), 15(N) (Charter Tree Fund) and BJP (Attachment A) – Justin Gearhart
- e) Fund Status of 630-CITY, Remove & Replace and Level 2 Programs (Attachment C) – Justin Gearhart
- f) Status of Pending Level 2 Tree Projects (Attachment B) – Justin Gearhart

5. Reports

- a) Level 2 Tree Projects Update

6. New Business

- a) Meeting to go digital – Justin Gearhart

7. Public Comment

- a) Attempting to get sponsor to turn property to public area – John Mooney

- 8. Adjournment** – the next Tree Commission meeting is scheduled for Wednesday, February, at 9:30am and will be a Hybrid/Zoom meeting in Ed Ball Building, 10th Floor, Public Works Office, conference room 5.

DRAFT

CITY OF JACKSONVILLE TREE PLANTING PROGRAMS

Tree Commission

Public Works

Urban Forestry Team



URBAN
FORESTRY
CITY OF JACKSONVILLE

TREE COMMISSION PURPOSE

To study and make recommendations to the City Council, Mayor's Office, City Staff, and community stakeholders with respect to the planting of trees and the health of the City's tree canopy.

To formulate an overall plan for the planting of trees and the health of the City's Tree Canopy and thereafter to annually review the plan and report recommendations to the Mayor's Office.

- Section 94-105, Ordinance Code

TREE COMMISSION PURPOSE

- To act as a motivating and coordinating body to encourage joint public and private participation in the planting of trees and the health of the City's tree canopy.
- To review and make recommendations, if necessary, to the Council concerning the City's tree protection and landscape regulations.
- Section 94-105, Ordinance Code

TREE COMMISSION DUTIES

To act as a coordinator for programs, projects, and activities related to planting projects and the health of the tree canopy between all public and private entities;

To review expenditure proposals and plans for planting projects;

To prioritize, with the input of District Council members, proposed planting projects based on established criteria for recommendation to the Council, and, when requested, the Commission may also make recommendations on other proposed tree planting projects;

TREE COMMISSION DUTIES

To formulate a recommended priority project list, including an estimated implementation cost for each item, for tree planting and canopy maintenance, and to thereafter annually review the priority project list and report recommendations to the Mayor's Office;

To help coordinate the maintenance of an inventory of the urban tree canopy with an emphasis on historic trees, exceptional specimen trees and other unique environmentally significant trees within the
City;

To assist in the establishment of educational and outreach programs to encourage proper management and maintenance of trees on
private property in the City;

TREE COMMISSION DUTIES

To conduct research studies, collect and analyze data and prepare maps, charts, and plans for the accomplishment of its purposes;

To identify issues relative to the health and protection of public trees and recommend solutions to problems identified;

To recommend to and help develop opportunities for the City's grant writing office for grants and solicitation of donations to support the City's tree canopy;

To perform an annual audit of funded projects, the status of the inventory, and tree permits submitted to the City to be included in an annual report to the Mayor's Office and City Council; and

To develop and maintain a tree canopy and existing tree inventory.

TREE COMMISSION MEMBERS

Chris Miller-Councilmember

Nina Sickler-Public Works Director

John Moscarillo-Forester

William Burke-Landscape Architect

Susan Fraser-Urban Planner

Curtis Hart Real-Estate Professional

Vacant-Environmental Organization Rep

STAFF SUPPORT

PUBLIC WORKS

Jonathan Colburn, Urban Forestry Manager

Justin Gearhart, City Arborist*

Kenneth Hayes, Executive Assistant

ACCOUNTING OFFICE

Jose Reguerio

OFFICE of GENERAL COUNCIL

Susan Grandin

- * position funded from Tree Mitigation Fund revenue

TREE PLANTING PROGRAMS

Remove/Replace

630-CITY

Level 2

Level 3

Remove/Replace Tree Planting Program:

Program for the removal and replacement by the City of Jacksonville of damaged, dead, dying, or hazardous street trees located within the City of Jacksonville rights-of-ways and parks.

Projects identified, approved and implemented by Public Works and Parks staff.

Image: Remove/Replace tree planting of a memorial tree at MOSH.



Remove/Replace Project Example: Removal on Monument Road




Replacement Trees – Monument Road



630-City Tree Planting Program

This program allows the City to plant trees within public street rights-of-way in Duval County based on adjacent property owner requests.

City Urban Forestry Staff provides tree selection recommendations, utility conflict assessment, inspection of each site and contract management.



Requests can be made by individuals through www.coj.net/trees or by calling 630-City and requesting a tree planting.

630-City Tree Planting



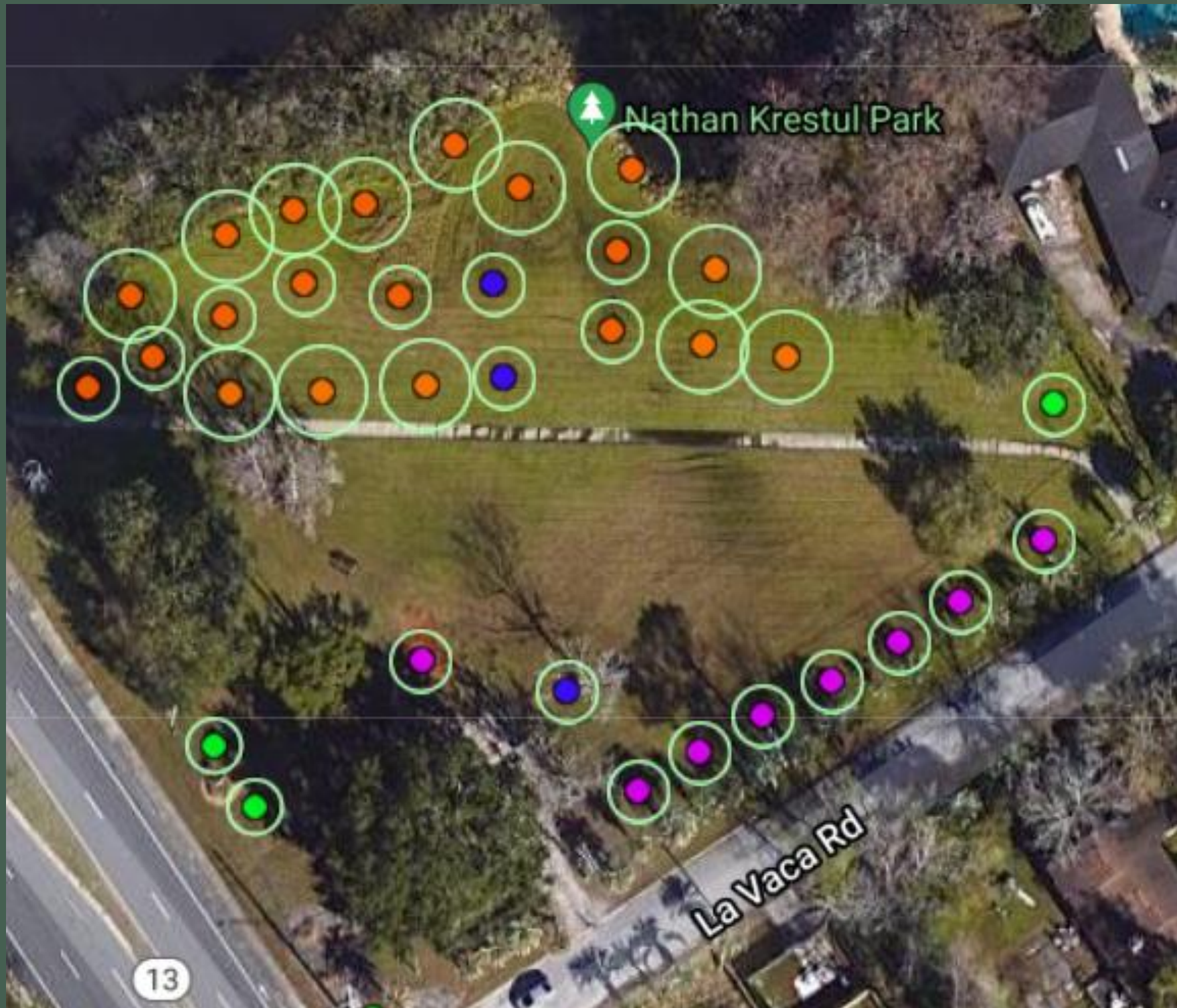
Level 2 Tree Planting Program:

Planting must occur on public property such as street rights-of-way, parks or schools.

Projects are requested by individual citizens or by organizations including City Departments; individual Councilmember requests and HOAs.

City staff provide design, contract management, installation oversight and inspection.

Level 2 Tree Planting Project - Nathan Krestul Park



*Requested by "Friends of Krestul Park"

Before Project at Krestul Park:



After Project Completion at Krestul Park:



Level 3 Tree Planting Program

Non-profits, Special Districts, other units of local government and HOAs may request funding for a tree planting project on public land.

The requesting organization is responsible for the project design, bidding, contract management, installation, and maintenance during the warranty period.

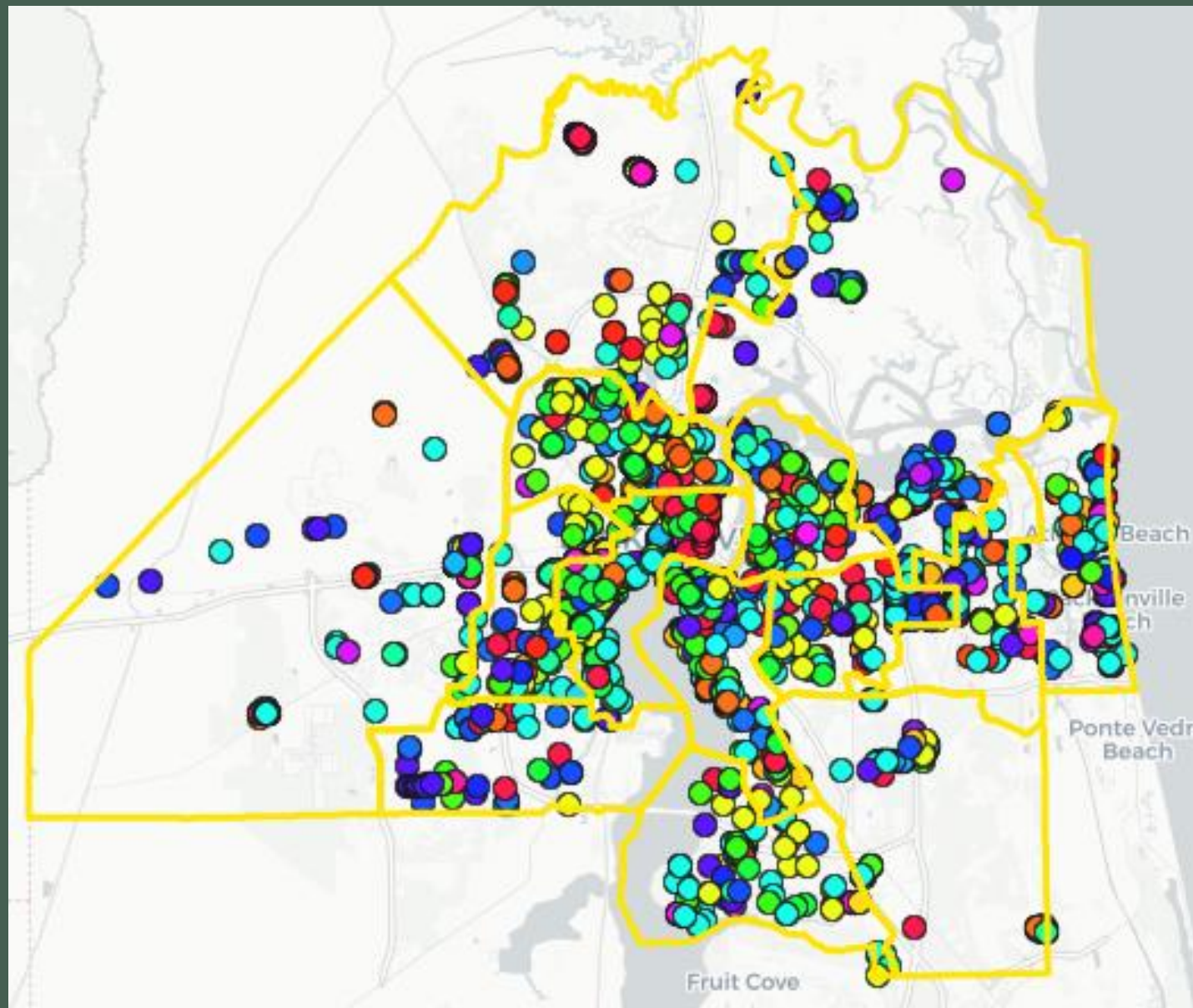
City Arborist and Landscape Architect provides project review and inspections.



CM White at ribbon cutting for Equestrian Center.

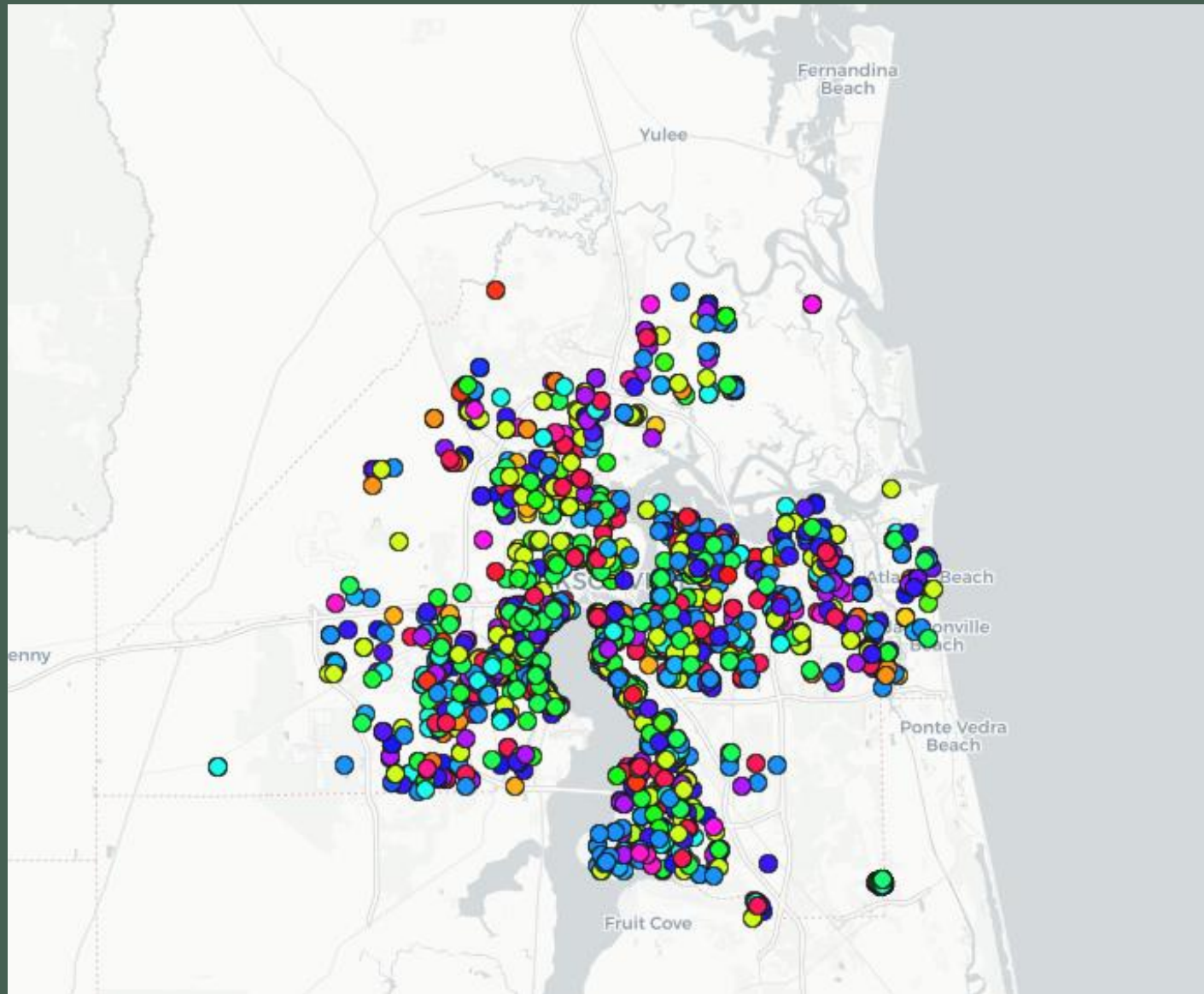
TREES PLANTED FY 2018 – FY 2023

13,358 Total Trees Planted



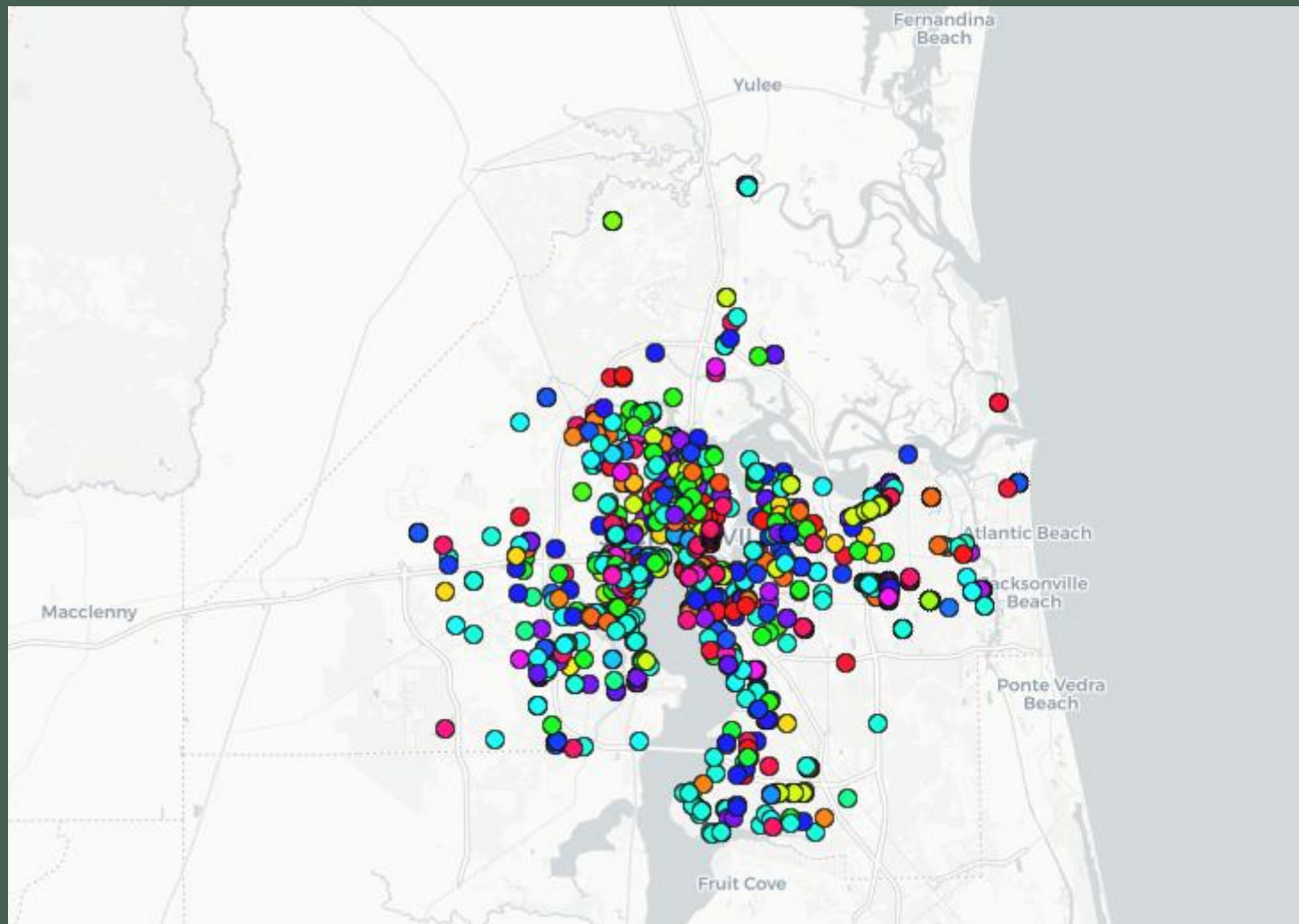
TREES PLANTED FY 2018 – FY 2023

4,143 630-City Trees Planted



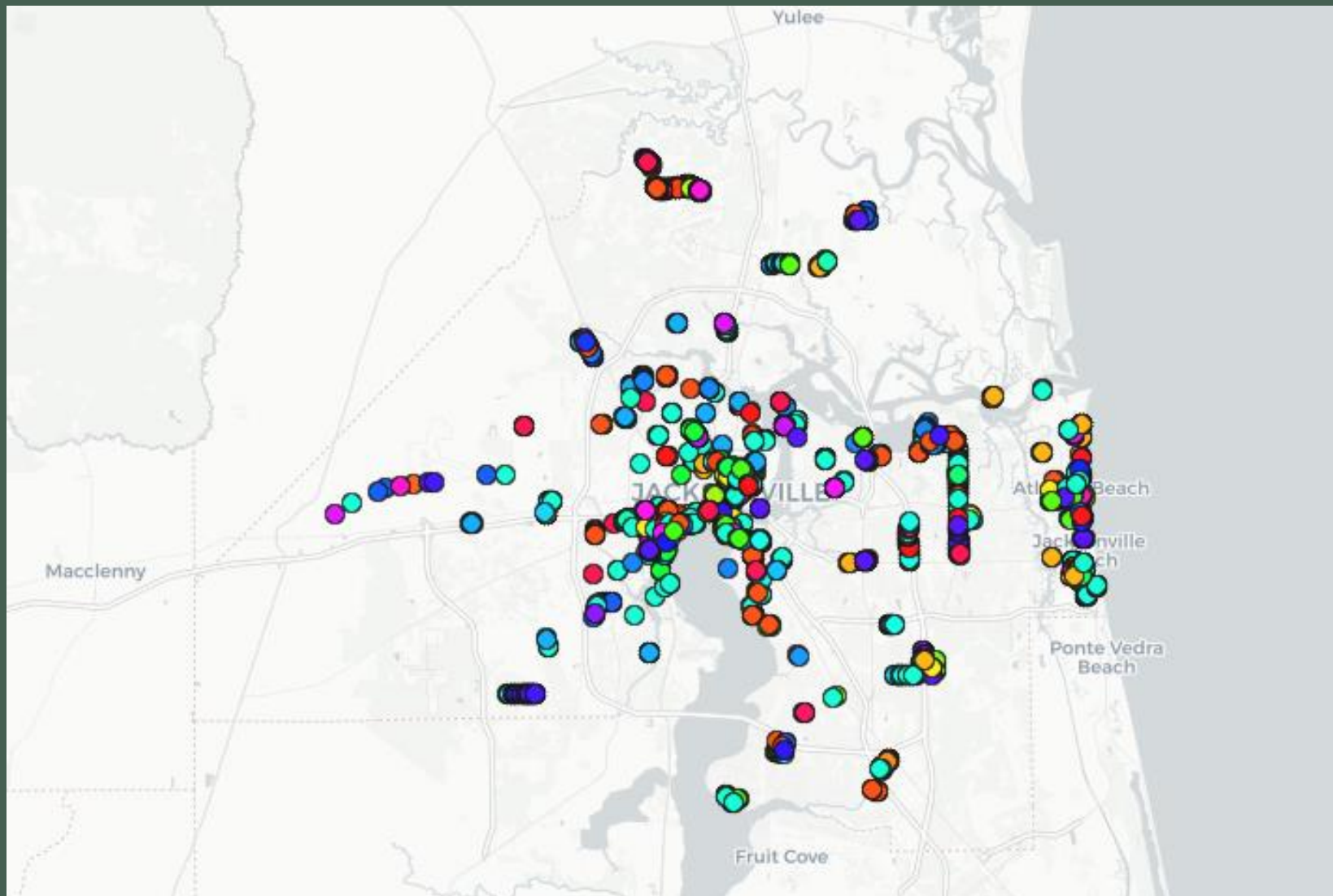
TREES PLANTED FY 2018- FY 2023

- 1,503 Remove and Replaced Trees



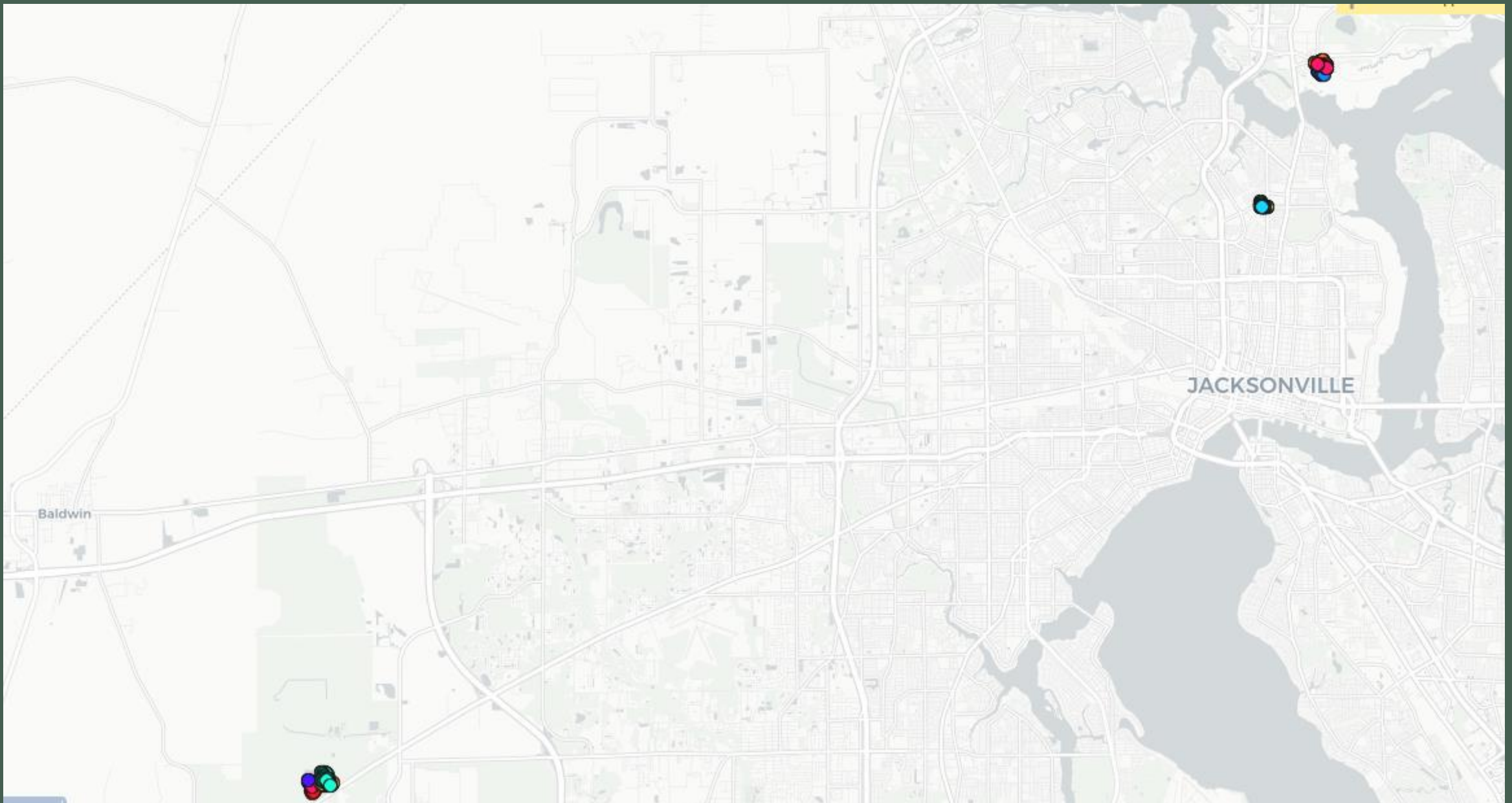
TREES PLANTED FY 2018 – FY 2023

7,316 Level 2 Trees Planted



TREES PLANTED FY 2018 – FY 2023

396 Level 3 Trees Planted



TREE MITIGATION FUND

FY 2023 Revenue \$ 7,149,433.01

Tree Mitigation Funds Available for Council Appropriation – Nov 2023

\$20,922,165.13 All Funds

Tree Mitigation Funds Available for Project Allocation – Nov 2023

\$ 1,343,938.66	Remove & Replace
\$ 2,575,224.82	630-City
\$ 4,751,713.46	Level 2
\$ 1,560,036.70	Level 3

Tree Mitigation Funds Obligated – Nov 2023

\$ 2,123,442.85	Remove & Replace
\$ 134,133.00	630-City
\$ 3,082,811.42	Level 2
\$ 128,397.95	Level 3

FY-2023 PROJECTS

2,979 TREES PLANTED

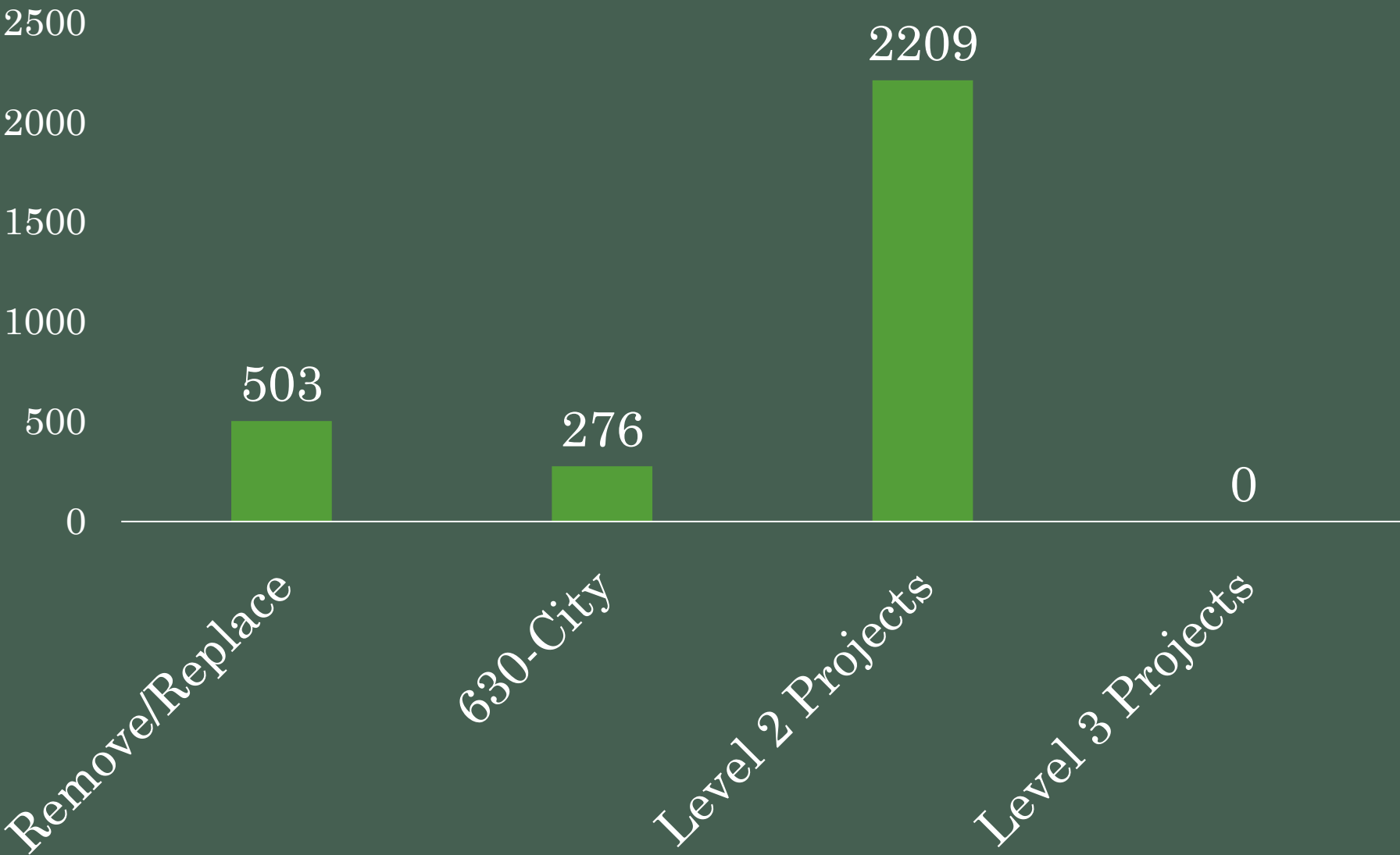
Remove & Replace	503 plantings	\$530,339.95
630-City	267 plantings	\$363,778.02
Level 2	2,209 plantings	\$3,133,762.66
Level 3	0 plantings	\$0

Special Projects

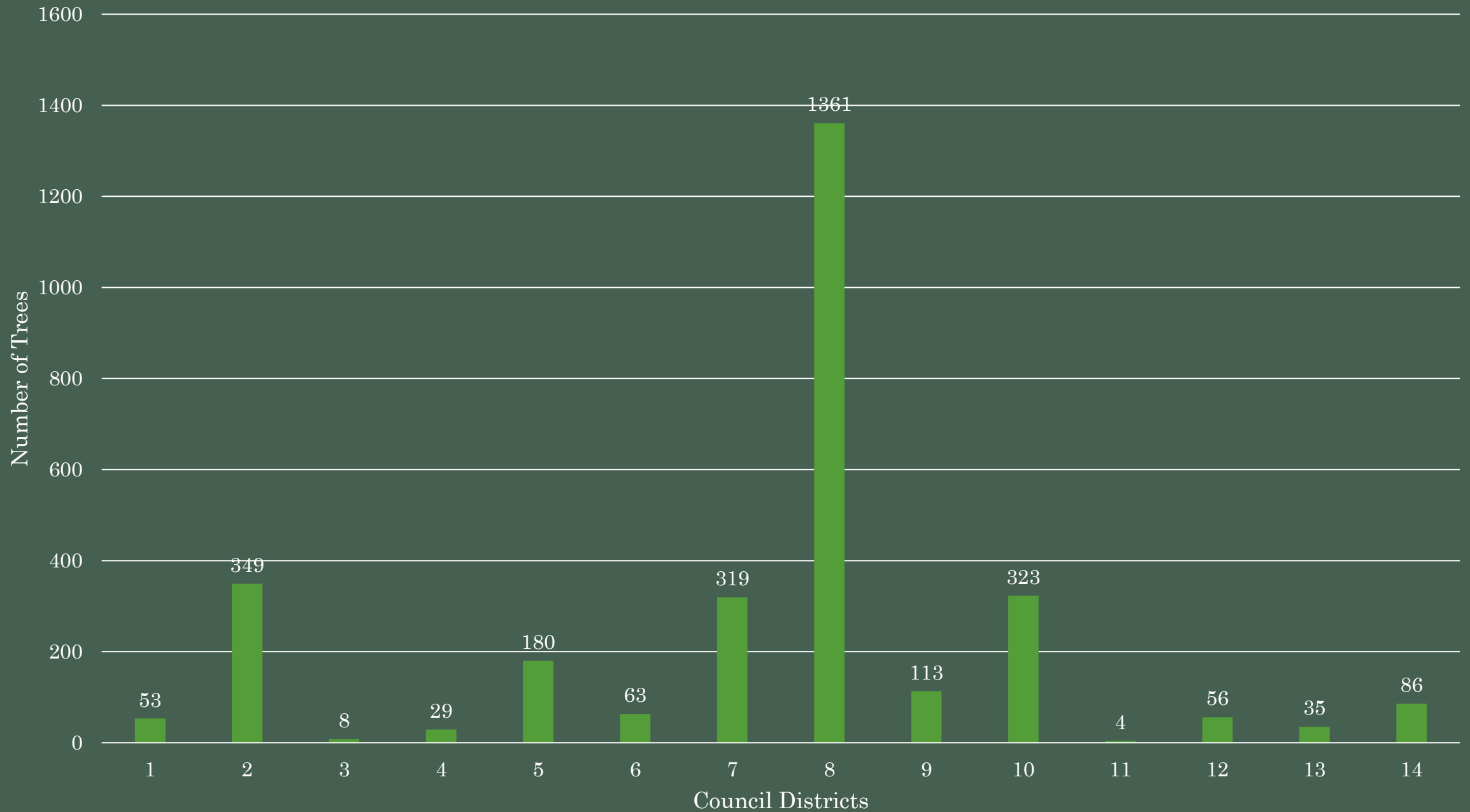
Adoption of a Strategic Plan- October 2022

UFMP Implementation Committee Formed / Coordination with Resiliency Office

TREES PLANTED PER PROJECT TYPE-FY 23:



Fiscal Year 23 Number Of Trees Planted Per Council District



Status of Tree Permits in FY 23 and Tree Inventory

- 482 Sitework permits (tree permits) were issued in 2023 by the Planning and Development Department.
- The latest Tree Inventory was conducted in 2019.



City of Jacksonville, Florida

Donna Deegan, Mayor

Department of Public Works
Ed Ball Building
214 N. Hogan St., 10th floor
Jacksonville, FL 32202
www.coj.net

ONE CITY. ONE JACKSONVILLE.

TO: Peggy Sidman, Director/Council Secretary
Jacksonville City Council

FROM: Curtis Hart, Tree Commission Vice-Chair

DATE: November 15, 2023

SUBJECT: 2023 Tree Commission Annual Report

Some of the Tree Commission's duties include acting as a coordinator for programs, projects, and activities related to planting projects and the health of the tree canopy between all public and private entities and to review expenditure proposals and plans for planting projects.

The Commission was established by City Council enactment of 2017-397-E on July 25, 2017. Meetings are held on the third Wednesday of each month. The first meeting of the fiscal year 2023 for Tree Commission was held October 19, 2022.

In Fiscal Year 23, the Commission has:

- Received \$7,149,433.01 in Tree Mitigation Fund Revenue.
- Spent \$4,027,880.63 on planting trees and warranties.
- Planted 2,979 Trees using the Tree Fund.
 - Approved thirteen Level 2 Tree planting projects for a total of 2,209 trees.
 - Planted 267 trees with the 630-CITY Planting Program where constituents may call in and request trees be planted in their public right-of-way.
 - Planted 503 trees with the remove and replace program, where dead, dying, hazardous trees are removed and planted with a healthy new tree.
- Completed a Strategic Planning process that led to the creation of nine goals for Tree Commission to help the commission better align with the duties tasked to them.

- Started discussion and planning of an Urban Forest Management Plan. This led to seven recommendations approved by the Tree Commission.
- Re-Designed the process and application documents for Level 3 Planting Program. This program is designed for non-profits to submit Tree Planting Projects, to be administered by the requesting organization. These proposed projects are presented to the Tree Commission for approval.
- Approved 8 new trees to the approved species list to help add diversity of plantings.

Tree Commission Members:

Curtis Hart, Vice Chair

Nina Sickler

Chris Miller

Susan Fraser

John Moscarillo

William Burke

Advisors:

Susan Grandin

Jonathan Colburn

Justin Gearhart

Jose Regueiro

QUESTIONS?



Thank you!

Tree Fund City Council Appropriation Ask (For Tree Commission 02/21/2024)

Past calendar year we expended:

~3 million from Remove and Replace, reducing the available amount from \$4,339,478.51 to \$1,243,826.37.

~5 million from Level 2, reducing the available amount from \$9,666,599.21 to \$4,253,345.43.

Level 3 did not have any new expenditures though Mayport Naval Station was approved.

The ask:

\$1,717,826.00 from BJP into Remove and Replace (acting as ordinance-based funds)

\$2,500,000.00 from Ordinance Funds into Remove and Replace

\$2,000,000.00 from Charter Funds into Remove and Replace

\$3,000,000.00 from Charter Funds into Level 2

\$6,000,000.00 from Ordinance Funds into Level 3

As a result of this draw the following would occur to City Council controlled funds:

The Ordinance Fund available for City Council appropriation would be reduced from \$10,680,071.06 to \$2,180,071.06.

The Charter Fund available for City Council appropriation would be reduced from \$9,298,738.27 to \$4,298,738.27.

The BJP Fund available for City Council appropriation would be reduced from \$1,717,826.00 to \$0.

As a result of this draw the following would occur to Mowing and Landscape's four pools of tree fund money:

The available amount in the Mowing and Landscape Remove and Replace ordinance-based fund would increase from \$1,243,826.37 to \$5,461,652.37.

The available amount in the Mowing and Landscape Remove and Replace charter-based fund would increase from \$0 to \$2,000,000.00.

The available amount in the Mowing and Landscape Level 2 charter-based fund would increase from \$0 to \$3,000,000.00.

The available amount in the Mowing and Landscape Level 3 ordinance-based fund would increase from \$1,570,822.75 to \$7,570,822.75.

Potential Trees to Add to Approved Species List For Park Plantings

Peach Tree/ Nectarine Tree (*Prunus persica*)



Low-chilling cultivars can grow and produce fruit under Florida conditions that are much warmer in winter than in northern states.

- **USDA Hardiness Zone:** 7A - 9A
- **Mature Height:** 12 to 20 ft
- **Mature Spread:** 15 to 20 ft
- **Growth Rate:** Fast at first, then slow
- **Availability:** Available
- **Drought Tolerance:** Moderate
- **Salt Tolerance:** Unknown
- **Light Requirements:** Full sun to partial sun.
- **Native Origin:** Not native to Florida.
- **Soil Drainage:** Needs a well-drained site.
- **Foliage:** Deciduous tree with no showy fall color.

Pear Tree (*Pyrus spp.*)



There are two groups of pears grown in the United States, *Pyrus communis* L., the European pear, and the Asian pear, *P. serotina* and *P. pyrifolia*, as well as hybrids between the two groups. Hybrid pears are suited to central and north Florida.

Soil type and rainfall will determine the frequency of irrigation. Sandy soils require more frequent irrigation. When irrigating, thoroughly wet all areas under the tree to at least a foot deep. Applications every 7–10 days may be required in dry seasons. On sandy soils, frequent light irrigations are better than less frequent heavy irrigations. Mature trees may require 50+ gallons per tree, and young trees require 2–3 gallons at each application.

Trees are generally pruned to a modified leader system to keep the center more open and encourage the tree to spread, because pear trees generally have very upright growth. The modified leader is created by selecting three to four upright main branches from the central trunk and pruning them to increase lateral growth. Remove other main branches to keep the canopy open to air movement.

Apple- (*Malus spp.*)



Apple varieties have been grown and fruited in Leesburg, Gainesville, and Quincy. 'Anna' (Figure 2), 'Dorsett Golden' (Figure 3), 'Tropic Sweet' (Figure 4), and 'Ein Shemer' (Figure 5) appear best adapted to conditions in these areas. They have a cold requirement in the range of 300 to 400 hours below 45°F.

The amount of water and when to apply it depends not only on frequency and amount of rainfall, but also on soil type. More frequent irrigation will be required on sandy soils than on clay or organic soils. The area beneath the canopy of the tree should be wet to a depth of several feet at each irrigation, which may require more than 50 gallons of water per tree for large trees or as little as 5 to 10 gallons for young trees. Irrigation may be required every 7 to 10 days under extremely dry conditions.

Most apples are self-unfruitful and require cross-pollination for adequate fruit set.

Fig Tree (*Ficus spp.*)



In the southeastern United States, this tree is seldom taller than 25 feet due to periodic cold injury to the trunk and limbs. Most fig trees in the southeastern United States are multiple-branched shrubs.

Fig trees produce roots that can be very deep in well-drained soils. The lateral spread of roots can be substantial.

Figs perform best in locations with full sun.

Irrigation is required for fig trees during the establishment year. During that period, a fig tree should receive 10 gallons per application at least three times a week. Irrigation after the establishment year is optional except during a prolonged drought. For mature fig trees, irrigation of 20–50 gallons per tree per week can be applied if there is no significant rain. Drought-stressed trees are more susceptible to nematodes and will not fruit well.

Fig trees do not require pruning to be productive.

**City of Jacksonville
Tree Commission
Financials Combined
Balance Sheet
As of 2/8/2024**

Cash	34,205,776.39	
-------------	---------------	--

Accounts Payable	-	
-------------------------	---	--

Fund Balance		
Beginning Fund Balance	35,242,058.16	
YTD Gain\Loss	(1,036,281.77)	
Adjusted Fund Balance	34,205,776.39	

Available Balance Calculation

Cash	34,205,776.39	Bank Funds
Less:		
AP	-	Accounts Payable
Funds Available	9,714,237.63	Appropriated Funds by City Council
Encumbrances (Open POs)	4,511,059.51	Appropriated and Allocated
Sub-Total Adjustments	14,225,297.14	
Unappropriated/Unallocated	19,980,479.25	
Appropriated/Unallocated *	1,717,826.00	Better Jacksonville Plan **
Total Unallocated Funds	21,698,305.25	

* Better Jacksonville Funds are not in Ordinance or Charter Funds. Therefore, the Tree Commission cannot re-appropriate those funds.

** Better Jacksonville dollars are budgeted to See Activities/Projects Sheet

City of Jacksonville
Tree Commission
Financials Combined
Statement of Activity
As of 2/8/2024

	Actuals		Budget
	As of 2/8/2024	YTD	
Revenues			
Ordinance appropriation			530,506.00
Tree Mitigation Funds - Article 25	348,317.00	458,460.00	
Investment Pool Earnings	114,477.91	392,502.77	
Contributions From Private Sources	24,282.00	565,245.00	
Misc Sales and Charges	2,200.20	2,200.20	
Contribution-Loss Deductible	4,873.20	6,817.20	
Transfer from fund balance	-	-	
Total	494,150.31	1,425,225.17	530,506.00
Expenses			
Summarized expenses	640,399.09	2,461,506.94 *	16,694,800.00
Net	(146,248.78)	(1,036,281.77)	(16,164,294.00)

* Budget is comprised of current year budget and prior year carry forward.

City of Jacksonville
Tree Commission
Ordinance - 15304 - Tree Protection & Related Expenditures
Balance Sheet
As of 2/8/2024

<u>Equity in Pooled Cash</u>	24,911,825.12
-------------------------------------	---------------

<u>Accounts Payable</u>	-
--------------------------------	---

<u>Fund Balance</u>	
Beginning Fund Balance	26,175,218.96
YTD Gain\Loss	<u>(1,263,393.84)</u>
Adjusted Fund Balance	<u>24,911,825.12</u>

<u>Available Balance Calculation</u>	
Cash	24,911,825.12
Less:	
AP	-
Funds Available(Budget)	9,714,237.63
Encumbrances (Open POs)	<u>4,511,059.51</u>
Sub-Total Adjustments	<u>14,225,297.14</u>
Unappropriated/Unallocated	<u><u>10,686,527.98</u></u>

City of Jacksonville
Tree Commission
Ordinance - 15304 - Tree Protection & Related Expenditures
Statement of Activity
As of 2/8/2024

	<u>As of 2/8/2024</u>	<u>YTD</u>	<u>Budget</u>
Revenues			
Ordinance appropriation			530,506.00
Tree Mitigation Funds - Article 25	332,010.00	332,010.00	
Investment Pool Earnings	84,706.03	291,840.70	
Contributions From Private Sources	24,282.00	565,245.00	
Misc Sales and Charges	2,200.20	2,200.20	
Contribution-Loss Deductible	4,873.20	6,817.20	
Total Revenue	<u>448,071.43</u>	<u>1,198,113.10</u>	<u>530,506.00</u>
Expenses			
Expenses *	640,399.09	2,461,506.94	16,694,800.00
Net	<u>(192,327.66)</u>	<u>(1,263,393.84)</u>	<u>(16,164,294.00)</u>

* Budget is comprised of current year budget and prior year carry forward.

City of Jacksonville
Tree Commission
Charter - 15305- Tree Mitigation & Related Expenditures
Balance Sheet
As of 2/8/2024

<u>Equity in Pooled Cash</u>	9,293,951.27
------------------------------	--------------

<u>Accounts Payable</u>	0
-------------------------	---

<u>Fund Balance</u>	
Beginning Fund Balance 10/1/22	9,066,839.20
YTD Gain\Loss	227,112.07
Adjusted Fund Balance	<u>9,293,951.27</u>

Available Balance Calculation	
Cash	9,293,951.27
Less:	
AP	
Funds Available	
Encumbrances (Open POs)	<u>-</u>
Sub-total	<u>-</u>

Unappropriated/Unallocated	<u><u>9,293,951.27</u></u>
-----------------------------------	-----------------------------------

City of Jacksonville
Tree Commission
Charter - 15305- Tree Mitigation & Related Expenditures
Statement of Activity
As of 2/8/2024

	<u>Actuals</u>		<u>Budget</u>
	<u>As of 2/8/2024</u>	<u>YTD</u>	
Revenues			-
Tree Mitigation Funds - Article 25	16,307.00	126,450.00	
Investment Pool Earnings	29,771.88	100,662.07	
	<u>46,078.88</u>	<u>227,112.07</u>	
Expenses			-
	-	-	
Net	<u>46,078.88</u>	<u>227,112.07</u>	<u>-</u>

Month of: As of 2/8/2024

Ledger COJ PL - Modified Accrual

Fund 15304 Tree Protection & Related

Account	Description	Beginning Balance (USD)	Debits (USD)	Credits (USD)	Ending Balance (USD)
104001	Equity in Pooled Cash Account	27,155,539.64	434,980.16	135,126.11	27,455,393.69
104201	Cash - JP Accounts Payable	-109,104.00	0.00	0.00	-109,104.00
104206	Cash - JP General Deposit	113,365.12	1,418,656.05	1,724,442.35	-192,421.18
104299	Bank Clearing	-129,194.29	1,827,896.63	3,521,784.62	-1,823,082.28
104998	Zero Invoice Clearing	-2,077.50	0.00	0.00	-2,077.50
104999	Cash Clearing	-416,883.61	0.00	0.00	-416,883.61
201101	Vouchers Payable Account	-434,699.21	3,511,879.58	3,077,180.37	0.00
216101	Accrued Payroll Payable	-1,727.19	1,727.19	0.00	0.00
284101	Fund Balance - Unassigned Account	-26,175,218.96	0.00	0.00	-26,175,218.96
					1,263,393.84
					-24,911,825.12
343750	Tree Mitigation Funds - Article 25	0.00	0.00	332,010.00	-332,010.00
361101	Investment Pool Earnings	0.00	87,959.85	379,800.55	-291,840.70
366020	Contributions From Private Sources	0.00	8,748.00	573,993.00	-565,245.00
369050	Miscellaneous Sales and Charges	0.00	0.00	2,200.20	-2,200.20
369400	Contribution-Loss Deductible	0.00	0.00	6,817.20	-6,817.20
512010	Permanent and Probationary Salaries	0.00	24,302.09	1,523.85	22,778.24
521020	Medicare Tax	0.00	328.93	20.48	308.45
522070	Disability Trust Fund-ER	0.00	72.88	4.57	68.31
522130	GEPP Defined Contribution DC-ER	0.00	2,843.37	178.29	2,665.08
523010	Group Dental Plan	0.00	67.50	0.00	67.50
523030	Group Life Insurance	0.00	38.34	0.00	38.34
523040	Group Hospitalization Insurance	0.00	3,944.79	0.00	3,944.79
524001	City Employees Worker's Compensation	0.00	1,465.00	0.00	1,465.00
545020	General Liability Insurance	0.00	136.25	0.00	136.25
549006	Trust Fund Authorized Expenditures	0.00	2,781,780.28	351,885.30	2,429,894.98
549032	Clothing, Clean, Shoe Transfer Allow	0.00	140.00	0.00	140.00
Total for Fund 15304		0.00	4,751,376.15	4,751,376.15	1,263,393.84

Trial Balance Report

Report Date

2/8/2024

COJ PL - Modified Accrual

Month of: As of 2/8/24

Ledger

COJ PL - Modified Accrual

Fund

15305 Tree Mitigation & Related Expense

Account	Description	Beginning Balance (USD)	Debits (USD)	Credits (USD)	Ending Balance (USD)
104001	Equity in Pooled	8,060,991.66	134,945.48	26,888.41	8,138,422.27
104201	Cash - JP	-1,785.00	0.00	0.00	-1,785.00
104206	Cash - JP General	1,038,259.00	148,703.00	29,648.00	1,157,314.00
284101	Fund Balance -	-9,066,839.20	0.00	0.00	-9,066,839.20
					-227,112.07
					-9,293,951.27
343750	Tree Mitigation	0.00	30,158.00	156,608.00	-126,450.00
361101	Investment Pool	0.00	26,378.41	127,040.48	-100,662.07
Total for		0.00	313,806.48	213,144.41	-227,112.07

9,293,951.27

End of Report

Review Budgetary Control Balances

Done

Control Budget COJ Summary Budget

Saved Search

Search

Amount Type Year to date

Currency USD

* Budget Period FY1-24

* Fund 15304

* Account 500000

Funds Available All amounts

* Center All Center Values

* Project All Project Values

* Activity All Activity Values

Search Reset Save

Budget Balances

View Detach Wrap

Fund	Center	Account	Project	Activity	Year to Date Period	Initial Budget	Budget Adjustments	Total Budget	Commitments	Obligations	Expenditures	Total Consumption	Funds Available Amount
15304	PW	510000	000000	00000000	FY1-24	94,115.00	-12,709.32	81,405.68	0.00	0.00	31,335.71	31,335.71	50,069.97
15304	PW	545000	000000	00000000	FY1-24	327.00	26.63	353.63	0.00	0.00	136.25	136.25	217.38
15304	PW	549000	000000	00000000	FY1-24	436,064.00	2,828,790.86	3,264,854.86	0.00	350,037.76	309,214.84	659,252.60	2,605,602.26
15304	PW	549000	000000	00000378	FY1-24	0.00	3,597,410.00	3,597,410.00	0.00	1,434,047.18	971,552.63	2,405,599.81	1,191,810.19
15304	PW	549000	000000	00000541	FY1-24	0.00	10,283.00	10,283.00	0.00	0.00	0.00	0.00	10,283.00
15304	PW	549000	000000	00001315	FY1-24	0.00	7,909,524.83	7,909,524.83	0.00	2,598,576.62	1,157,263.43	3,755,840.05	4,153,684.78
15304	PW	549000	000000	00001316	FY1-24	0.00	140,238.62	140,238.62	0.00	0.00	0.00	0.00	140,238.62
15304	PW	549000	000000	00001623	FY1-24	0.00	1,688,434.65	1,688,434.65	0.00	128,397.95	0.00	128,397.95	1,560,036.70
15304	PW	549500	000000	00000982	FY1-24	0.00	694.73	694.73	0.00	0.00	0.00	0.00	694.73
15304	PW	580000	000000	00000982	FY1-24	0.00	1,600.00	1,600.00	0.00	0.00	0.00	0.00	1,600.00
Total						530,506.00	16,164,294.00	16,694,800.00	0.00	4,511,059.51	2,469,502.86	6,980,562.37	9,714,237.63

	2/8/2024	1/11/2024	MoM Variance
Total Budget	16,694,800.00	16,694,800.00	-
Encumbrance	4,511,059.51	4,615,982.57	(104,923.06)
Available Funds	9,714,237.63	9,840,482.76	(126,245.13)

City of Jacksonville
Tree Commission
Activity/Project Status as of 2/08/2024

		2/8/2024 Budget	Obligation	Expenditures	Funds Available
		2/8/2024	2/8/2024	2/8/2024	2/8/2024
151004-PWOD Tree Mitigation & Related Expenses - Conservation and Resource Manag	00000378-County-Wide Tree Prog-Remove - Replace	3,597,410.00	1,434,047.18	971,552.63	1,191,810.19
151004-PWOD Tree Mitigation & Related Expenses - Conservation and Resource Manag	00000541-Hammond Blvd Project	10,283.00	-	-	10,283.00
151004-PWOD Tree Mitigation & Related Expenses - Conservation and Resource Manag	00000982-Tree Protection & Related Expenses	2,294.73	-	-	2,294.73
151004-PWOD Tree Mitigation & Related Expenses - Conservation and Resource Manag	00001315-Level 2 Tree Planting Program	7,909,524.83	2,598,576.62	1,157,263.43	4,153,684.78
151004-PWOD Tree Mitigation & Related Expenses - Conservation and Resource Manag	00001316-Moncrief Rd Beautification Project	140,238.62	-	-	140,238.62
151004-PWOD Tree Mitigation & Related Expenses - Conservation and Resource Manag	00001623-Level 3 Tree Planting Program	1,688,434.65	128,397.95	-	1,560,036.70
		13,348,185.83	4,161,021.75	2,128,816.06	7,058,348.02
154006-PWML Tree Maintenance - Other Physical Environment	00000000-No Activity	534,061.15	99,986.56	149,587.40	284,487.19
	All Activity Values	534,061.15	99,986.56	149,587.40	284,487.19
154007-PWML 630-City Tree Planting Prog - Other Physical Environment	00000000-No Activity	2,812,553.02	250,051.20	191,099.40	2,371,402.42
	All Activity Values	2,812,553.02	250,051.20	191,099.40	2,371,402.42
		16,694,800.00	4,511,059.51	2,469,502.86	9,714,237.63
Better Jacksonville Plan					
153104-PWCP Public Works Capital Projects - Road and Street Facilities	008449-Tree Mitigation Project	1,717,826.00	-	-	1,717,826.00



TREE MITIGATION CITY OF JACKSONVILLE



TREE REMOVAL PERMIT INFORMATION

Click here to search detailed information on Site Clearing and Tree Removal Permits. In reviewing tree removal information on a specific permit, for "B" permits click on the Spec 2 tab; for "L" permits click on the Tree Mitigation tab.



TREE FUND CITY PLANTING PROJECTS

Click here to search detailed information about City Tree Fund Planting Projects.



AVAILABLE FOR APPROPRIATION

15F (Ordinance): \$10,678,532.06
15N (Charter): \$9,293,951.27
Better Jacksonville Plan - Tree Mitigation Project: \$1,717,826.00
Total: \$21,690,309.33



FILE AN ISSUE

Click here to report site clearing or tree removal without a permit, or to request tree maintenance on public property. In the CARE System, select "Tree Remove or Landscape Violation" from the dropdown.

Disclaimer: The AVAILABLE FOR APPROPRIATION information shown on this page is updated nightly from the City's financial records, but does not include any pending appropriations, or other financial transactions of the funds which have not been completed.



If you experience difficulty viewing or accessing the documents provided on this site, or navigating this application's table features, using any assistive technology please contact the Disabled Services Division at 904-630-4940 or 904-630-4933 (TTY) to request an accommodation.

© 2024 - Official City of Jacksonville and Duval County Government Website, All Rights Reserved.

Version: 1.0.0.6

Since 2017

Remove and Replace

15304 Ordinance Funds Available for Appropriation: As of 02/01/2024 there is \$10,263,958.03

Appropriated		Project	Purchase Order #	Purchase Order Amount	Date	Remainder	Status
Amount	Date	Project		Amount	Date	Remainder in project	Status
\$300,000.00	Nov-18						
\$2,000,000.00	Nov-19						
\$2,000,000.00	Apr-21						
\$4,000,000.00	Dec-22						
		Remove and Replace	613920-21	\$1,250,000.00	11/18/2020	\$34,432.64	Open
		8th Street	643975-22	\$37,078.00	7/8/2022	\$3,707.90	Open
		Atlantic Blvd	646687-22	\$26,483.50	8/31/2022	\$2,628.10	Open
		Round 13	653865-23	\$14,300.00	1/17/2023	\$2,145.00	Open
		Parks Replacement (FY23)	658467-23	\$336,365.00	4/24/2023	\$134,546.00	Open
		Round 16	659329-23	\$34,070.55	5/11/2023	\$6,814.11	Open
		Old River Road	663325-23	\$1,141.60	8/17/2023	\$292.32	Open
		Round 18	664863-23	\$49,650.00	9/15/2023	\$49,650.00	Open
		Parks Removal	667665-24	\$500,000.00	11/3/2023	\$293,943.06	Open
		Remove and Replace Removals	667666-24	\$800,000.00	11/3/2023	\$343,282.80	Open
		Parks Replacement (FY24)	668883-24	\$500,000.00	11/27/2023	\$324,989.00	Open
		Round 19	668307-24	\$52,900.00	11/15/2023	\$52,900.00	Open
		Baymeadows R&R	670155-24	\$169,819.05	12/21/2023	\$169,819.05	Open
		Round 20	671140-24	\$63,000.00	1/19/2024	\$63,000.00	Open
		Round 21	671122-24	\$1,547.20	1/18/2024	\$1,547.20	Open
\$8,300,000.00	Total	Total		\$7,716,549.41	Total	\$1,483,697.18	
					Available for Remove and Replace Allocation	\$1,243,826.37	

Remove and Replace

15304 Ordinance Funds Available for Appropriation: As of 02/01/2024 there is \$10,263,958.03

Appropriated		Project	Purchase Order #	Purchase Order Amount	Date	Remainder	Status
Amount	Date	Project		Amount	Date	Remainder in project	Status

Definitions of Terms

Available for Appropriation- Requires City Council Approval

Allocated- Already been approved by City Council/Tree Commission and MBRC approved funds

Obligation- Funds have been assigned to a project and a purchase order has been issued

Green fill indicates amount available in pool of money

Orange fill indicated total money for column

Since 2017

630-City

15304 Ordinance Funds Available for Appropriation: As of 02/01/2024 there is \$10,263,958.03

Appropriated		Project	Purchase Order Amount	Date	Remainder	Status
Amount	Date	Project	Amount	Date	Remainder in project	Status
\$200,000.00	Nov-18					
\$1,600,000.00	Aug-19					
\$2,000,000.00	Nov-21					
\$2,000,000.00	Dec-22					
		630-City Round 18	\$128,994.00	5/5/2023	\$25,798.80	Open
		630-City Round 19	\$99,558.00	7/14/2023	\$19,782.00	Open
		630-City Round 20	\$129,681.60	12/4/2023	\$129,681.60	Open
		630-City Round 21	\$74,140.80	2/2/2024	\$74,140.80	Open
\$5,800,000.00	Total	Total	\$4,482,463.62	Total	\$249,403.20	
				Available for 630-City Allocation	\$2,371,402.42	

Definitions of Terms

Available for Appropriation- Requires City Council Approval

Allocated- Already been approved by City Council/Tree Commission and MBRC approved funds

Obligation- Funds have been assigned to a project and a purchase order has been issued

Green fill indicates amount available in pool of money

Orange Fill indicated total money for column

Since 2017

Level 2

15304 Ordinance Funds Available for Appropriation: As of 02/01/2024 there is \$10,263,958.03

Appropriated		Allocation			Purchase Order	Purchase Order Amount		Remainder	Status
Amount	Date	Project	Amount	Date	PO #	Amount	Date	Remainder in project	Status
\$1,000,000.00	Feb-19								
\$2,000,000.00	Jan-20								
\$2,000,000.00	Jan-21								
\$2,000,000.00	Aug-21								
\$8,000,000.00	Jun-22								
		Kernan Blvd	\$276,722.50	5/19/2021	624949-21	\$276,722.50	6/23/2021	\$13,836.11	Open
		Twin Lakes Academy	\$122,553.00	5/19/2021	624946-21	\$122,553.00	6/23/2021	\$6,127.65	Open
		Park Street Rd Diet	\$399,526.00	6/16/2021	627876-21	\$399,526.00	8/24/2021	\$399,526.00	On Hold
		Whitehouse Park	\$54,594.00	6/16/2021	627838-21	\$54,594.00	8/24/2021	\$2,729.70	Open
		Baker Point Park	\$17,091.00	6/16/2021	627837-21	\$17,091.00	8/24/2021	\$854.55	Open
		Gold Star	\$466,296.00	9/22/2021	629475-21	\$450,921.00	9/29/2021	\$47,579.55	Open
		Fort Caroline Rd	\$165,793.50	7/21/2021	635460-22	\$157,369.50	1/11/2022	\$15,736.95	Open
		Norfolk and Soutel Level 2	\$90,106.00	7/21/2021	635458-22	\$90,106.00	1/12/2022	\$4,505.30	Open
		Jax Beach Level 2	\$277,789.50	9/22/2021	635456-22	\$277,789.50	1/12/2022	\$27,778.94	Open
		Columbia Parkway Rd	\$51,840.00	12/15/2021	635922-22	\$51,840.00	1/21/2022	\$5,184.00	Open
		Jarboe Park	\$145,918.00	12/15/2021	636025-22	\$145,918.00	1/24/2022	\$14,591.80	Open
		Northbank Riverwalk	\$138,801.00	12/15/2021	641986-22	\$116,125.00	5/17/2022	\$11,612.50	Open
		Fishweir Park	\$40,014.00	3/23/2022	643483-22	\$40,014.00	6/23/2022	\$4,001.40	Open
		District 7 Parks	\$106,000.00	3/23/2022	658550-23	\$94,000.00	4/25/2023	\$18,800.00	Open
		District 5 Parks	\$457,600.00	4/20/2022	658778-23	\$280,250.00	4/28/2023	\$56,050.00	Open
		Deerwood Park Blvd	\$86,319.00	5/18/2022	643807-22	\$86,319.00	6/30/2022	\$8,631.90	Open
		Hanna Park	\$268,584.80	6/13/2022	645797-22	\$268,584.80	8/15/2022	\$26,858.48	Open
		Saint Johns Bluff Rd	\$388,238.50	7/20/2020	646462-22	\$388,238.50	8/29/2022	\$38,823.84	Open
		Collins Road	\$338,265.00	9/21/2022	651453-23	\$338,265.00	11/23/2022	\$50,739.75	Open
		College Street Parking Medians	\$13,019.00	11/16/2022	652784-23	\$13,019.00	12/21/2022	\$1,952.85	Open
		Airport Center Drive East	\$153,643.00	11/16/2022	652783-23	\$153,643.00	12/29/2022	\$23,046.45	Open
		GoldStar Phase 2	\$2,300,000.00	12/21/2022	661801-23	\$1,141,500.00	7/14/2023	\$614,169.57	Open
		GoldStar Phase 2 Prosser	\$121,345.16	12/21/2022	644186-22	\$121,345.16	7/11/2022	\$11,393.20	Open

Level 2

15304 Ordinance Funds Available for Appropriation: As of 02/01/2024 there is \$10,263,958.03

Appropriated		Allocation			Purchase Order	Purchase Order Amount		Remainder	Status
Amount	Date	Project	Amount	Date	PO #	Amount	Date	Remainder in project	Status
		Fort Caroline Rd Pond	\$61,479.00	2/15/2023	656847-23	\$61,479.00	3/21/2023	\$9,221.85	Open
		Kernan BLVD N	\$591,059.00	2/15/2023	656956-23	\$591,059.00	3/23/2023	\$118,211.80	Open
		Price Park	\$27,216.00	4/19/2023	659331-23	\$27,216.00	5/11/2023	\$5,443.20	Open
		Amelia View Phase 2	\$62,370.00	4/19/2023	659333-23	\$62,370.00	5/11/2023	\$12,474.00	Open
		Parks Northwest Districts	\$321,440.00	4/19/2023	660246-23	\$321,440.00	6/6/2023	\$64,288.00	Open
		Fletcher and Hollywood Park	\$33,100.00	5/17/2023	661059-23	\$33,100.00	6/27/2023	\$11,700.00	Open
		Gator Bowl	\$41,185.00	7/19/2023	663008-23	\$41,185.00	8/10/2023	\$8,237.00	Open
		Westside Parks	\$402,600.00	7/19/2023	665133-24	\$402,600.00	10/4/2023	\$161,040.00	Open
		7th Street E	\$88,355.00	8/16/2023	664796-23	\$88,355.00	9/14/2023	\$17,671.00	Open
		District 7 and 10 Corridors	\$75,451.50	9/20/2023	667454-24	\$75,451.50	11/1/2023	\$75,451.50	Open
		Hodges Blvd	\$137,667.34	10/18/2024	669765-24	\$137,667.34	12/14/2023	\$137,667.34	Open
		Sheffield Park	\$126,500.00	10/18/2024	670635-24	\$126,500.00	1/10/2024	\$126,500.00	Open
		Lift Ev'ry Voice and Sing Park	\$223,335.00	11/15/2023	670636-24	\$223,335.00	1/10/2024	\$223,335.00	Open
\$15,000,000.00	Total	Total	\$12,582,211.61	Total		\$10,283,070.30	Total	\$2,375,771.58	
							Available for Level 2 Allocation	\$4,253,345.43	

Definitions of Terms

Available for Appropriation- Requires City Council Approval

Allocated- Already been approved by City Council/Tree Commission and MBRC approved funds

Encumbered- Funds have been assigned to a project and a purchase order has been issued

Green fill indicates amount available in pool of money

Orange Fill indicated total money for column

Since 2017

Level 3

15304 Ordinance Funds Available for Appropriation: As of 02/01/2024 there is \$10,263,958.03

Appropriated		Allocation		Purchase Order Amount		Remainder		Status	
Amount	Date	Project	Amount	Date	Amount	Date	Remainder in project	Status	
\$1,000,000.00	May-20								
\$1,000,000.00	Dec-22								
		Jax Zoo	\$209,190.35	3/4/2021	\$209,190.35	10/27/2021	\$105,728.15	Open	
\$2,000,000.00	Total	Total	\$450,789.35	Total	\$450,749.35	Total	\$105,728.15		
							Available for Level 3 Allocation	\$1,570,822.75	

Definitions of Terms

Available for Appropriation- Requires City Council Approval

Allocated- Already been approved by City Council/Tree Commission and MBRC approved funds

Obligation- Funds have been assigned to a project and a purchase order has been issued

Green fill indicates amount available in pool of money

Orange Fill indicated total money for column

Since 2017

Charter Fund

15305 Charter Funds Available for Appropriation: As of 02/01/2024 there is \$9,264,179.39

	Appropriated		Original Purchase Order Amount		Remainder		Status
Ordinance	Amount	Date	Project	Amount	Date	Remainder in project	Status
Total	\$133,317.49		Total	\$133,317.49	Total	\$0.00	

Definitions of Terms

Available for Appropriation- Requires City Council Approval

Allocated- Already been approved by City Council/Tree Commission and MBRC approved funds

Obligation- Funds have been assigned to a project and a purchase order has been issued

Orange Fill indicated total money for column

BJP

Better Jacksonville Plan- Tree Mitigation Dollars available for Appropriation: As of 02/01/2024 there is \$1,717,826.00

Appropriated		Purchase Order Amount		Remainder		Status
Amount	Date	Project	Amount	Date	Remainder in project	Status

Definitions of Terms

Available for Appropriation- Requires City Council Approval

Allocated- Already been approved by City Council/Tree Commission and MBRC approved funds

Obligation- Funds have been assigned to a project and a purchase order has been issued

ACTIVE CITY OF JACKSONVILLE LEVEL 2 TREE PLANTING PROJECTS

ATTACHMENT F

Visit <https://pg-cloud.com/JacksonvilleFL/> for City of Jacksonville Tree Project Maps

Visit jaxtreemitigation.coj.net - Tree Fund City Projects for links to legislation and planting details

Requesting Entity	Project Scope	Tree Commission Approval Date	Status	Allocated Amount	Contract/Warranty
Twin Lakes Academy ES/School	Trees within school grounds and ROW - 66 trees	May-21	Installation Complete	\$122,553.00	Liberty 2/yr
Kernan Blvd./CM	Trees within medians and Row of Kernan Blvd. - 132 trees	May-21	Installation Complete	\$276,722.50	Liberty 2/yr
Whitehouse Park/Parks and residential	Trees within play area and recreational fields. - 29 trees	Jun-21	Installation Complete	\$54,594.00	Liberty 2/yr
Baker Point Park/Parks and residential	Trees within park undergoing improvements - 8 trees	Jun-21	Installation Complete	\$17,091.00	Liberty 2/yr
Fort Caroline Rd. Tree Planting	Trees within right of way along Fort Caroline Rd. 66 trees	Jul-21	Installation Complete	\$157,369.50	Liberty 2/yr
Norfolk Soutel Tree Planting	Trees within medians and right of way along Norfolk Blvd. 36 trees	Jul-21	Installation Complete	\$90,106.00	Liberty 2/yr
Jax Beach Park and ROW	Trees within parks and right of way. 150 trees	Sep-21	Installation Complete	\$277,789.50	Liberty 2/yr
Gold Star Family Memorial Highway	Trees within retention pond and right of way. 200 trees	Sep-21	Installation Complete	\$450,921.00	Liberty 2/yr
Northbank Riverwalk	Trees along trail and riverside of Northbank Riverwalk/Geffen Park area. 68 trees	Dec-21	Installation Complete	\$116,125.00	Liberty 2/yr
Jarboe Park	Trees along play areas and trails of Jarboe Park. 76 trees	Dec-21	Installation Complete	\$145,918.00	Liberty 2/yr
Columbia Pkwy Retention Pond	Trees along play areas and trails of Jarboe Park. 29 trees	Dec-21	Installation Complete	\$51,840.00	Liberty 2/yr
Fishweir Park	Trees along nature trail. 21 trees	Mar-22	Installation Complete	\$40,014.00	Liberty 2/yr
District 7 Parks	55 trees.	Mar-22	Installation Complete	\$106,000.00	Greenway/1yr
District 5 Parks	195 Trees	Mar-22	Installation Complete	\$452,600.00	Greenway/1yr
Deerwood	Trees along median. 43 trees	May-22	Installation complete	\$86,319.00	Liberty 2/yr
Hanna Park	106 trees	Jun-22	Installation Complete	\$264,584.80	Liberty 2/yr
Saint Johns Bluff Road	Trees along Median. 189 trees	Jul-22	Installation Complete	\$388,238.50	Liberty 2/yr
Wolfon High School	Trees in school grounds. 56 trees	Sep-22	awaiting legal form	\$102,336.00	Liberty 2/yr
Collins Road	Trees along median. 183 trees	Sep-22	Installation Complete	\$338,265.00	Liberty 2/yr
Airport Center Drive E	Trees along median. 76 trees	Nov-22	Installation Complete	\$153,643.00	Liberty 2/yr

ACTIVE CITY OF JACKSONVILLE LEVEL 2 TREE PLANTING PROJECTS

ATTACHMENT F

Visit <https://pg-cloud.com/JacksonvilleFL/> for City of Jacksonville Tree Project Maps

Visit jaxtreemitigation.coj.net - Tree Fund City Projects for links to legislation and planting details

Requesting Entity	Project Scope	Tree Commission Approval Date	Status	Allocated Amount	Contract/Warranty
College Street Parking Islands	Trees in Parking Islands, 4 trees.	Nov-22	Installation Complete	\$13,019.00	Liberty 2/yr
Gold Star Family Memorial Highway Phase 2	Trees within retention ponds and right of way. 1218 trees	Dec-22	Installing	\$2,300,000.00	To Bid 2/yr
Fort Caroline Road Pond	Trees within retention pond. 34 trees	Feb-23	Installation Complete	\$61,479.00	Liberty 2/yr
Kernan Blvd N	Trees within Right of way and Median- 276 trees	Feb-23	Installation Complete	\$591,059.00	Liberty 2/yr
Price Park	Trees within Right of way. 13 trees	Apr-23	Installation Complete	\$27,216.00	Liberty 2/yr
Amelia View Phase 2	Trees within Right of Way. 34 trees	Apr-23	Installation Complete	\$62,370.00	Liberty 2/yr
Northwest Parks	Trees in parks. 202 trees	Apr-23	Installation Complete	\$321,440.00	Greenway/1yr
Fletcher and Hollywood Park	Trees in park. 21 trees	May-23	Installation Complete	\$33,100.00	Greenway/1yr
GatorBowl	Trees in Median. 8 trees	Jul-23	Installation Complete	\$41,185.00	Liberty/2yr
Westside Parks Level 2	Trees in Parks (242 trees)	Aug-23	Installation Complete	\$402,600.00	Greenway/1yr
7th Street East	Trees in right of way (42 trees)	Aug-23	Installation Complete	\$41,185.00	Liberty/2yr
District 7 and 10 Corridors	Trees in right of way (39 trees)	Sep-23	Installing	\$75,451.50	Liberty/2yr
Hodges Blvd Level 2	Trees in Median (59 trees)	Oct-23	installing	\$137,667.34	Liberty/2yr
Sheffield Park Level 2	In park (86 trees)	Oct-23	Scheduling	\$126,500.00	Greenway/1yr
McGirts Creek Restoration Level 2	In Preserve (12,000 saplings)	Jan-24	To MBRC	\$182,750.00	Greenway/no warranty
Lift Ev'ry Voice and Sing Park Level 2	In Park (90 trees)	Nov-24	To MBRC	\$233,335.00	Greenway/1yr
Northbank Riverwalk Phase 2	36 trees	Jan-24	To MBRC	\$76,642.50	Greenway/1yr
Southern S-Line Enhancement	140 trees along S-line	Jan-24	To MBRC	\$131,600.00	Greenway/1yr

Jacksonville Tree Commission

Available Funds Summary (as of February 1st, 2024)

	January-24	Feb-24
15F Ordinance Funds Available for Council Appropriation (a)	\$10,245,272.66	\$10,263,958.03
Allocated for Remove and Replace to Public Works (b)	\$1,304,375.42	\$1,243,826.37
Allocated for 630-City to Public Works (c)	\$2,445,543.22	\$2,371,402.42
Available for Level 2 Allocation by Tree Commission (d)	\$4,614,046.12	\$4,253,345.43
Available for Level 3 Allocation by Tree Commission (e)	\$1,560,036.70	\$1,570,822.75
Total Allocated to PW for 630-City and Remove & Replace (b) + (c)	\$3,749,918.64	\$3,615,228.79
Total Available for Allocation by Tree Commission (d) + (e)	\$6,174,082.82	\$5,824,168.18
15N Charter Funds Available for Council Appropriation (f)	\$9,227,077.36	\$9,264,179.39
BJP Tree Mitigation Dollars available for Council Appropriation (g)	\$1,717,826.00	\$1,717,826.00
Total Avail for Appropriation by Council (a) + (f) + (g)	\$21,190,176.02	\$21,245,963.42
Total Avail for Allocation by Tree Commission (d) + (e)	\$6,174,082.82	\$5,824,168.18
Total Funds Not Obligated	\$27,364,258.84	\$27,070,131.60

Encumbered Funds Summary (as of Feb 2024)

	Jan-24	Feb-24
<i>Obligated Level 2 Proj Funds</i>	\$2,331,251.42	\$2,375,771.58
<i>Obligated Level 3 Proj Funds</i>	\$105,728.15	\$105,728.15
Total Funds Obligated	\$2,436,979.57	\$2,481,499.73

SPEAKER'S REQUEST TO BE HEARD CARD

NAME OF BOARD/COMMITTEE: Jacksonville Tree Commission

Please print and complete item 1 below for Board/Committee Public Hearing or item 2 below for Public Comments Section of Board/Committee agenda:

NAME: Brooks Andrews DATE: 2/21/24

Address: _____ PHONE: _____

REPRESENTING: _____

1: PUBLIC HEARING: Identify Agenda Item: _____

I SUPPORT _____ (or) I OPPOSE _____ THIS Agenda Item:

2: COMMENTS FROM THE PUBLIC: SUBJECT MATTER: Zoo PKwy / SR 105

SPEAKING TIME IS LIMITED TO THREE (3) MINUTES PER SPEAKER

COMMENTS FROM THE PUBLIC. Comments from the public shall be limited to no more than three minutes per person and no person shall be allowed to give or transfer his/her time to speak to another person.

ADDRESSING THE BOARD/COMMITTEE. At public hearings required by law or fixed by the Board/Committee, the presiding officer shall extend the floor to proponents and opponents of the subject matter of the public hearing, and those filing written requests or speakers cards shall be heard prior to other persons who appear at the hearing. Each person addressing the Board/Committee shall proceed to the place assigned for speaking, give his/her name in an audible tone of voice for the records, (if the person has not filled out a speaker's request card and returned it to the Board/Committee staff before addressing the Board/Committee, the person shall also give his/her address in an audible tone of voice for the records), and limit his/her comments to three (3) minutes, unless further time is granted by the Board/Committee. All remarks shall be addressed to the Board/Committee as a body and not to any member thereof. No person other than a Board/Committee Member or the person having the floor shall be permitted to enter into any discussion, either directly or through a member of the Board/Committee, without the permission of the presiding officer. All questions to the Board/Committee shall be directed through the presiding officer.

Brooks Andrews

"I regularly travel on Zoo Pkwy (Hecksher Dr., SR 105) and have observed the land prep for multiple, over-sized warehouses just past the Zoo toward I-295. I would guess hundreds of acres of maritime forest, oak hammock and upland hardwood forest have been clear cut for these facilities and acres of asphalt surface parking has been laid down. I view this area as critical land for resiliency, flood mitigation and water/wildlife quality given the proximity to the St Johns River, Broward River, numerous creeks, tributaries, and wetlands. Additionally, this development will now be the source of significant run off and heat buildup given extensive black, impervious surfaces. Thus far, few trees have been replaced except for a handful of palm trees (not really trees and do a minimum for shade and storm water runoff). I have two questions. The deed has been done so there is no going back. How much have these warehouse owners paid into the tree mitigation fund? What is the plan to replace the extensive loss of these forests and the goodness they offered this fragile environment? I may not make this meeting but will look for comments and path forward in the Tree Commission minutes. Thank you. "