

Archery Club

Parking @  
Playground


Short-Cut


Park  
Entrance

**Legend**

 Trailhead

**Easy Trail** 


 W.K.C. Trail (1.5 mi)

**More Difficult Trail** 


 Nipsy Daiser (0.7 mi)

**Very Difficult Trail** 

*\* ADVANCED RIDERS ONLY \**

 Hoosker Doo (0.3 mi)

 Service Road

 Park Boundary

**Tillie K. Fowler Regional Park**



**Off-Road Bicycle Trails**